



2020



# SARASOTA COUNTY CITIZEN OPINION SURVEY

Conducted for Sarasota County

Department of Government and International Affairs  
University of South Florida • Tampa, Florida

In partnership with  
HCP Associates • Tampa, Florida

## Table of Contents

Introduction .....	3
Partnership Roles and Responsibilities .....	3
2020 Reporting.....	4
Methodology.....	4
Survey Mode .....	4
Survey Content.....	6
Sample Size and Representativeness.....	6
Survey Results .....	9
About the Respondent.....	9
Continued Good Feelings.....	15
Quality of Life Rated Positively .....	15
Household Stressors .....	17
Satisfaction with Services.....	19
Recommending the County to Peers .....	20
High Levels of Trust in Local Government .....	21
Positive Interactions with the County.....	22
Pressure Points .....	24
Most Important Issue Facing the County.....	24
Expectation Gaps .....	27
COVID-19.....	29
Opportunities.....	34
County Spending .....	34
Conclusion.....	41
Citations .....	42
Appendix A: Executive Summary .....	43
Appendix B: Survey Instrument .....	50
Appendix C: Survey Instrument Changes.....	62
Appendix D: Call Log .....	72
Appendix E: Verbatim Responses .....	73
Appendix F: Location Correction.....	115
Appendix G: Cross Tabulations of Residential Location.....	117
Appendix H: Cross Tabulations of City Location .....	159
Appendix I: Cross Tabulations of Unincorporated Area Location.....	199
Appendix J: Significant Factors .....	245

## Introduction

Every year, Sarasota County commissions the Sarasota County Citizen Opinion Survey to gain a pulse on residents' sentiments regarding county life. The year 2020 marks the 29<sup>th</sup> iteration of the study, which provides county leadership with data points that speak to the county's performance and help to guide decision making. With almost three decades of data and a consistent methodology throughout its tenure, this study provides Sarasota County with a long-term understanding of its citizenry.

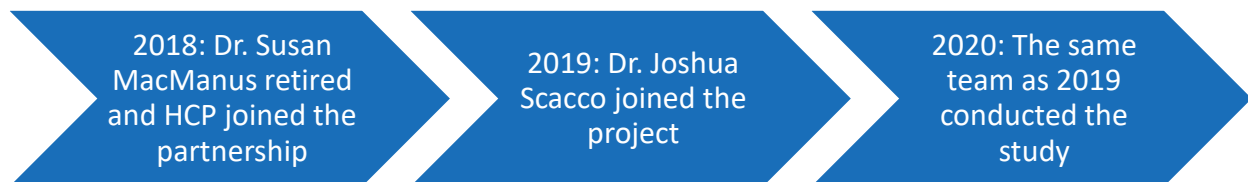
Trending data can provide additional insight into whether the sentiments have remained consistent or have shifted. The sample reflects the demographics of those living in the county, ensuring the data is representative and statistically valid. With a representative sample, data can be broken into demographic subsets for additional analysis, which is useful in identifying or understanding differences in opinion amongst residents.

## Partnership Roles and Responsibilities

This year's study was conducted by the joint efforts of the same three entities that comprised the 2019 partnership:

*Sarasota County: Communications Department*  
*University of South Florida (USF)*  
*The Florida Institute of Government (FIOG)*  
*The Department of Communication*  
*HCP Associates, Inc. (HCP)*

The following timeline provides a brief overview of the changes in the partnership that have occurred in the preceding three years:



In 2020, Sarasota County provided direction for the project, was involved in questionnaire design, and provided the final approval on the survey instrument. The FIOG acted as the project liaison, coordinating meetings, and relaying project updates to county officials. Dr. Joshua Scacco, of USF's Department of Communication, worked alongside HCP on analysis, reporting, and presenting. Additionally, he engaged two USF students to obtain real-world experience with first-party research: Jack Smith and Eduardo Fox-Velazquez. Through this project, both students gained direct experience with survey design, data analysis, and public speaking. HCP Associates made survey edits, administered the survey, analyzed the data, compiled the report, and partook in presenting the study findings to the Sarasota County Board of County Commissioners.

## 2020 Reporting

The 2020 report follows the more concise reporting style introduced in 2019. Additional appendices are included to provide a more granular understanding of the results. A description of each appendix item is included in the table below.

Appendix Item	Appendix Item Name	Appendix Item Description
A	Executive Summary	Provides a high-level summary of the 2020 Opinion Survey results
B	Survey Instrument	The final questionnaire
C	Survey Instrument Changes	Outlines how the survey has changed from 2019 for 2020 and future studies
D	Call Log	Displays how many calls were made to result in a sample of 1,250 respondents
E	Verbatim Responses	In all instances of open-ended questions, the respondent's direct response is included anonymously
F	Location Correction	The location respondents self-reported compared to where they reside
G	Cross Tabulations of Residential Location	Segments the data by those living in a city verse those living in unincorporated Sarasota County
H	Cross Tabulations of City Location	Segments the data by respondents living in municipalities: City of Sarasota, City of Venice, Town of Longboat Key, and City of North Port
I	Cross Tabulations of Unincorporated Area Location	Segments the data by respondents living in one of four areas in unincorporated Sarasota County
J	Significant Factors	The significant factor analysis tables identify differences of greater or less than 5% between demographic subsets

## Methodology

This year marks the introduction of the first methodological enhancements to the decades-long study. Following consultation with Sarasota County leadership in 2019, two enhancements were adopted. To broaden the study's scope, a rotational question set was introduced, allowing Sarasota County to maintain its longitudinal trending while allowing for new, targeted questions that speak to contemporaneous matters. To improve the study's accuracy and to allow for accurate measurements of subpopulations, the sample size of the study was increased.

## Survey Mode

There are caveats with both online and telephonic surveys that are important to understand when choosing a methodology. The telephone has been the historic medium in which this survey has been

conducted. With online surveys, internet access is essential for the respondent. In an article produced by the Pew Research Center, it is noted that “Not everyone in the U.S. has access to the internet, and there are significant demographic differences between those who do have access and those who do not. People with lower incomes, less education, living in rural areas or ages 65 and older are underrepresented among internet users and those with high-speed internet access” (Pew Research Center, n.d.). Considering the high number of retirees and elders living in Sarasota County, telephone prevails as the most effective way to contact those demographics and accurately represent residents in Sarasota County. There is also a survey question for those residents who have contacted the county, asking by what means they contact the county, and telephone consistently remains the primary means.

Further, modal effects can confound long-term trending when a methodological change is applied. Modal effects refer to differences in how survey participants respond to identical questions asked through different survey media (Keeter, 2015). Even in contexts in which an identically random sample is obtained, respondents provide different answers over the telephone and online.

The traditional way online surveys are administered is via mass distribution through the surveyor’s communication channels. This distribution process introduces a pronounced “opt-in” bias, wherein only the residents with strong or particular feelings choose to participate. For example, Sarasota County’s social media channels would have been leveraged to distribute an online survey, targeting those tuned into the county to participate. Respondents who will voluntarily participate in a survey can lead to extremes in responses, whether positive or negative, and are almost never reflective of the average resident.

While there are advantages in online surveying, such as less costs and respondents being able to go through the survey at their own pace, there is evidence that the sample is not representative of the population at large. Even if weighting was used or if demographic quotas were employed with an online survey, the survey has been conducted via telephone for the previous 28 years. We are reminded that, according to Gallup, “switching to a new mode can significantly affect the trends of an existing survey” (Marlar, 2020). The longstanding methodology remains telephonic with, all things considered, representing the population of Sarasota County, capturing the average person rather than only those with passionate interest, and preserving the data’s trending capabilities.

The phone calls were made to both landlines and cell phones by trained professional survey research interviewers who work in a supervised CATI (computer-assisted telephone interviewing) facility. The calls are conducted using random-digital dial to ensure individuals are called at random and made at various times on all days of the week to reach a broad sample. Each caller also completed a minimum of five callback attempts on unresolved listings. The interviewers enter survey responses, including open-ended verbatim feedback, into an electronic database.

Pre-stratification is utilized to ensure that the sample represents the county’s demographic share of each race/ethnicity, age, gender, education, and geographic location. The U.S. Census Bureau’s American Community Survey (ACS) and Bureau of Economic and Business Research (BEBR) data were used to establish the quotas and random calling occurred until each quota was met.

The 2020 survey resulted in a random sample of 1,250 Sarasota County residents 18 years of age and older. Calls were completed between September 6, 2020, and October 20, 2020, with an average survey length of 14 minutes. The margin of error for the survey is  $\pm 2.77\%$  at a 95% confidence level.

## Survey Content

The survey instrument underwent slight changes that would allow new questions to be added while maintaining trending questions. The survey instrument was evaluated to determine what questions would be considered “core questions” to be asked every year, and the remaining questions were categorized. The question categories are to be rotated through over three years so that each category will be featured every third year. It is important to note that there were no changes to these questions to maintain their trending capabilities. See Appendix C to understand further how the 2019 survey instrument was broken up to create the 2020 survey.

With the rotating question topics being asked once every three years, the survey now has room for new questions to address specialty topics relevant to that year. In 2020, the specialty topics focus on water quality and COVID-19; the rotating questions in 2020 cover the themes of the environment, transportation, and infrastructure.

The 2020 survey included multiple-choice, open-ended, Likert scale, and rating questions. There was a total of 42 questions, with 27 multiple-choice questions, six questions seeking open-ended feedback, six Likert scale questions, and three rating questions. The survey questionnaire is available in Appendix B to view a full list of the questions. Respondents did not have to answer every question if they did not wish to respond. Additionally, some questions in the survey are conditionally asked to respondents depending on a previous response. In either case, where the sample size is not 1,250, the per-question sample size (n) is denoted.

## Sample Size and Representativeness

As previously mentioned, the methodology was enhanced from years prior. The sample size increased from the historic 800 completed responses to 1,250. Since the survey was established, the population has grown by 53%; the increase in sample size reflects the county’s population growth. With the increase in the sample, the statistics calculated are more accurate; this is reflected in the decrease in the margin of error, which decreased from  $\pm 3.5\%$  in 2019 to  $\pm 2.77\%$ .

The sample is representative of the county’s gender ratio, racial and ethnic composition, age distribution, as well as resident geographic location. Another survey enhancement made in 2020 is controlling for education level. Like years prior, the sample is slightly over representative of homeowners and those with a child 18 years or younger living with them. The two charts on the following pages display a breakdown of respondent demographics compared to data from either the U.S. Census’ American Community Survey (ACS) or the Bureau of Economic and Business Research (BEBR).

**Sarasota County Florida  
Citizen Opinion Survey 2020**

**Survey Participant Profile Compared with US Census: American Community Survey (ACS), and Bureau of Economic and Business Research (BEBR) Data**

**Number of Participants = 1,250**

<b>Demographic Category</b>	<b>Survey Results</b>	<b>Census</b>	<b>Comments</b>
<b>Gender*</b>			
<b>Male</b>	47.8%	47.8%	Males represented within the margin of error
<b>Female</b>	52.2%	52.2%	Females represented within the margin of error
<b>Total</b>	100.0%	100.0%	
<b>Race*</b>			
<b>White (non-Hispanic)</b>	82.9%	82.9%	Whites represented within the margin of error
<b>African American</b>	4.3%	4.3%	African Americans represented within the margin of error
<b>Hispanic Origin</b>	9.3%	9.3%	Hispanics represented within the margin of error
<b>Other</b>	3.5%	3.5%	Others represented within the margin of error
<b>Refused race</b>	—	—	
<b>Total</b>	100.0%	100.0%	
<b>Age Range*</b>			
<b>18 - 29</b>	12.0%	11.7%	18 - 24 represented within the margin of error
<b>30 - 49</b>	20.2%	20.5%	35 - 49 represented within the margin of error
<b>50 - 64</b>	25.0%	25.0%	50 - 64 represented within the margin of error
<b>65 - 74</b>	21.7%	21.7%	65 - 74 represented within the margin of error
<b>75 &amp; Older</b>	21.2%	21.2%	75 & Older represented within the margin of error
<b>Refused age</b>	—	—	
<b>Total</b>	100.0%	100.0%	
<b>Education*</b>			
<b>High school or less</b>	36.3%	36.3%	High school or less represented within the margin of error
<b>Some college</b>	20.2%	20.2%	Some college represented within the margin of error
<b>College graduate</b>	43.5%	43.5%	College graduate represented within the margin of error
<b>Refused education</b>	—	—	
<b>Total</b>	100.0%	100.0%	

\* 2018 American Community Survey 1-Year Estimate, Sarasota County, Florida

**Sarasota County Florida  
Citizen Opinion Survey 2020**

**Survey Participant Profile Compared with US Census: American Community Survey (ACS), and Bureau of Economic and Business Research (BEBR) Data**

**Number of Participants = 1,250**

<b>Demographic Category</b>	<b>Survey Results</b>	<b>Census</b>	<b>Comments</b>
<b>Home Ownership*</b>			
<b>Owner</b>	81.4%	73.8%	Owners overrepresented
<b>Renter and other</b>	15.3%	26.2%	Renters underrepresented
<b>Live free with someone else</b>	2.7%	—	
<b>Refused home ownership</b>	0.6%	—	
<b>Total</b>	100.0%	100.0%	
<b>Location**</b>			
<b>Longboat Key</b>	1.7%	1.1%	Longboat Key represented within the margin of error
<b>North Port</b>	14.6%	17.7%	North Port represented within the margin of error
<b>Sarasota</b>	12.4%	13.1%	Sarasota represented within the margin of error
<b>Venice</b>	4.7%	5.5%	Venice represented within the margin of error
<b>Unincorporated</b>	66.5%	62.7%	Unincorporated represented within the margin of error
<b>Total</b>	100.0%	100.0%	
<b>Child Under 18 at Home*</b>			
<b>Yes</b>	28.2%	17.2%	Child under 18 overrepresented
<b>No</b>	69.0%	82.8%	No child under 18 underrepresented
<b>Refused child at home</b>	2.8%	—	
<b>Total</b>	100.0%	100.0%	

\* 2018 American Community Survey 1-Year Estimate, Sarasota County, Florida

\*\* 2020 Florida Estimates of Population, Bureau of Economic and Business Research, University of Florida



## Survey Results

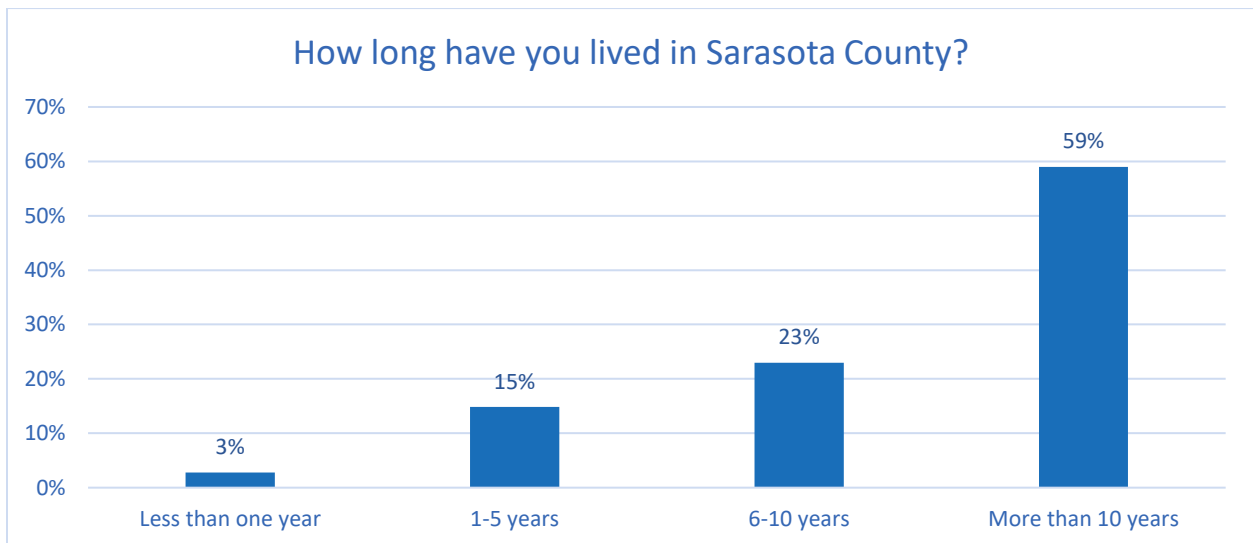
While the survey instrument breaks up questions by grouping similar themed questions together, the report is broken out differently. After analysis, three themes were extracted that summarized the data:

- Continued Good Feelings
- Pressure Points
- Opportunities

What follows are the survey results for the 2020 Sarasota County Citizen Opinion Survey.

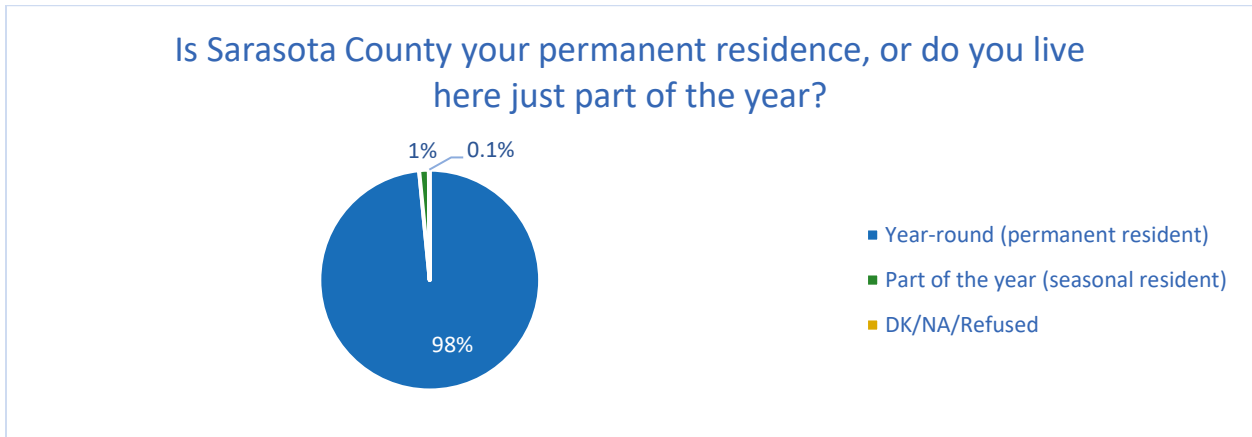
### About the Respondent

To confirm all responses are from residents that live in Sarasota County, a filtering question prevents those who do not live in the county from proceeding in taking the survey. Once confirmed that the respondent lives in Sarasota County, they are asked how long they have been a resident. The majority (53%) of residents have been living in Sarasota County for ten or more years, almost one-fifth (23%) have lived in the county somewhere between six and ten years, while the remaining 18% have lived in the area for five years or less (3% have lived in the county for less than one year; 15% have lived in Sarasota County between one and five years).



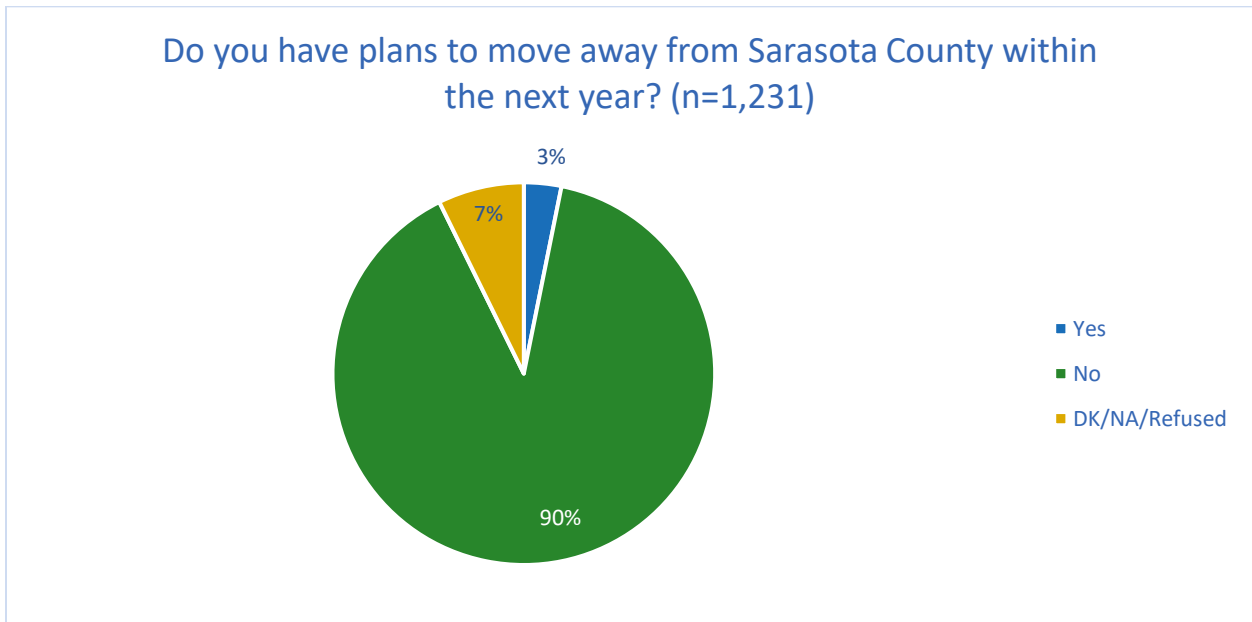
Source: Telephone survey of random sample of 1,250 Sarasota County adults 18 and older, conducted September 6 – October 20, 2020 by HCP Associates, Inc., margin of error  $\pm 2.77\%$ .

The fielding of the survey spans months prior to “snowbird” season, although residents are still asked if they are living in Sarasota County year-round or seasonally. Like previous studies, the vast majority (98%) of participants are permanent residents. Only 1% identify as seasonal residents, and less than 1% refused to answer.



Source: Telephone survey of random sample of 1,250 Sarasota County adults 18 and older, conducted September 6 – October 20, 2020 by HCP Associates, Inc., margin of error  $\pm 2.77\%$ .

All of the permanent residents (98%) were asked if they have plans to move from the county in the next year. Nine in ten (90%) do not plan on moving, and the other 10% are made up of 7% of residents who are not sure or refused, and the remaining 3% are planning on moving.



Source: Telephone survey of random sample of 1,250 Sarasota County adults 18 and older, conducted September 6 – October 20, 2020 by HCP Associates, Inc., margin of error  $\pm 2.77\%$ .

Likewise, we ask seasonal residents (18%) if they plan to become permanent residents within the next year. Almost one in ten (12%) seasonal residents plan on permanently relocating to Sarasota County, while roughly one-fourth (24%) are undecided, and almost two-thirds (65%) do not plan on permanently living in Sarasota County.

Within the next year, do you have plans to become a permanent resident of Sarasota County? (n=18)



Source: Telephone survey of random sample of 1,250 Sarasota County adults 18 and older, conducted September 6 – October 20, 2020 by HCP Associates, Inc., margin of error  $\pm 2.77\%$ .

The pie chart below shows the split of respondents living in unincorporated Sarasota County (67%) compared to one of the county's municipalities (33%). The chart also reflects corrected location information; due to the widespread confusion historically seen with respondents not knowing where they truly live, a correction is always used. To gain a deeper understanding of the location correction process, see Appendix F.

Where do you currently live in Sarasota County? Do you live inside a city or in an unincorporated area?



Source: Telephone survey of random sample of 1,250 Sarasota County adults 18 and older, conducted September 6 – October 20, 2020 by HCP Associates, Inc., margin of error  $\pm 2.77\%$ .

For the one-third (33%) of respondents who said they live in a city, a follow-up question is asked to clarify which city or town they live in. The plurality of city dwellers either live in the City of Sarasota (37%) or North Port (44%). Slightly more than one in ten (14%) live in the City of Venice, and the remaining 5% are in the town of Longboat Key.

### What city do you live in? (n=834)



Source: Telephone survey of random sample of 1,250 Sarasota County adults 18 and older, conducted September 6 – October 20, 2020 by HCP Associates, Inc., margin of error  $\pm 2.77\%$ .

While there are not dedicated zones or regions for the unincorporated county, a similar question was posed to unincorporated county residents, using street names to create boundaries. More than half (55%) are living between University Parkway and Clark Road. Three in ten (30%) live from Blackburn Point Road to River Road. The remaining 15% of unincorporated residents have identified living from Clark Road to Blackburn Point Road (13%) or from River Road to the South County line (2%).

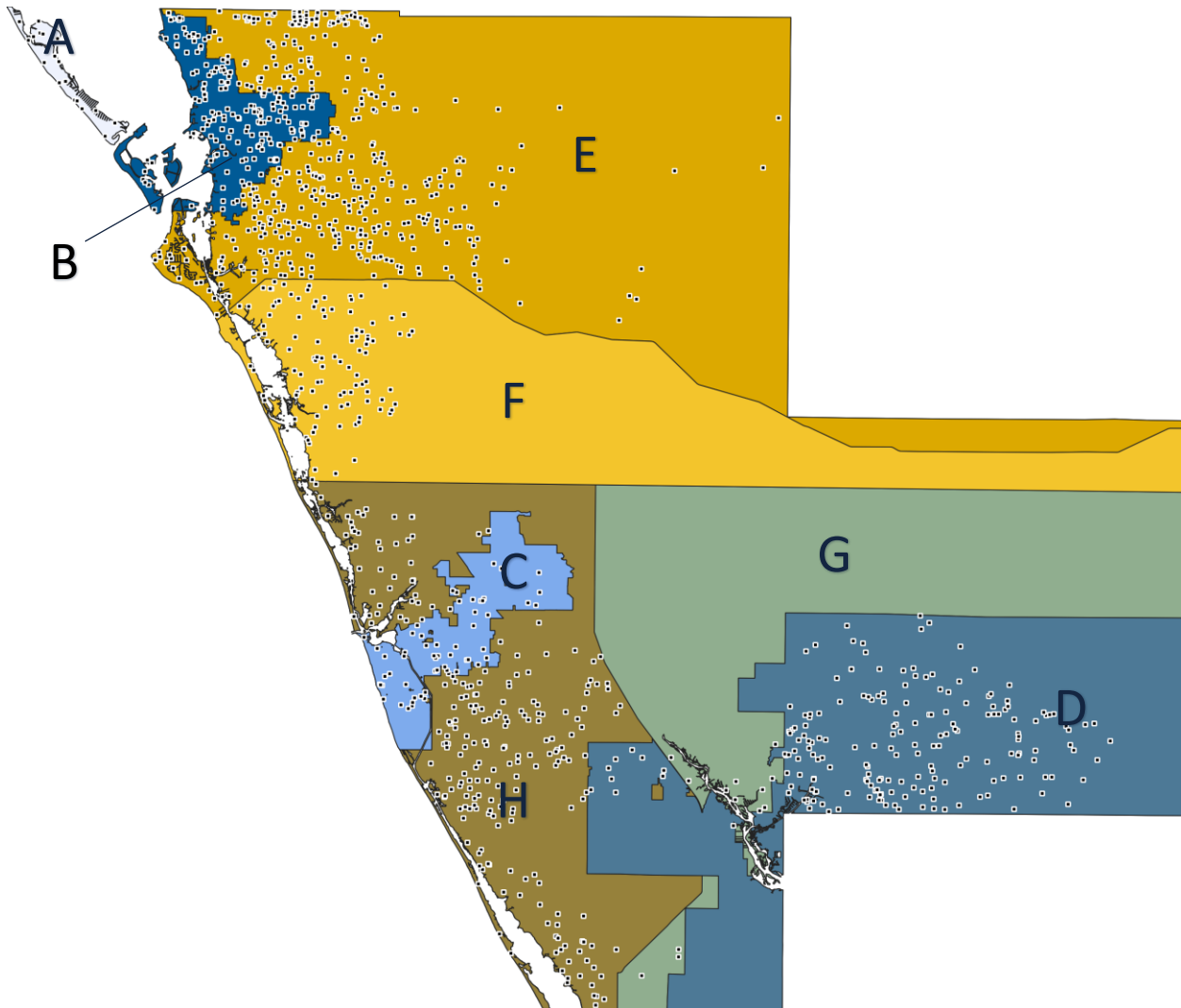
### Which unincorporated area do you live in?



Source: Telephone survey of random sample of 1,250 Sarasota County adults 18 and older, conducted September 6 – October 20, 2020 by HCP Associates, Inc., margin of error  $\pm 2.77\%$ .

## Location of Respondents

Respondent location was geocoded using Google Maps API and plotted through GIS. The map below shows the plotted respondent location as well as the four cities and four unincorporated county areas.

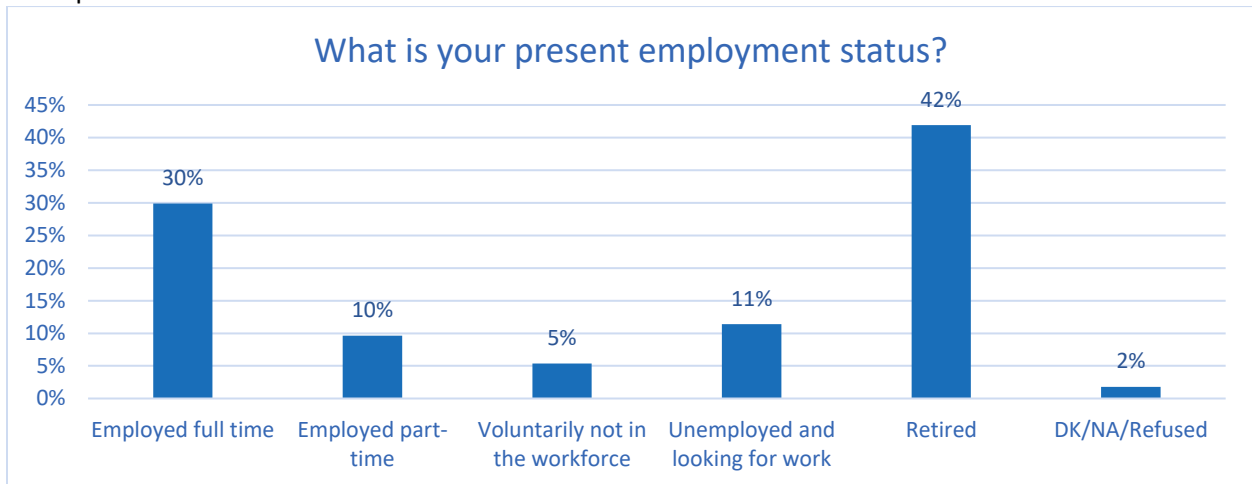


Source: Plotted through GIS: random sample of 1,250 Sarasota County adults 18 and older, conducted September 6 – October 20, 2020 by HCP Associates, Inc.

Key	Location	Percent of sample	Unincorporated or City
A	Longboat Key	2%	City
B	Sarasota City	12%	City
C	Venice	5%	City
D	North Port	15%	City
E	University Parkway to Clark Road	37%	Unincorporated
F	Clark Road to Blackburn Point Road	9%	Unincorporated
G	River Road to the South County Line	1%	Unincorporated
H	Blackburn Point Road to River Road	20%	Unincorporated

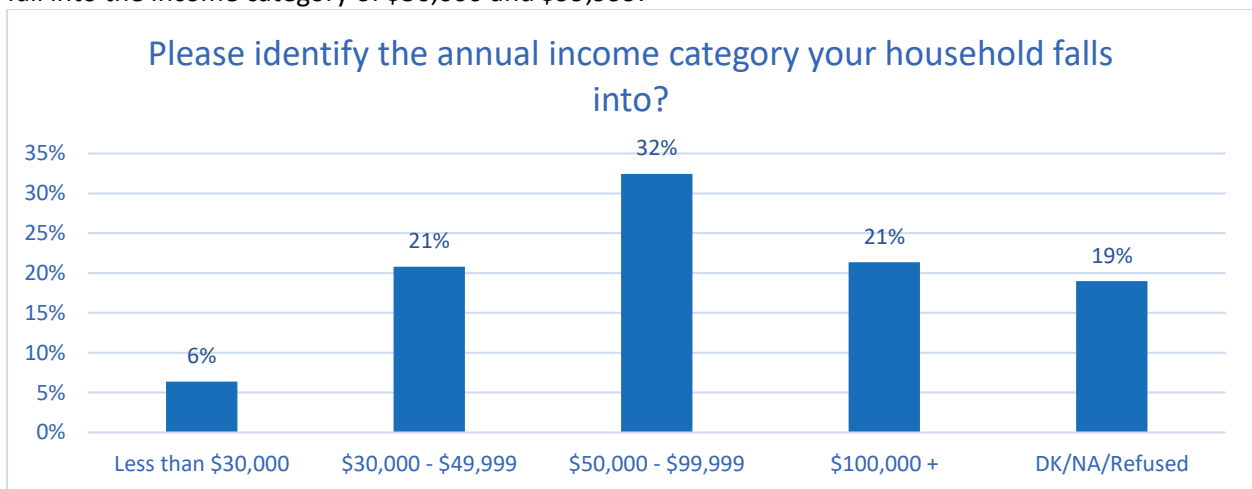
Respondents are asked about their current employment status. More than two in five (42%) are retired, and three in ten (30%) are employed full time. There are a similar number of residents that are employed part-time (10%) and unemployed but looking for work (11%). The remaining 7% consists of those voluntarily not in the workforce (7%), which includes but is not limited to students and individuals raising a family, and 2% of the respondents refused a response.

For future reference, when respondents in the “workforce” are referred to in analysis, it combines those employed full time, part-time, and those unemployed and looking for work. On the contrary, those classified as “non-workforce” are those voluntarily not in the workforce, retired, and those who refused to respond.



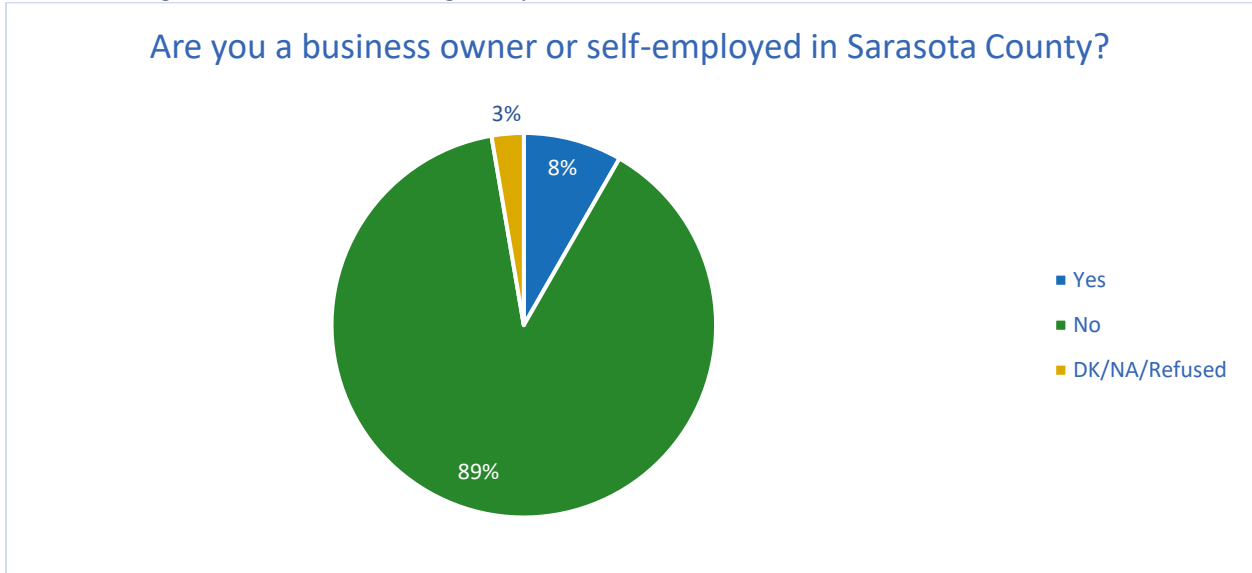
Source: Telephone survey of random sample of 1,250 Sarasota County adults 18 and older, conducted September 6 – October 20, 2020 by HCP Associates, Inc., margin of error ± 2.77%.

Respondents are asked to identify their annual household income category. This year, almost one in five (19%) refused to disclose income information. There are 6% of respondents with an annual household income of less than \$30,000, roughly two in ten have either identified their income range as making between \$30,000 and \$49,999 (21%) or making more than \$100,000 per year (21%). The remaining 32% fall into the income category of \$50,000 and \$99,999.



Source: Telephone survey of random sample of 1,250 Sarasota County adults 18 and older, conducted September 6 – October 20, 2020 by HCP Associates, Inc., margin of error ± 2.77%.

The final demographic question asked is if they are a business owner or self-employed in the county. Less than one in ten (8%) are business owners or self-employed, and roughly nine in ten (89%) are not, with the remaining 3% not sure or refusing a response.



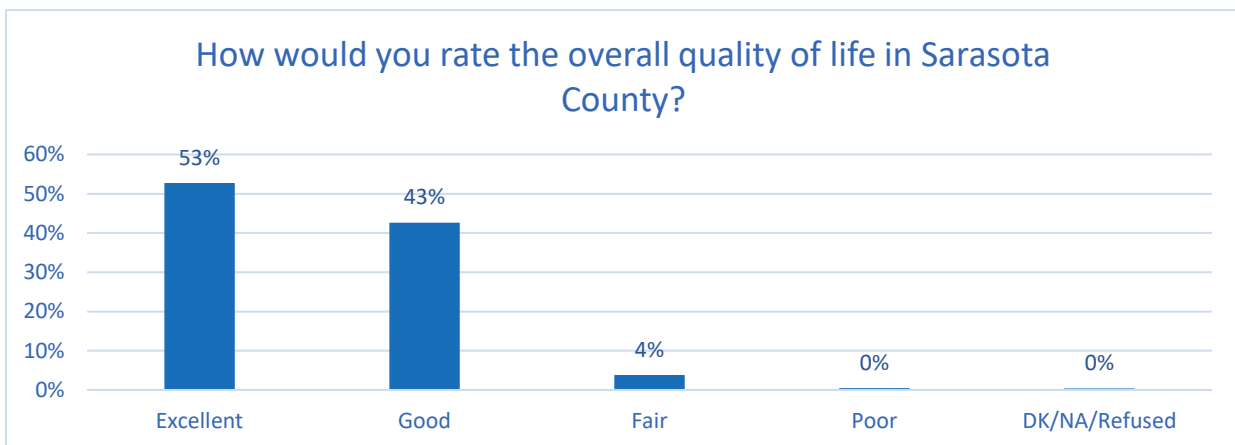
Source: Telephone survey of random sample of 1,250 Sarasota County adults 18 and older, conducted September 6 – October 20, 2020 by HCP Associates, Inc., margin of error  $\pm 2.77\%$ .

### Continued Good Feelings

The first extracted theme in the 2020 survey analysis is “Continued Good Feelings.” This positive sentiment has been made apparent by comparing residents’ responses to previous iterations of the survey. Despite the current events, residents feel resilient and remain positive towards local government.

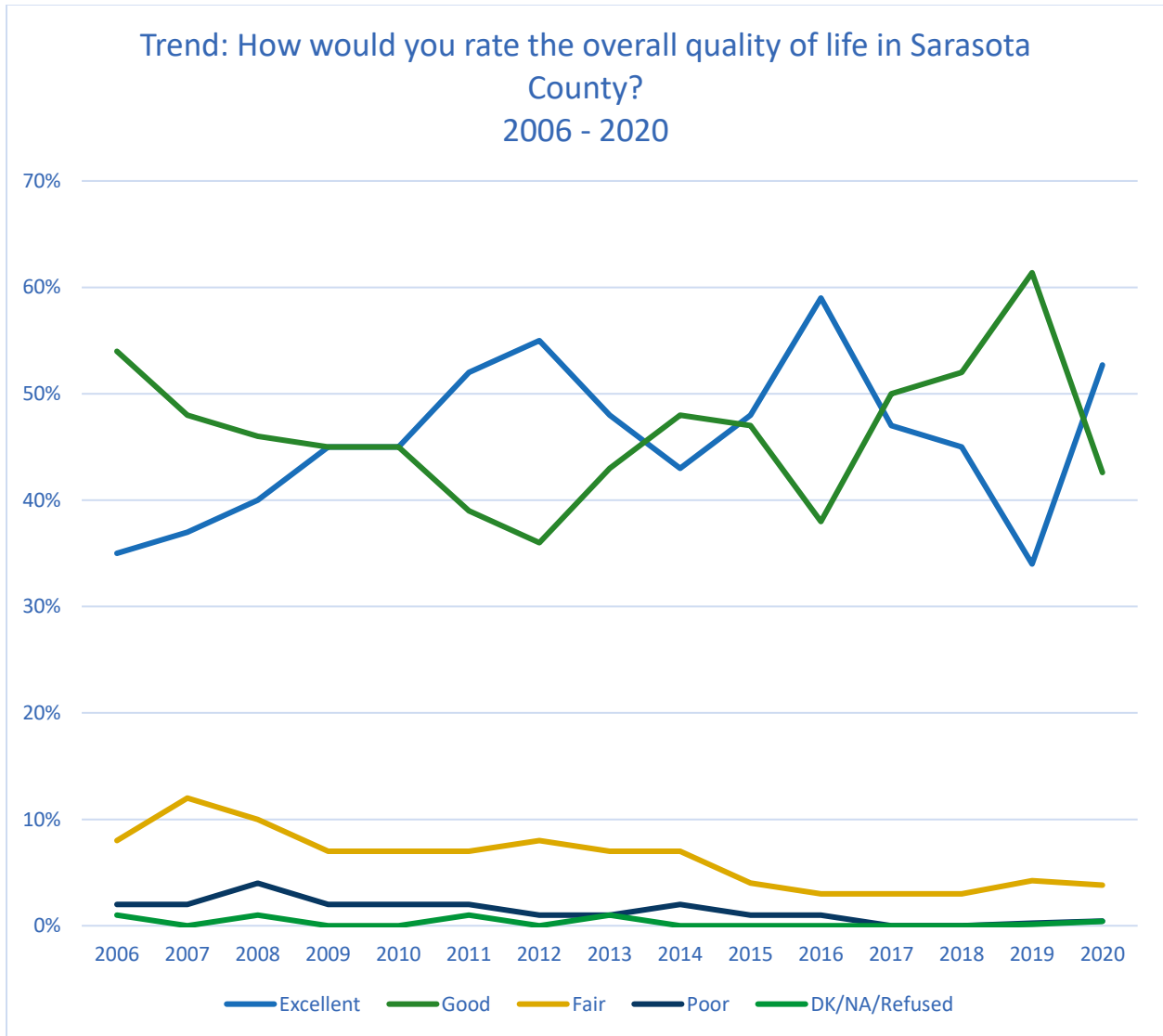
### Quality of Life Rated Positively

Residents are asked to rate their overall quality of life and are very satisfied. Combining “excellent” (53%) and “good” (43%), 96% of the population has a positive quality of life. There were 4% that rated it as fair, and less than 1% either said “poor” or did not provide an answer.



Source: Telephone survey of random sample of 1,250 Sarasota County adults 18 and older, conducted September 6 – October 20, 2020 by HCP Associates, Inc., margin of error  $\pm 2.77\%$ .

Looking at the quality of life trended over 14 years, residents consistently identify their quality of life to be good. Over time, the “poor” rating has diminished, and the “fair” trends very low. While the combined rating of “excellent” and “good” are the majority of the population, there is a rise in those that believe their life in Sarasota County is “excellent” rather than “good.”

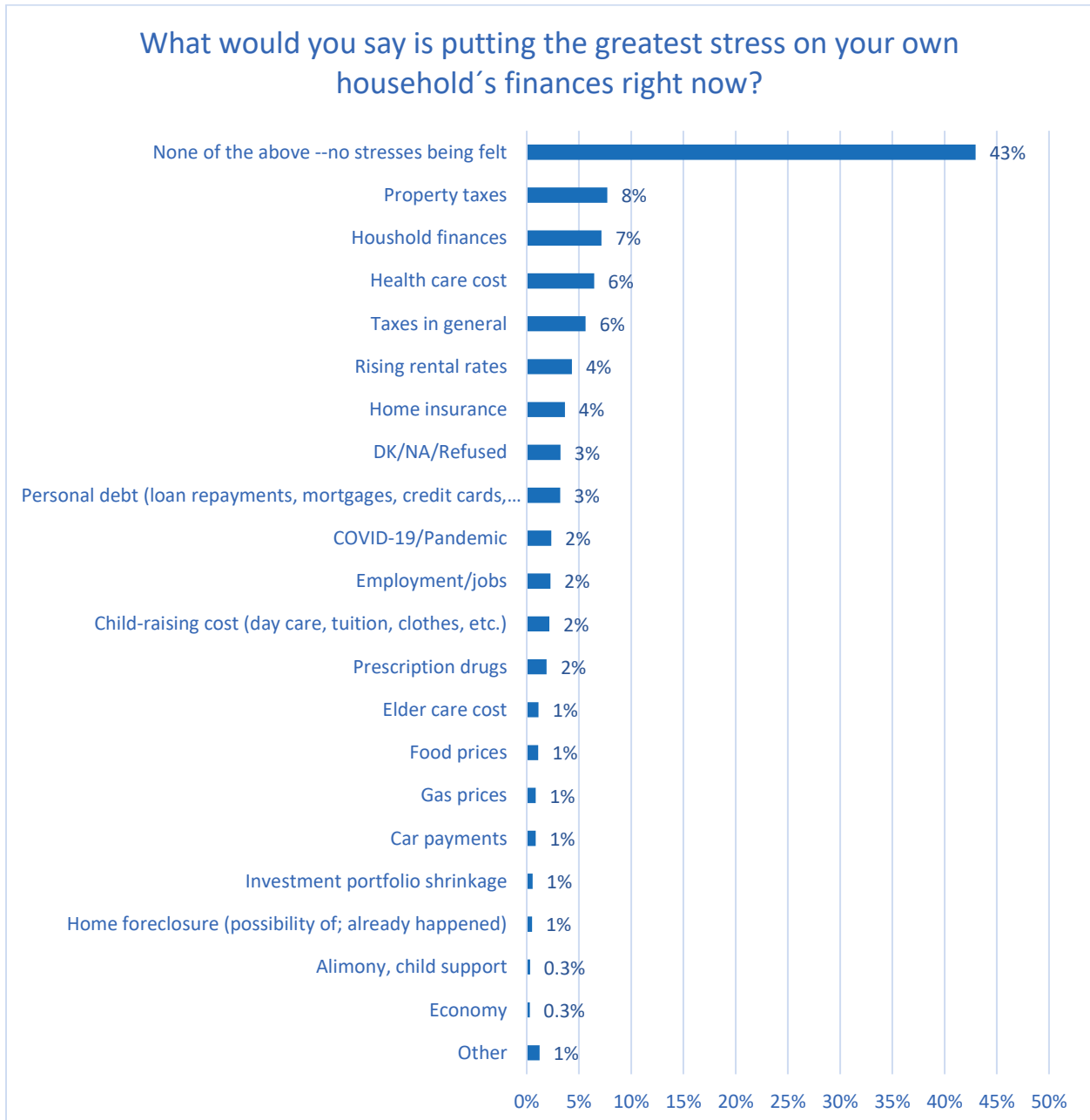


Source: Sarasota County Citizen Opinion Survey



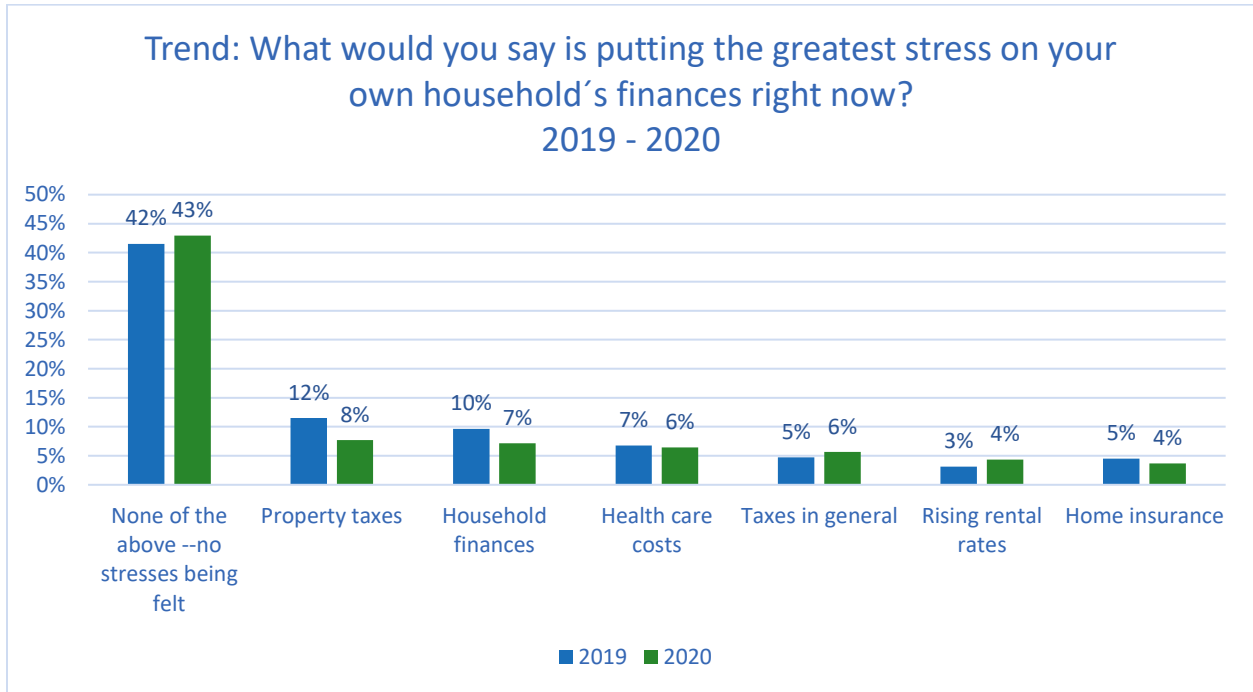
## Household Stressors

Historically, respondents are asked what is putting the greatest stress on their personal household finances. It is common for respondents in Sarasota County to respond that no stresses are being felt. Even with the current pandemic and economic effects, 43% identify that they do not feel household stresses. The second highest percentage is the 8% of respondents that identified property taxes, followed by general household finances (7%), health care costs (6%), and taxes in general (6%).



Source: Telephone survey of random sample of 1,250 Sarasota County adults 18 and older, conducted September 6 – October 20, 2020 by HCP Associates, Inc., margin of error  $\pm 2.77\%$ .

Trending the top seven largest household finances from 2019, it is evident that percentages are not significantly different from the year prior despite the pandemic.



Source: Sarasota County Citizen Opinion Survey

Looking at the past five years, there is an increase in those that do not feel any stress on their household finances. The top three items: no stresses being felt, property taxes, and general household finances are commonly trended as the top three greatest stressors. Those stating property taxes or household finances as the reason for household stress are at the lowest percentage across the five-year trend.

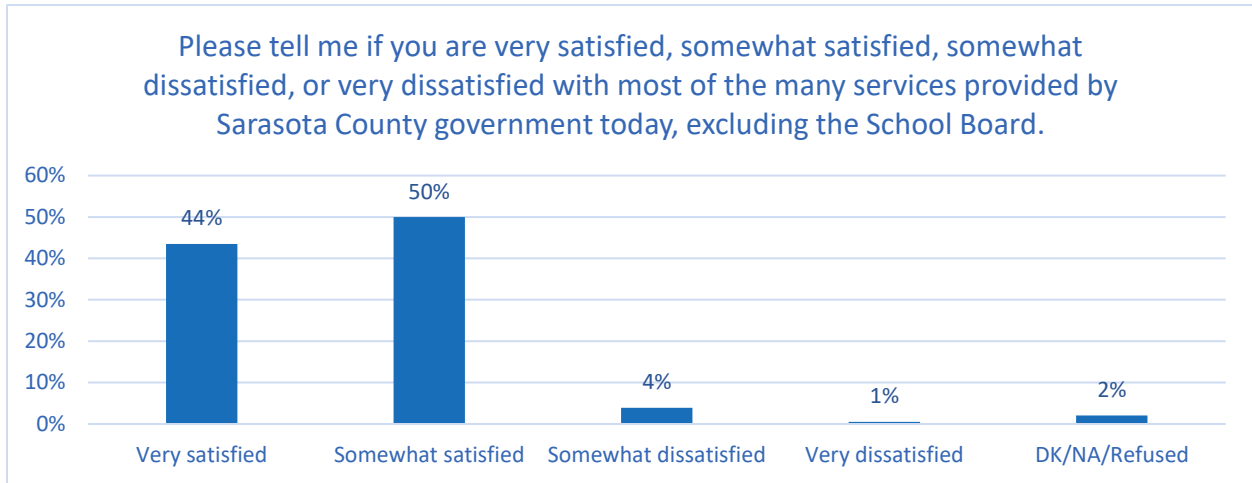
**Trend: What would you say is putting the greatest stress on your own household's finances right now?  
Top 3 Greatest Household Stressors 2016 - 2020**

	2016	2017	2018	2019	2020
1	No stresses being felt (34%)	No stresses being felt (31%)	No stresses being felt (36%)	No stresses being felt (42%)	No stresses being felt (43%)
2	Household finances (19%)	Household finances (15%)	Household finances (18%)	Property taxes (12%)	Property taxes (8%)
3	Property taxes (12%)	Property taxes (10%)	Health care costs (6%)	Household finances (10%)	Household finances (7%)

Source: Sarasota County Citizen Opinion Survey

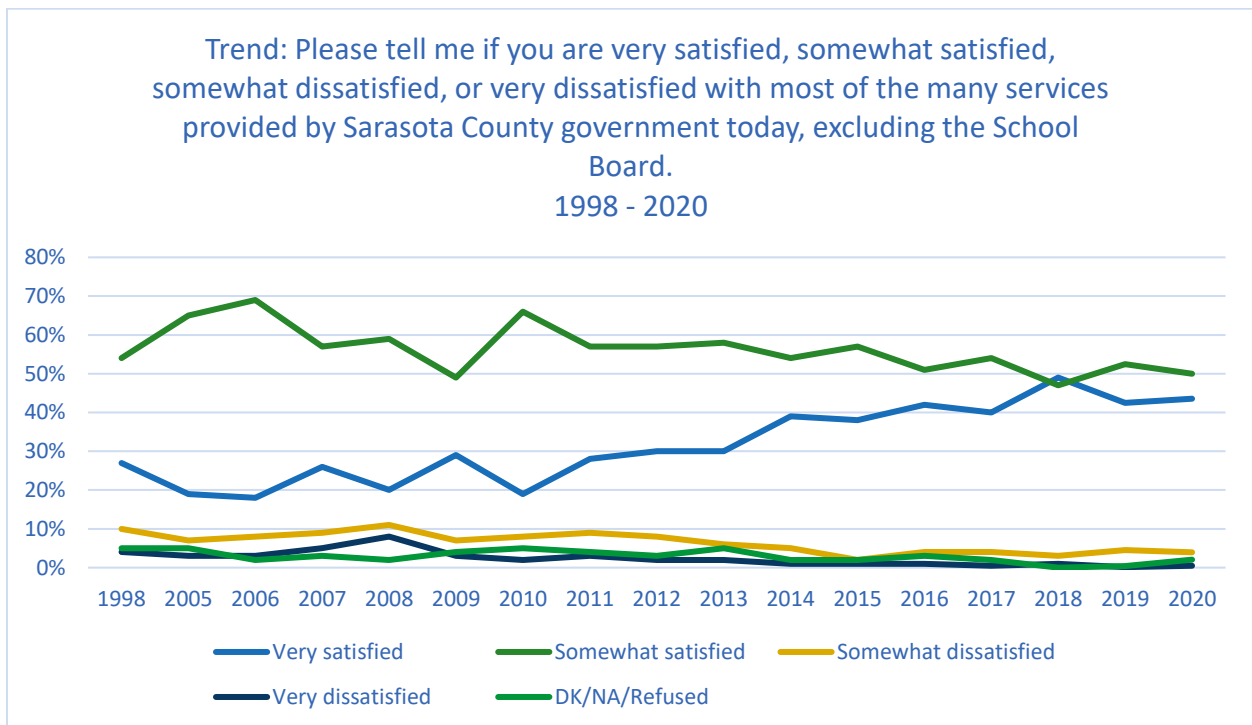
### Satisfaction with Services

Respondents are asked to rate their level of satisfaction with the services that the county government provides, excluding the School Board. Similar to the quality of life rating, 94% of respondents are satisfied (very satisfied- 44%; somewhat satisfied- 50%). There are 4% who rated “somewhat dissatisfied,” 1% “very dissatisfied,” and 2% did not respond.



Source: Telephone survey of random sample of 1,250 Sarasota County adults 18 and older, conducted September 6 – October 20, 2020 by HCP Associates, Inc., margin of error ± 2.77%.

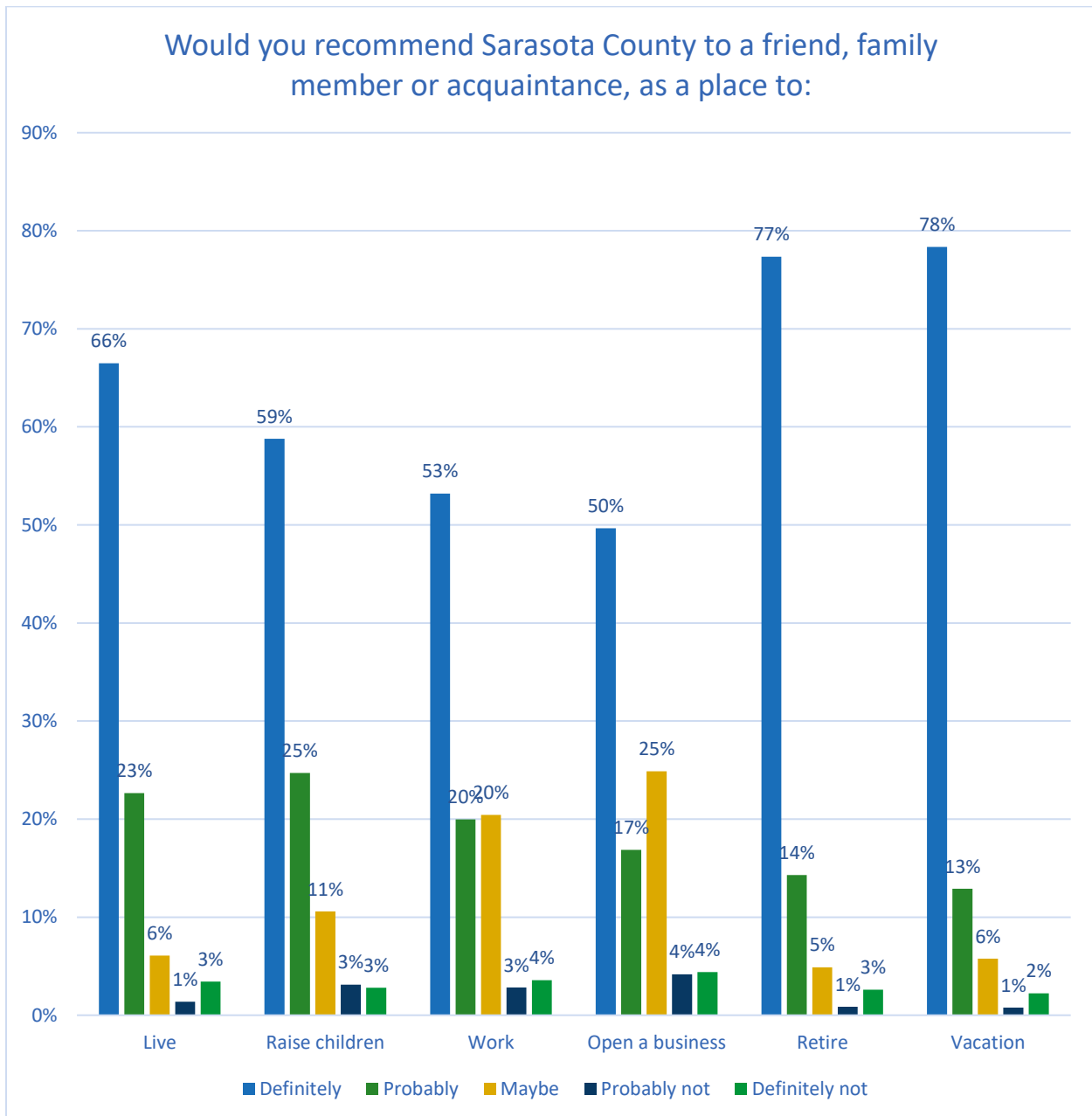
Considering the two decades of data shown in the graph below, residents' satisfaction level has gradually increased over time, while the “very dissatisfied” rating trends downward. A ceiling effect is observed here with consistently high levels of satisfaction. Where those somewhat satisfied ratings and very satisfied ratings vary, the overall satisfaction percentage remains similar to previous years.



Source: Sarasota County Citizen Opinion Survey

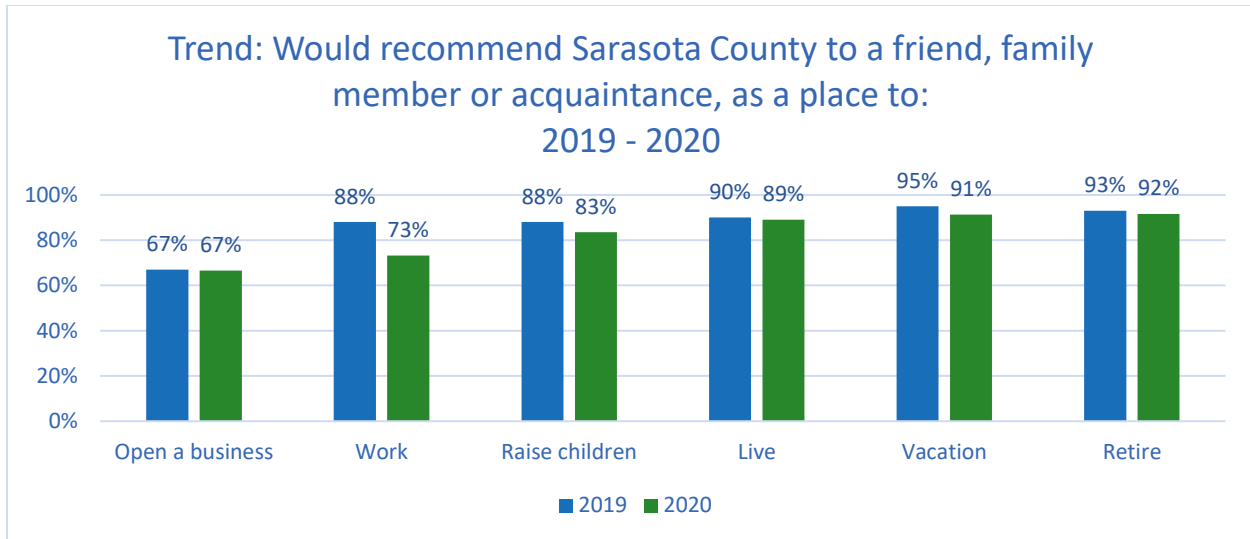
## Recommending the County to Peers

In 2019, a question was introduced, asking respondents if they would recommend Sarasota County to their peers across six different topics: live, raise children, work, open a business, retire, and vacation. The graph below parses out the five-point scale for each topic. Respondents are most likely to recommend the county as a place to retire (77%) and vacation (78%). Combining the two positive ratings “definitely” and “probably,” there are more than two-thirds of the population that would recommend the county: retire (92%), vacation (91%), live (89%), raise children (83%), work (73%), open a business (67%).



Source: Telephone survey of random sample of 1,250 Sarasota County adults 18 and older, conducted September 6 – October 20, 2020 by HCP Associates, Inc., margin of error  $\pm 2.77\%$ .

Trending the “definitely” and “probably” recommend responses, there is little variation in the likelihood of recommending Sarasota County to peers. Although there is a significant decrease in those that would recommend Sarasota County as a place to work, we can attribute the decline to COVID-19. Other data in this study introduces issues with working and the workforce.

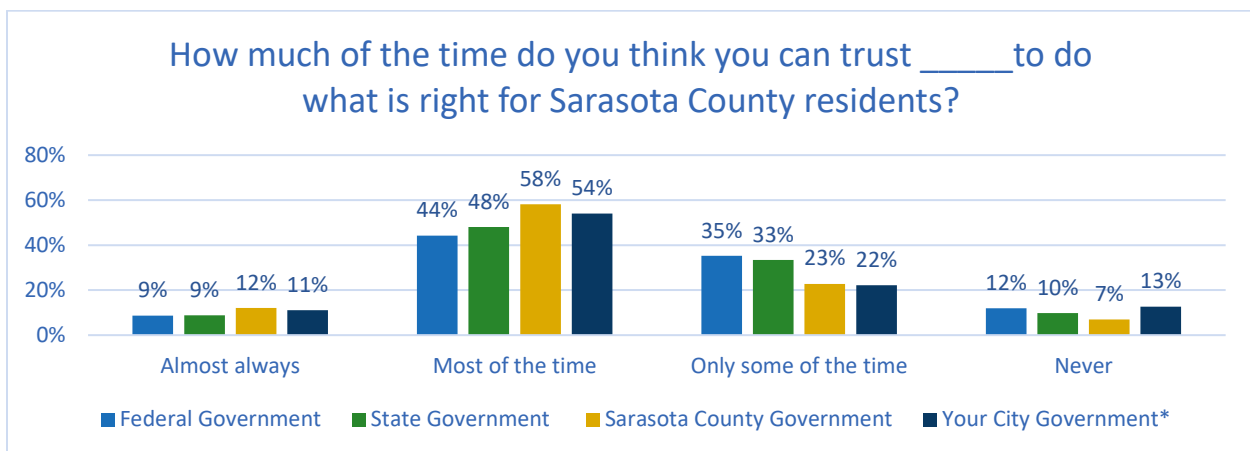


Source: Sarasota County Citizen Opinion Survey

### High Levels of Trust in Local Government

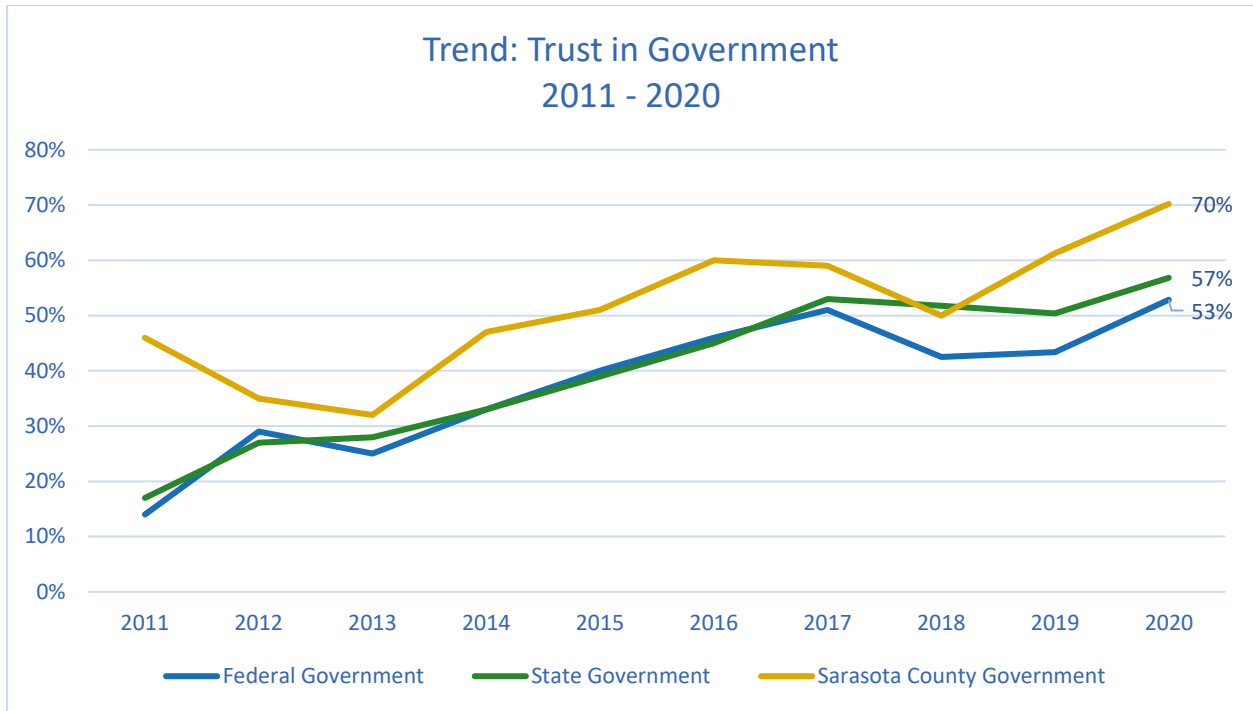
Respondents are asked how much of the time they can trust government entities to do what is right for Sarasota County residents. A common trend is the closer the government is to the person, the more trust they should feel in their decision making. This trend remains true, with local government exceeding trust levels for the state or federal government.

Seven in ten (70%) respondents trust Sarasota County government to do what is right for their residents, and 65% trust their city government. It is important to note the responses for “Your City Government” category only include those living in a city. Greater than half trust the state (57%) or federal (53%) government. Overall, the percentages for “never” are similar, with county government being the lowest out of all four government entities.



Source: Telephone survey of random sample of 1,250 Sarasota County adults 18 and older, conducted September 6 – October 20, 2020 by HCP Associates, Inc., margin of error ± 2.77%.

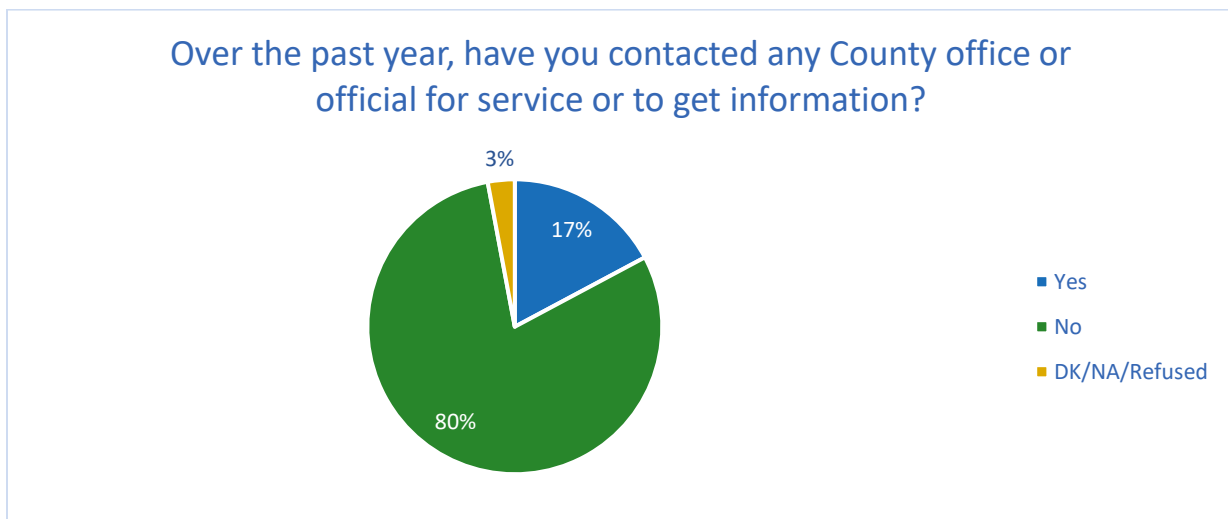
The line graph below contains nearly a decade of trending data that show high levels of trust with county government. In almost all instances, except for 2018, trust with Sarasota County government is higher than the federal or state government, which is desirable.



Source: Sarasota County Citizen Opinion Survey

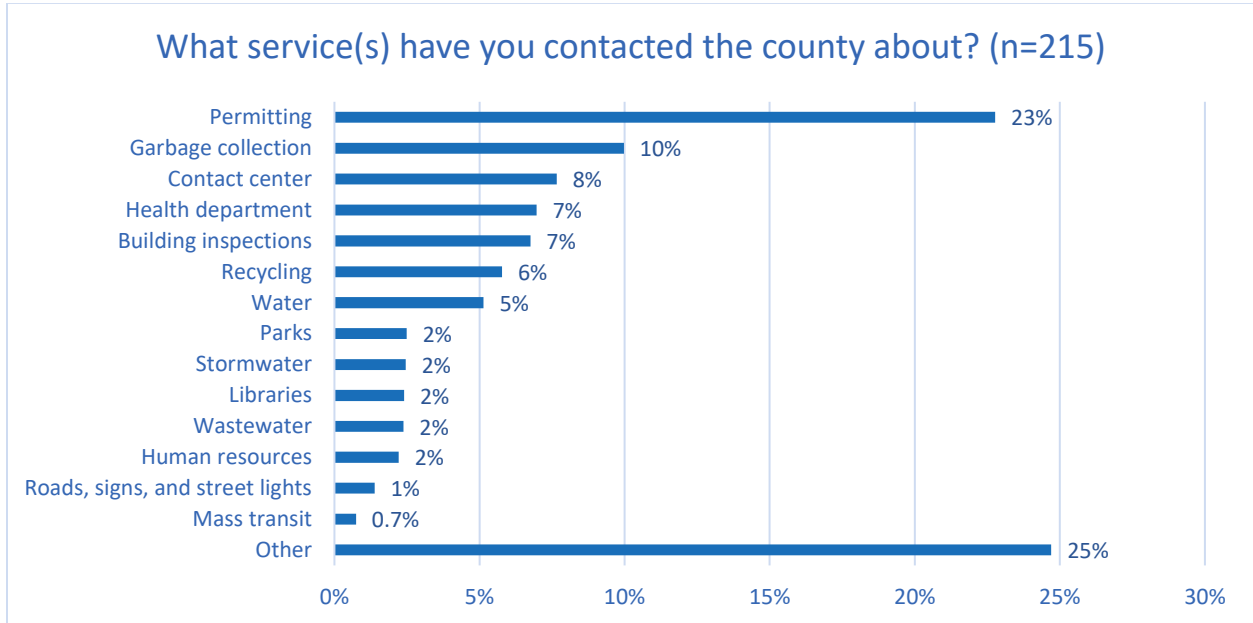
### Positive Interactions with the County

To gain information regarding residents' experience in interacting with the county, respondents are asked if they have contacted any county office or official to get information or for services. The majority (80%) have not contacted the county, and 3% are unsure. Almost one-in-five respondents (17%) have interacted with the county and received follow-up questions pertaining to their interaction.



Source: Telephone survey of random sample of 1,250 Sarasota County adults 18 and older, conducted September 6 – October 20, 2020 by HCP Associates, Inc., margin of error ± 2.77%.

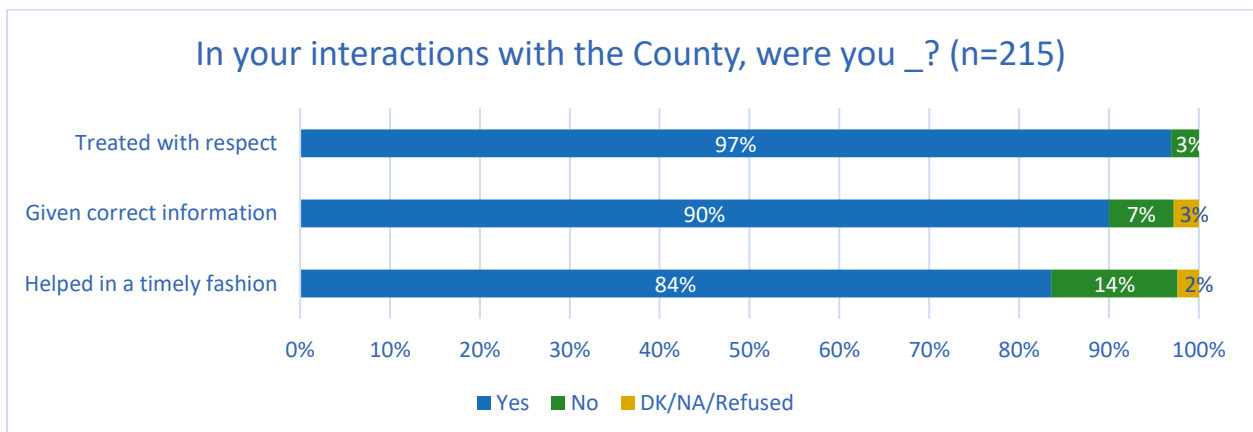
For the 17% that contacted the county, they were asked what service they contacted the county about. Almost one in four (23%) contacted the county about permitting, one in ten (10%) about garbage collection, and 8% for the contact center. The “other” represents 25% of respondents who contacted the county. Those respondents identified items such as voting, the election office, and taxes.



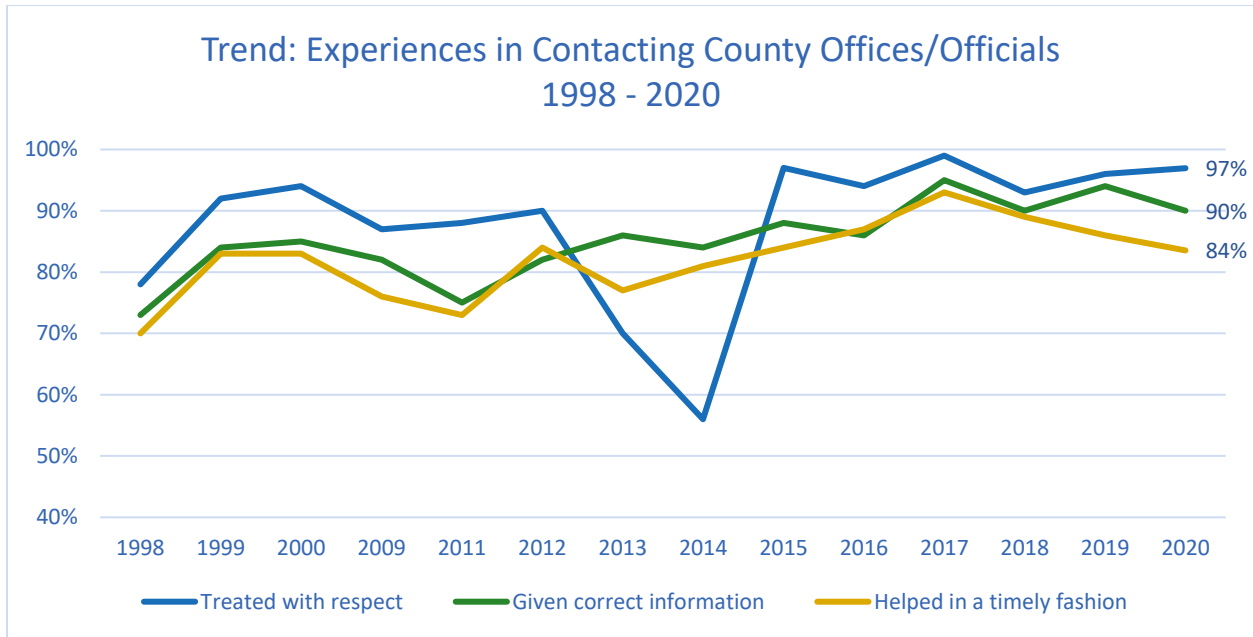
Source: Telephone survey of random sample of 1,250 Sarasota County adults 18 and older, conducted September 6 – October 20, 2020 by HCP Associates, Inc., margin of error ± 2.77%.

Another question asked to those who contacted the county (17%) aims to measure the interaction quality. Respondents are asked if they were treated with respect, given correct information, and helped in a timely fashion.

As shown in the two graphs below, respondents typically have positive interactions, feeling that they were treated with respect (97%), given correct information (90%), and helped in a timely fashion (84%). The positive interactions in 2020 and looking to the trending data exemplifies how Sarasota County has maintained its customer service.



Source: Telephone survey of random sample of 1,250 Sarasota County adults 18 and older, conducted September 6 – October 20, 2020 by HCP Associates, Inc., margin of error ± 2.77%.



Source: Sarasota County Citizen Opinion Survey

## Pressure Points

The second extracted theme, “Pressure Points,” takes a deeper look at items of concern for residents.

### Most Important Issue Facing the County

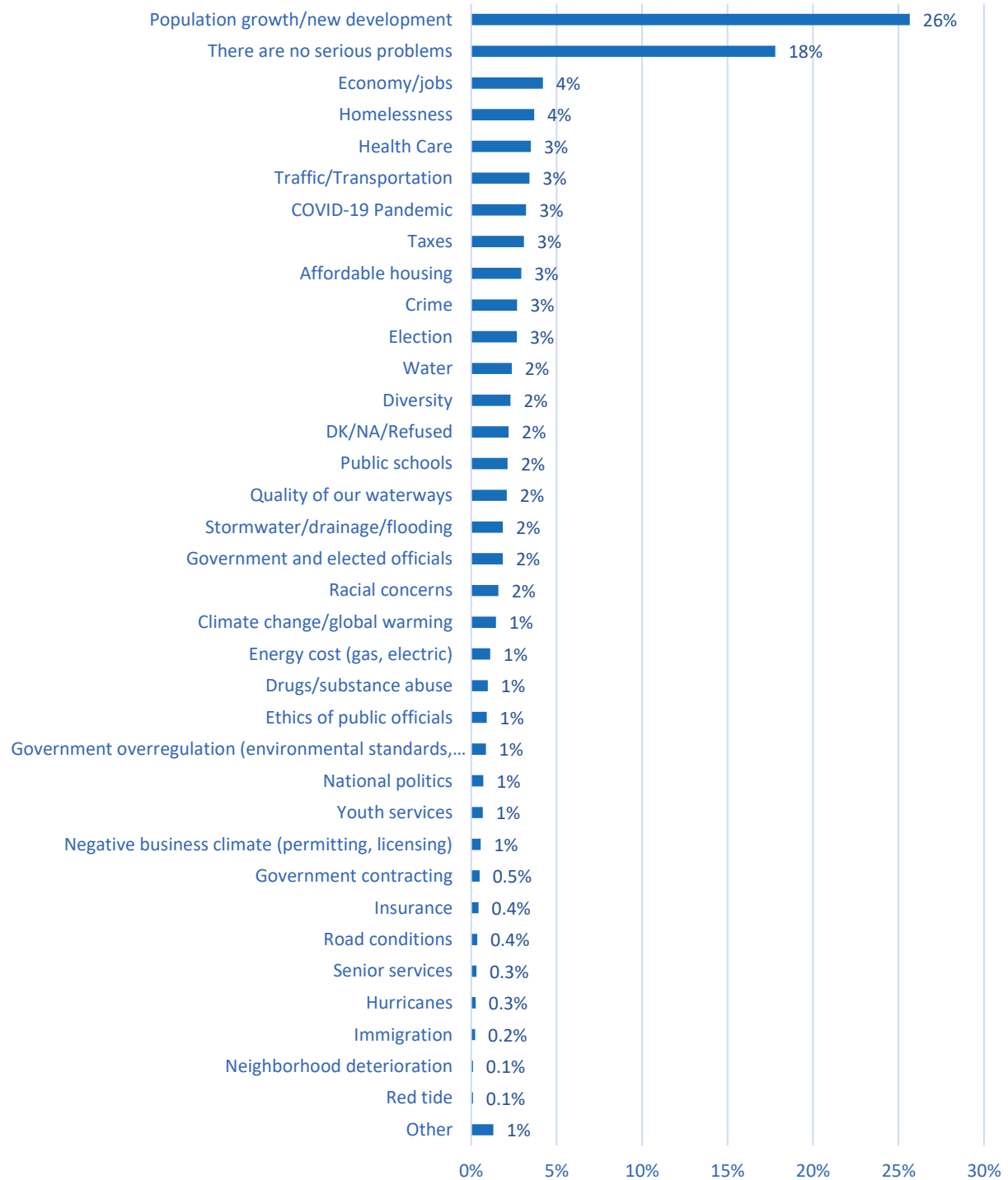
Respondents are asked to name what they believe is the most important issue currently facing Sarasota County. More than one in four (26%) cite population growth/new development, followed by no serious problems (18%), the economy/jobs (4%), and homelessness (4%). The graph on the next page breaks out all of the responses. Those that indicated “other” are miscellaneous responses that did not fit into the other categories, such as golf cart paths off of the road, city issues, and destruction of habitations; look to Appendix E for a full list of verbatim responses.

For those that stated traffic or transportation (3%) as the most important issue, they were asked if there is a certain area or street where the traffic is bad. Respondents cite items seen bulleted below, with a full list also available in Appendix E.

- Too many people on the roads
- Highway 41
- I-75
- Downtown
- The traffic is bad everywhere
- Traffic during peak winter months/seasonal traffic
- Longboat Key area, the gate gets backed up so much
- University area
- Beaches could be better
- Bridge to Siesta Key and downtown
- On Highway 41, seasonal traffic gets worse every year
- Drivers, speeding
- The lack of roads
- Public transportation
- We have no North to South roads. No good infrastructure.

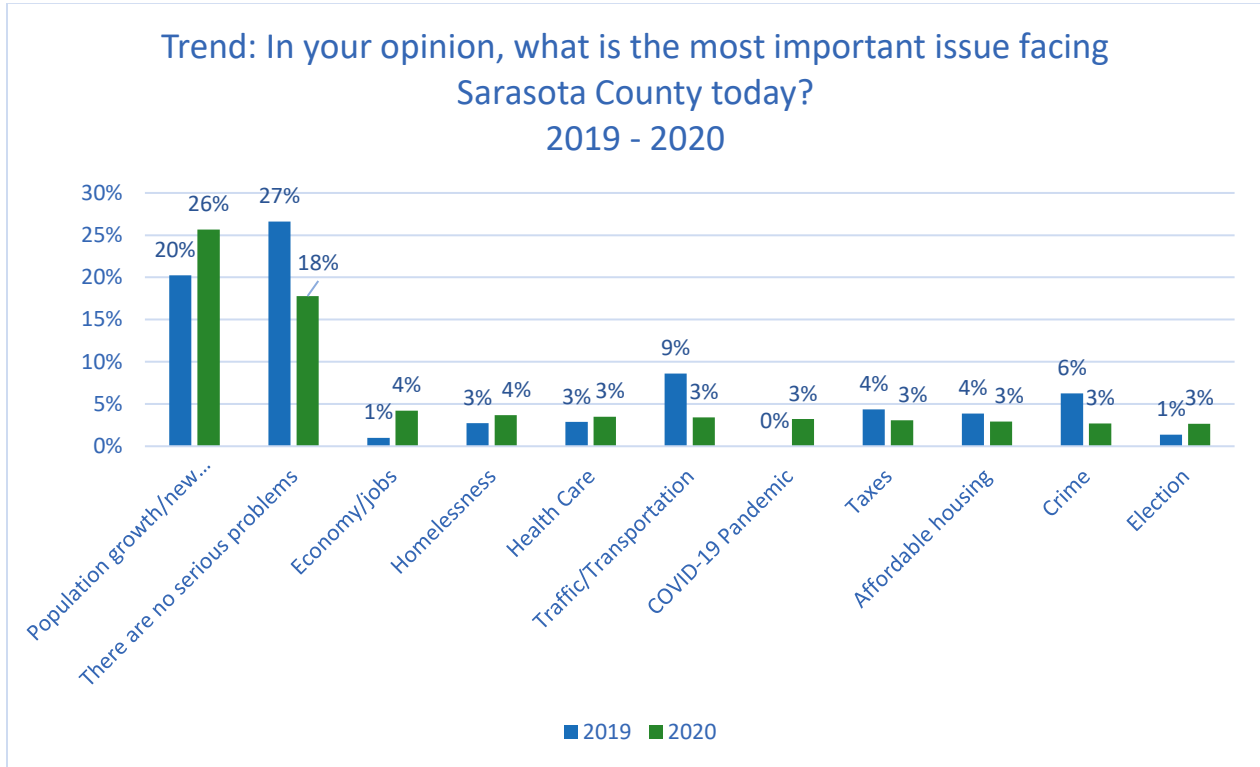


## In your opinion, what is the most important issue facing Sarasota County today?



Source: Telephone survey of random sample of 1,250 Sarasota County adults 18 and older, conducted September 6 – October 20, 2020 by HCP Associates, Inc., margin of error  $\pm 2.77\%$ .

Trending the most frequently named issues in 2019 and 2020, the topics are relatively similar. There is a significant increase (+30%) in those citing “population growth/new development” as the largest issue, and those stating there are no problems have significantly decreased by 33%. Those who have said traffic is the most important issue have significantly decreased by 67%, which may be attributed to COVID-19.



Source: Sarasota County Citizen Opinion Survey

Across five years of trending the top three most important issues, 2019 was an anomaly, with the most important issue being none. The sentiment stating there isn't a most important issue remains prevalent but is typically cited in second place. With COVID-19 and turbulence in the workforce, it is not surprising that economy/jobs re-entered the top three most important issues since 2016.

Trend: In your opinion, what is the most important issue facing Sarasota County today?					
Top 3 Important Issues					
2016 - 2020					
	2016	2017	2018	2019	2020
1	Population growth/new development (28%)	Population growth/new development (23%)	Population growth/new development (24)	There are no serious problems (27%)	Population growth/new development (26%)
2	There are no serious problems (13%)	There are no serious problems (15%)	There are no serious problems (19%)	Population growth/New development (20%)	There are no serious problems (18%)
3	Economy/Jobs (7%)	Taxes (8%)	Crime (10%)	Traffic/Transportation (9%)	Economy/jobs (4%)

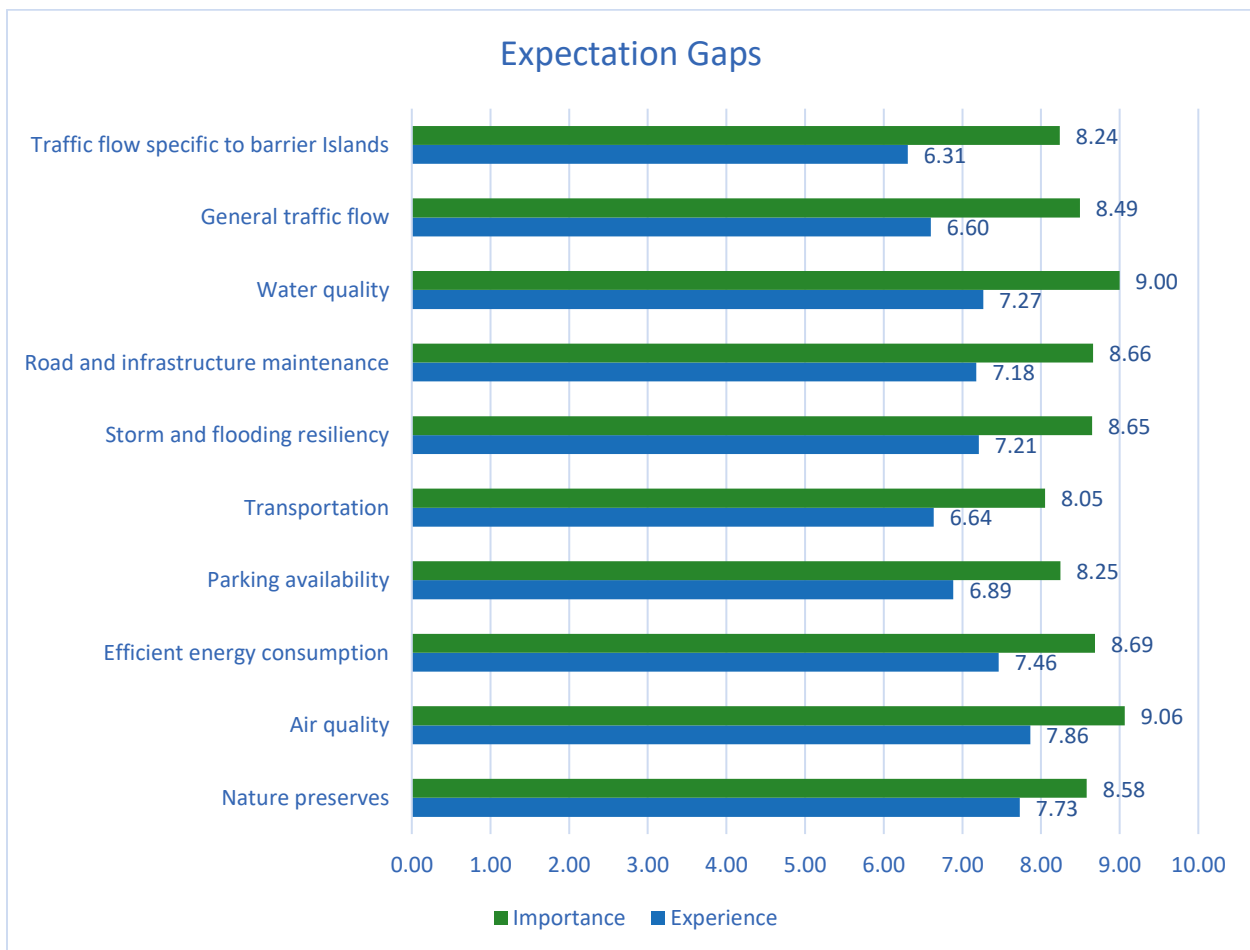
Source: Sarasota County Citizen Opinion Survey

## Expectation Gaps

Expectation gaps were introduced to the survey in 2018. The expectation gap is derived from the following two questions, where ten community characteristics, relating to the rotating question topics of the environment, transportation, and infrastructure, are individually asked:

- Using a scale of 1 to 10, with one being least important and ten being most important, how important is it that your community possesses community characteristics
- Using a scale of 1 to 10, where one represents completely unsatisfied, and ten represents extremely satisfied. In your personal experience, what is your experience with community characteristics

There is the average importance, representing an ideal rating respondents have in their mind about the community characteristic, which is then compared to their average experience rating for the same characteristic. The graph below displays the average importance in green and the average experience in blue and is sorted from the largest expectation gap to the smallest gap. Community characteristics related to traffic have the largest gap. Environmental factors such as nature preserves and air quality have the smallest gap. The larger the gap, the more residents find ideal characteristics out of line with reality.



Source: Telephone survey of random sample of 1,250 Sarasota County adults 18 and older, conducted September 6 – October 20, 2020 by HCP Associates, Inc., margin of error  $\pm 2.77\%$ .

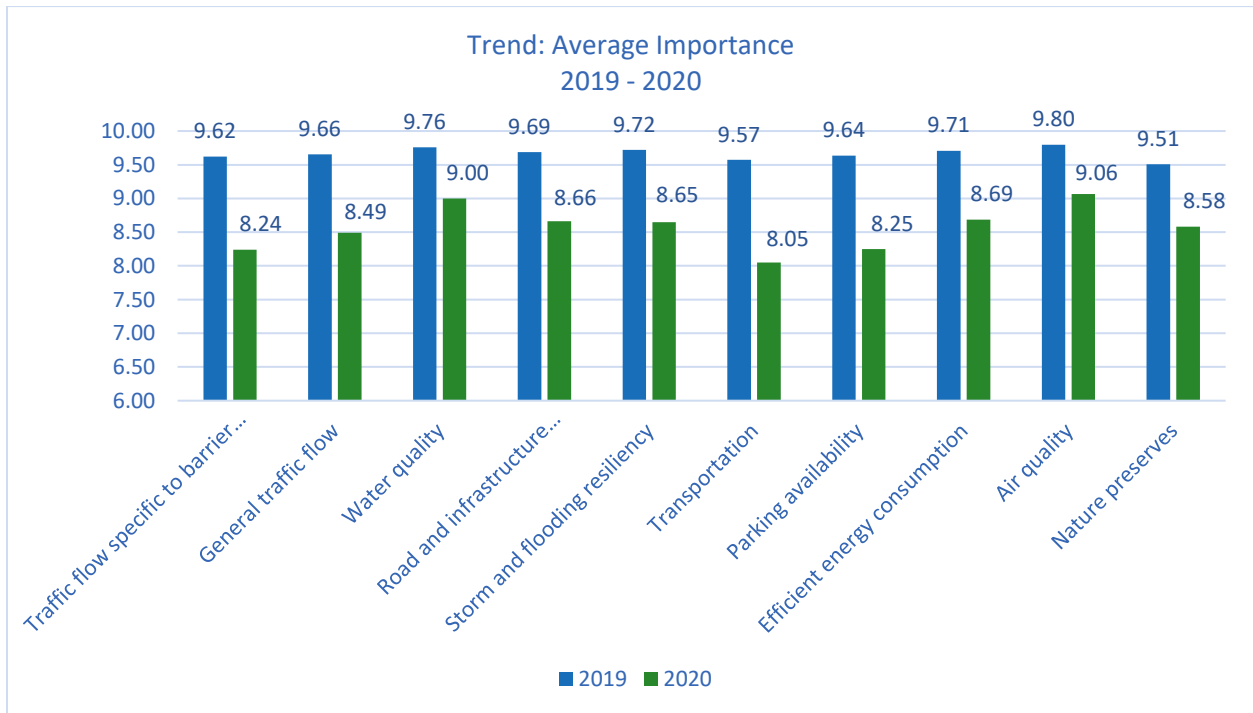
The graph on the previous page visually shows the gap by comparing the importance of the experience, and the chart below explicitly calculates the gap or the difference between the two ratings. Trending the gaps to the prior year, traffic-related categories remain as the largest expectation gaps. The 2020 expectation gaps are lower in general compared to 2019 gaps.

Community Characteristic	2019 Gap	2020 Gap
Traffic flow specific to barrier Islands	3.04	1.93
General traffic flow	3.03	1.90
Water quality	1.82	1.73
Road and infrastructure maintenance	2.25	1.48
Storm and flooding resiliency	2.32	1.44
Transportation	2.23	1.41
Parking availability	2.50	1.36
Efficient energy consumption	1.91	1.22
Air quality	1.68	1.20
Nature preserves	0.94	0.85

Source: Sarasota County Citizen Opinion Survey

The average importance is lower across the board for all community characteristics in 2020 than 2019, while personal experience remains in line with the 2019 ratings. The decrease in importance is what explains the overall decrease in expectation gaps.

There is the largest decrease in the importance of transportation, which may be attributed to COVID-19. Given that this is the first year in which a decrease in importance for all community characteristics is observed, it is too soon to determine whether the shift is temporary.

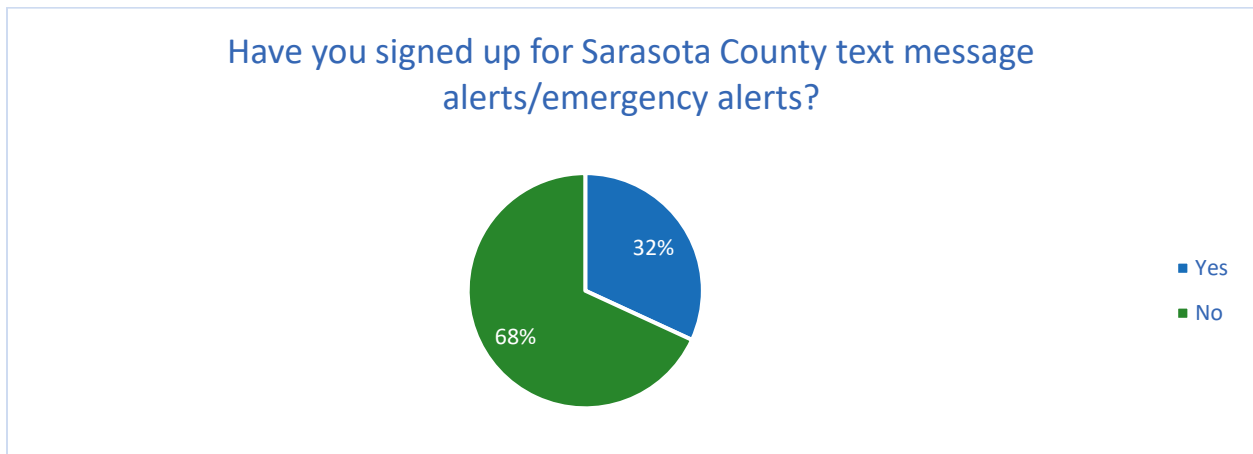


Source: Sarasota County Citizen Opinion Survey

## COVID-19

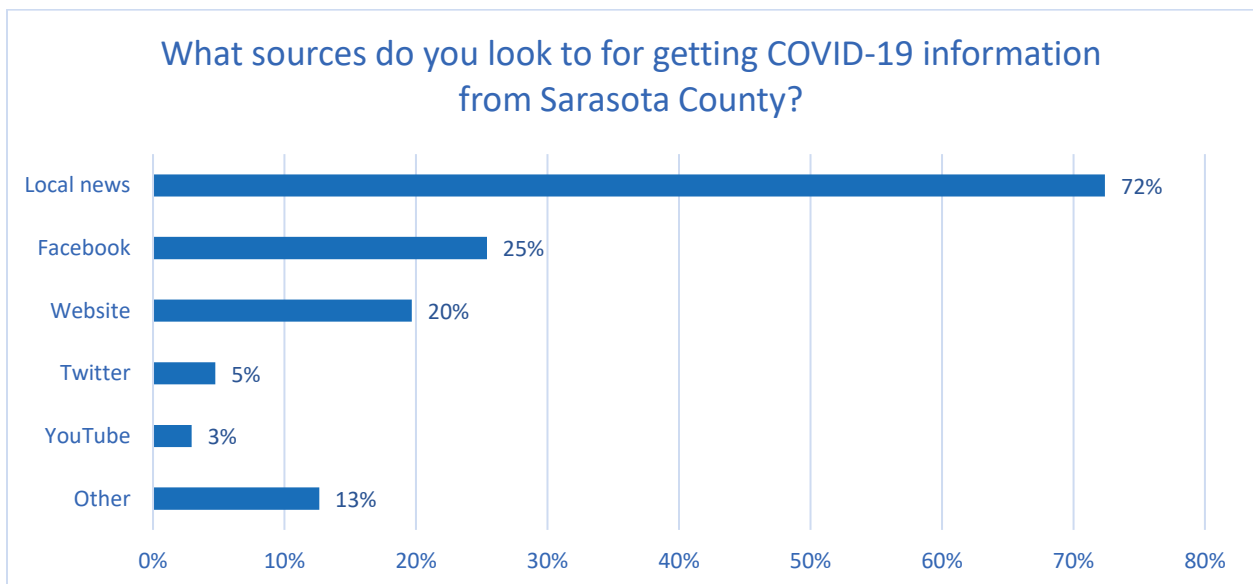
The first topic of specialty questions featured in the 2020 survey relates to the novel coronavirus or COVID-19 pandemic. The purpose of COVID-19 questions was to capture sentiments and anticipated behaviors related to the pandemic.

Information is crucial for residents at this time. Respondents were asked if they have enrolled in getting text message alerts or emergency alerts from the county. The majority (68%) have not, while about one-third (32%) have signed up.



Source: Telephone survey of random sample of 1,250 Sarasota County adults 18 and older, conducted September 6 – October 20, 2020 by HCP Associates, Inc., margin of error  $\pm 2.77\%$ .

Another question asks residents what sources they look to get information about COVID-19 from the county. Overwhelmingly, residents utilize local news (72%), followed by Facebook (25%), and the county website (20%). The 13% stating “other” reference looking to national sources, family or friends, and the newspaper for information; all responses can be found in Appendix E.

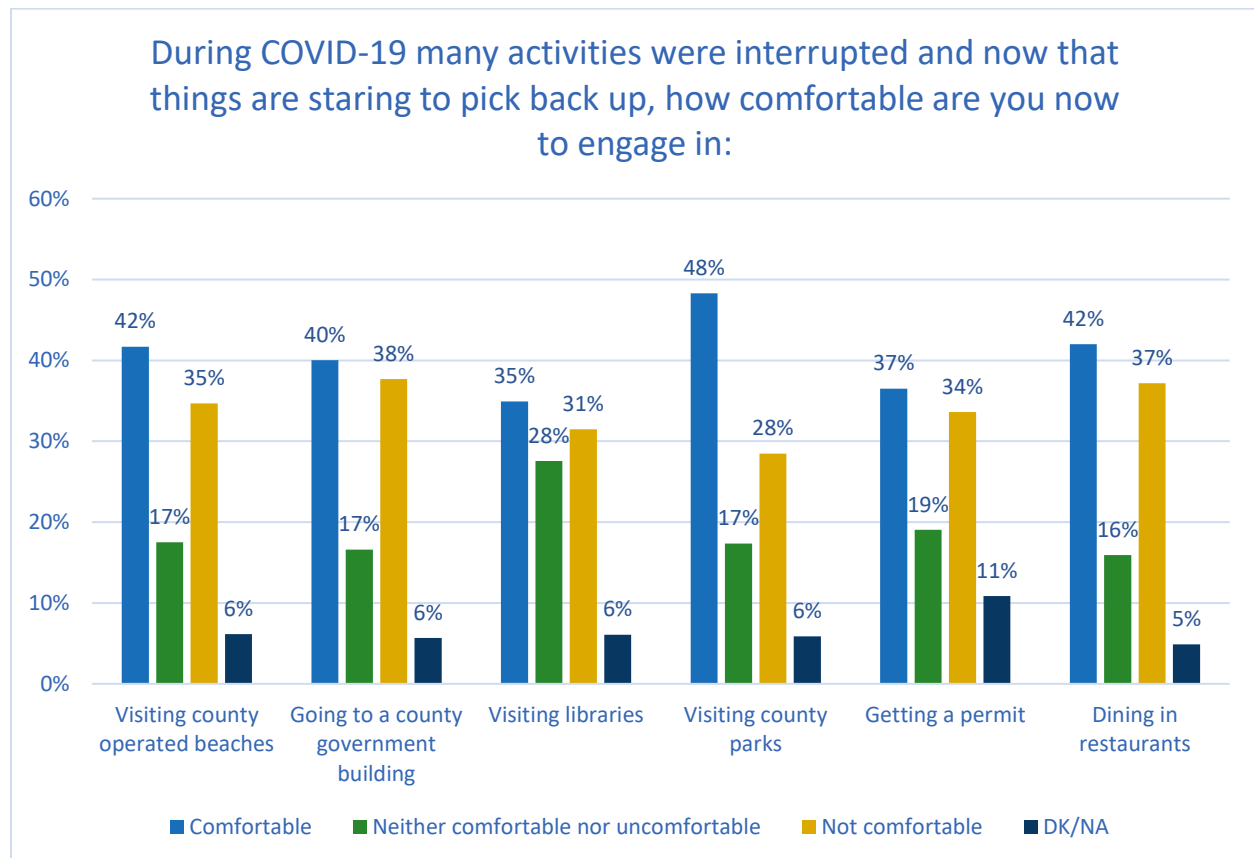


Source: Telephone survey of random sample of 1,250 Sarasota County adults 18 and older, conducted September 6 – October 20, 2020 by HCP Associates, Inc., margin of error  $\pm 2.77\%$ .

It is important to keep in mind that the survey results with COVID-19 reflect the time in which the survey was in the field, which was September and October. Respondents were asked to rate how comfortable they are to engage in six different activities: visiting county-operated beaches, going to a county government building, visiting libraries, visiting county parks, getting a permit, and dining in restaurants.

Respondents feel most comfortable engaging in outdoor activities such as visiting county parks (48%) and visiting county-operated beaches (42%). A consistent portion of the population remains unsure if they are comfortable or not, which is represented in the green bar for all six activities. A small but consistent portion of the respondent base did not provide a response, represented in the dark blue bar.

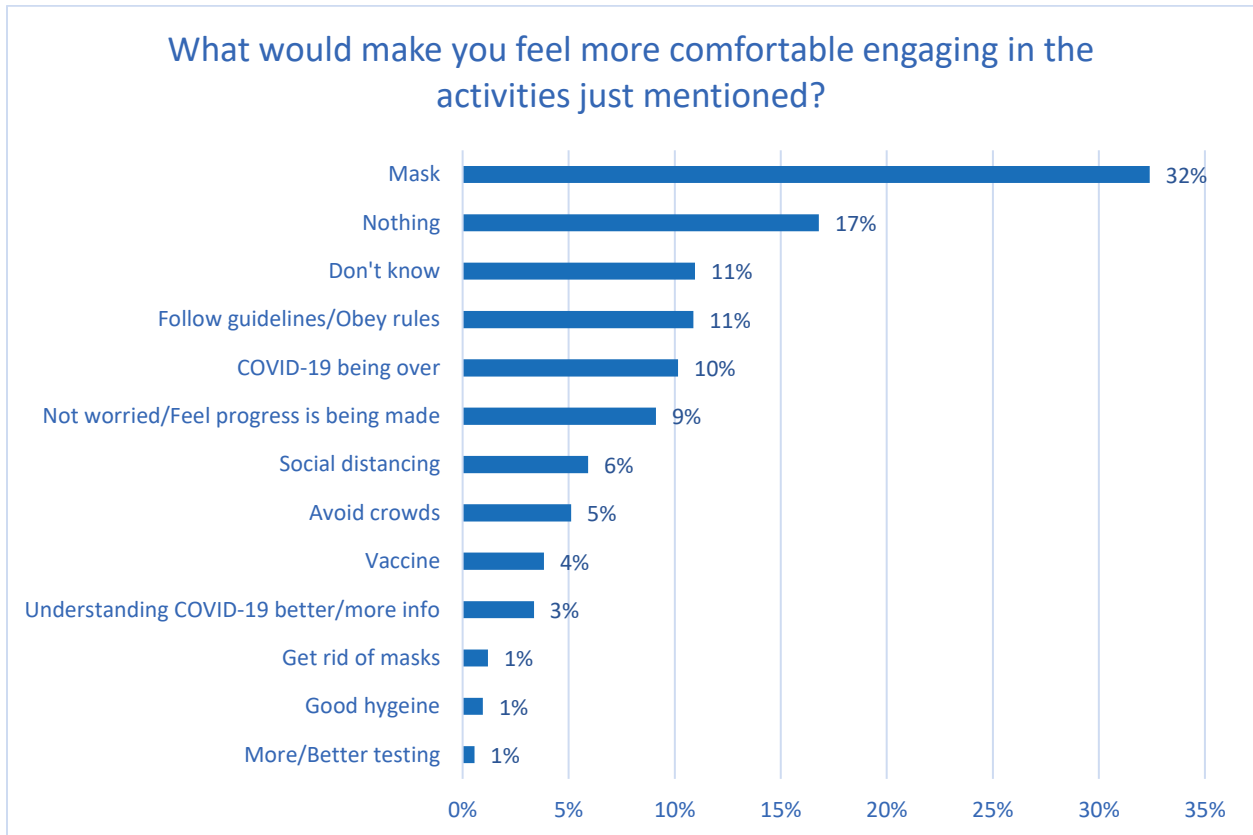
Another calculation used to further make sense of the graph below is what we call the comfort gap. This measurement is the difference between those comfortable and not comfortable engaging in the activities. The comfort gap for those willing to engage in visiting county parks is 20%, meaning there are more people comfortable than not; however, each activity's gaps vary. The comfort gap for those visiting county-operated beaches is 7%, and dining in restaurants' comfort gap is 5%. The comfort gap is 3% for visiting libraries and getting a permit, and the lowest comfort gap is with going to a county government building (2%).



Source: Telephone survey of random sample of 1,250 Sarasota County adults 18 and older, conducted September 6 – October 20, 2020 by HCP Associates, Inc., margin of error ± 2.77%.

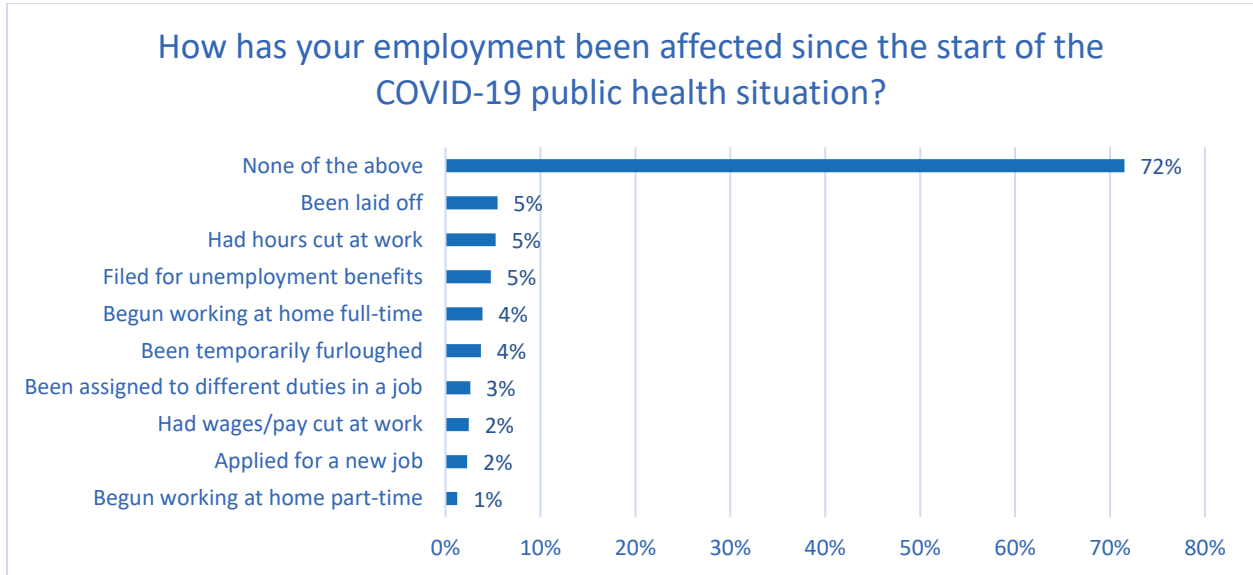
A follow-up, open-ended question asked residents what would make them feel more comfortable to engage in the six aforementioned activities. Responses were coded into the categories in the graph below. All verbatim responses can be found in Appendix E. It is important to note that the question this builds from asks residents about current comfort. The follow-up responses below speak primarily to the short-term, as opposed to a small number of responses that mention longer-term events (e.g., COVID-19 being over, vaccines).

The most common response was mask usage (32%), followed by a close percentage saying nothing would make them more comfortable (17%), or I don't know (11%).



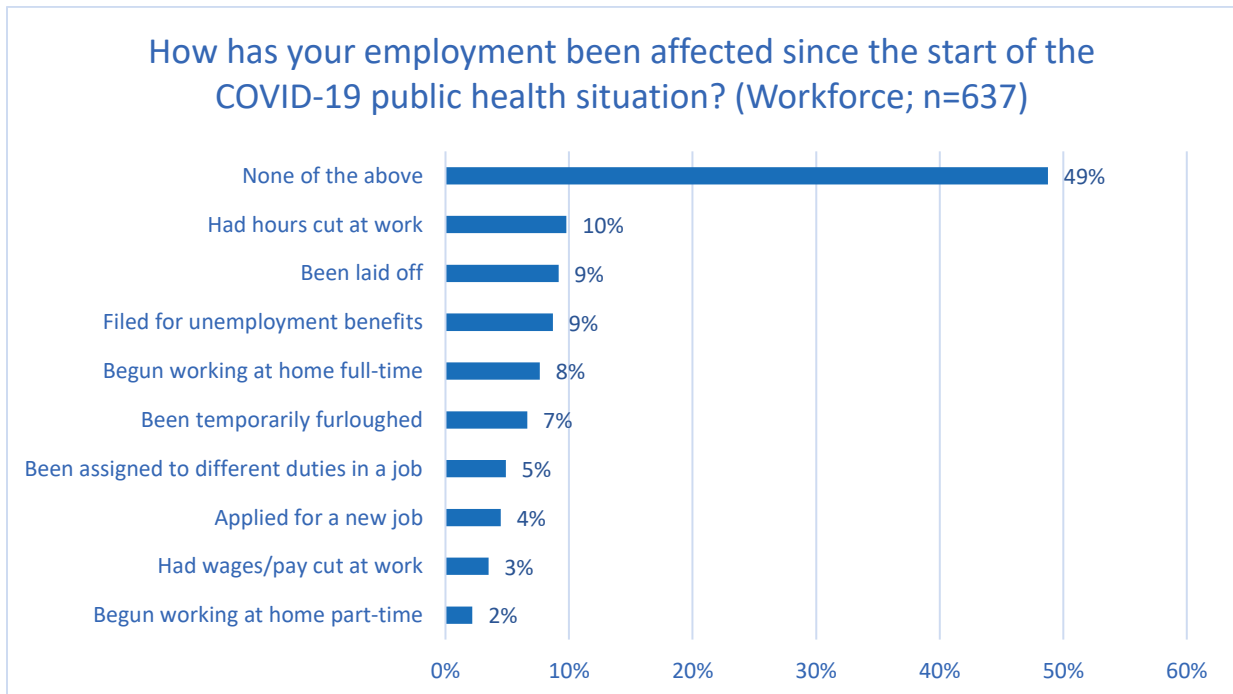
Source: Telephone survey of random sample of 1,250 Sarasota County adults 18 and older, conducted September 6 – October 20, 2020 by HCP Associates, Inc., margin of error  $\pm 2.77\%$ .

Respondents were then asked about how their employment was affected since the pandemic began. More than seven in ten (72%) reported that they had not experienced any employment effects since COVID-19 began. Since a large population in Sarasota County is retired, the next graphs take a deeper look into only those in the workforce.



Source: Telephone survey of random sample of 1,250 Sarasota County adults 18 and older, conducted September 6 – October 20, 2020 by HCP Associates, Inc., margin of error  $\pm 2.77\%$ .

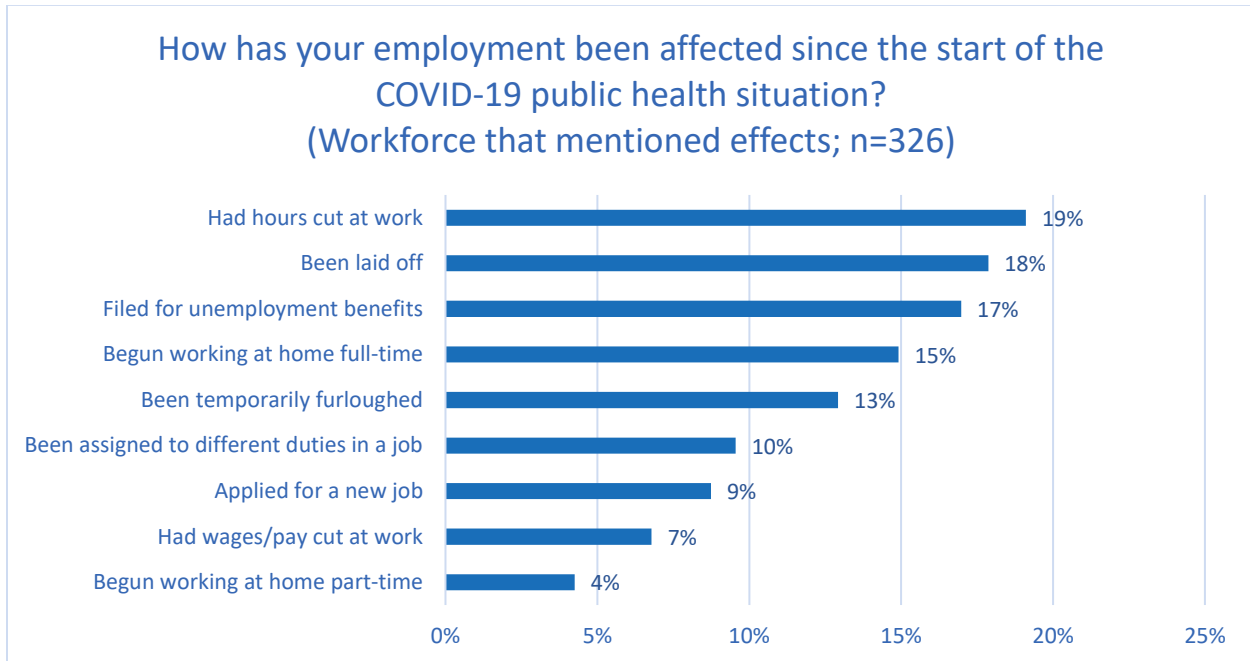
The graph below represents those in the workforce, and almost half (49%) have not experienced effects on their job because of the pandemic, while the remaining 51% have felt some effect.



Source: Telephone survey of random sample of 1,250 Sarasota County adults 18 and older, conducted September 6 – October 20, 2020 by HCP Associates, Inc., margin of error  $\pm 2.77\%$ .

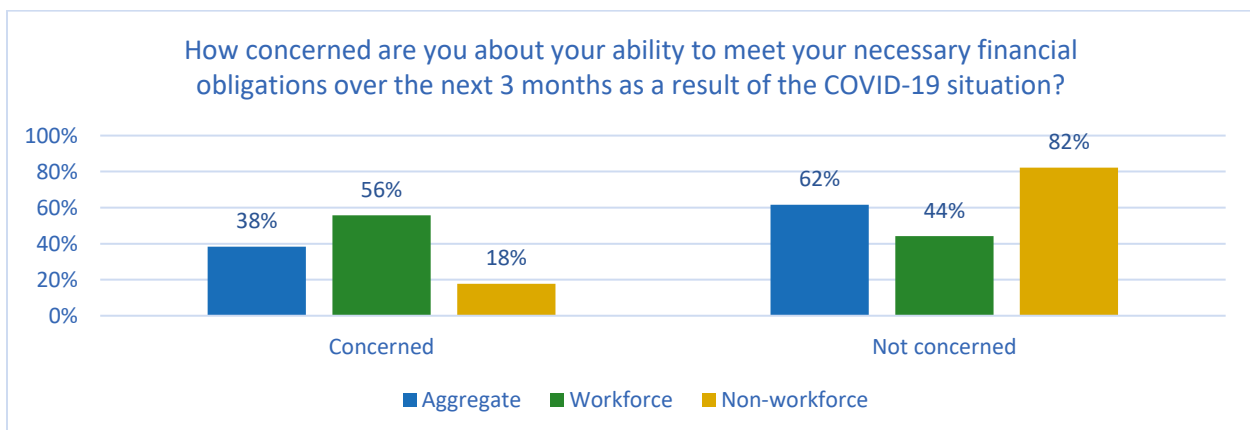


This final graph breaks out the remaining 51% of the workforce that has felt effects on their employment because of COVID-19. The most common item affecting those in the workforce is having their hours cut (19%), followed by being laid off (18%), filed for unemployment benefits (17%), and began to work at home full-time (15%).



Source: Telephone survey of random sample of 1,250 Sarasota County adults 18 and older, conducted September 6 – October 20, 2020 by HCP Associates, Inc., margin of error ± 2.77%.

As the pandemic has many effects, respondents also were asked about their finances. Roughly three in five (62%) reported they were not concerned with their ability to meet necessary financial obligations over the next three months. It is apparent that those in the workforce are experiencing different effects compared to those not in the workforce, however. In addition to the aggregated percentage, the graph below compares respondents in the workforce against those not in the workforce. Those in the workforce are more concerned (56%) than both the aggregate (38%) and those not in the workforce (18%) about meeting their financial obligations.



Source: Telephone survey of random sample of 1,250 Sarasota County adults 18 and older, conducted September 6 – October 20, 2020 by HCP Associates, Inc., margin of error ± 2.77%.

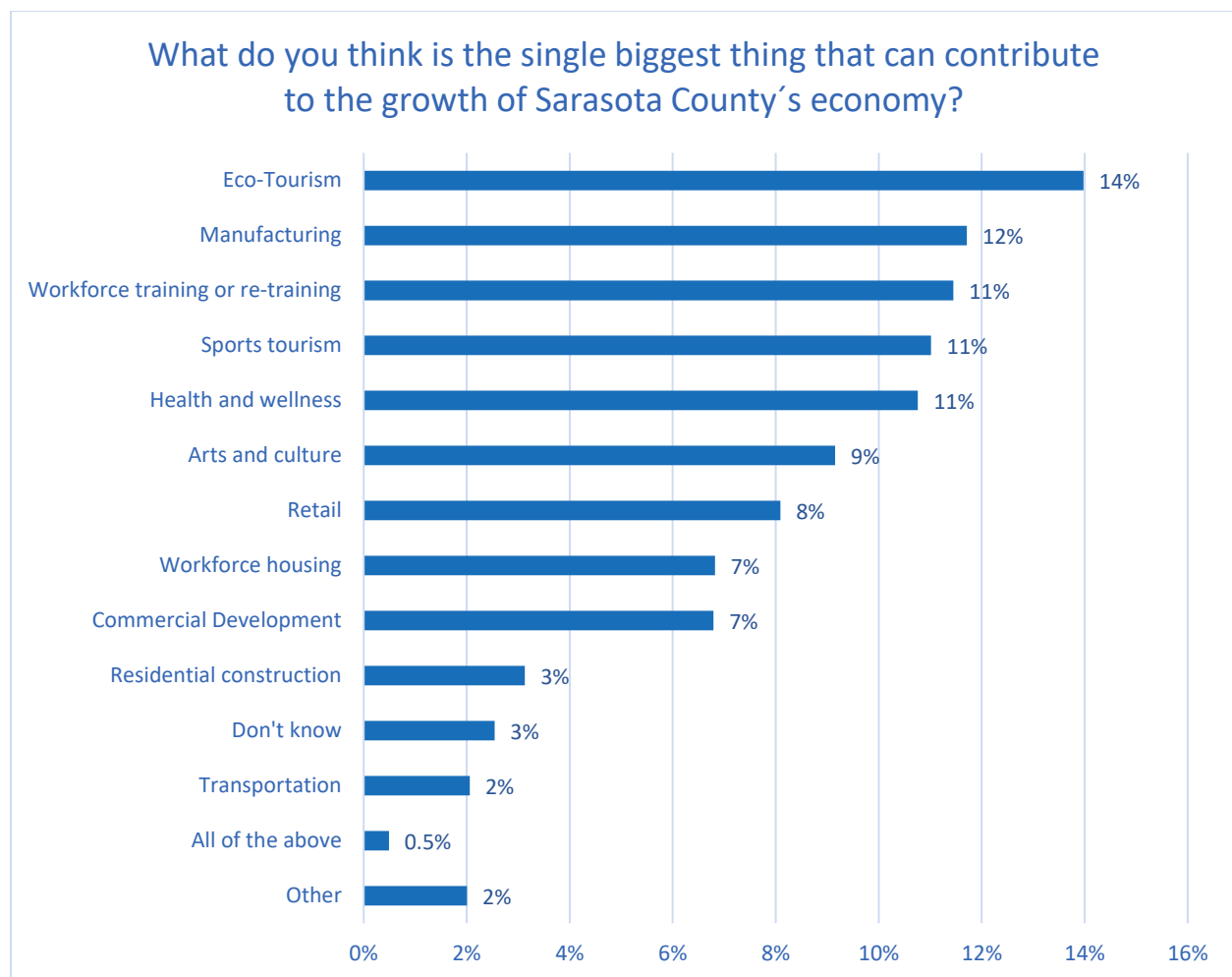
## Opportunities

The third and final theme takes a deeper look into the opportunities and possibilities residents see in Sarasota County.

### County Spending

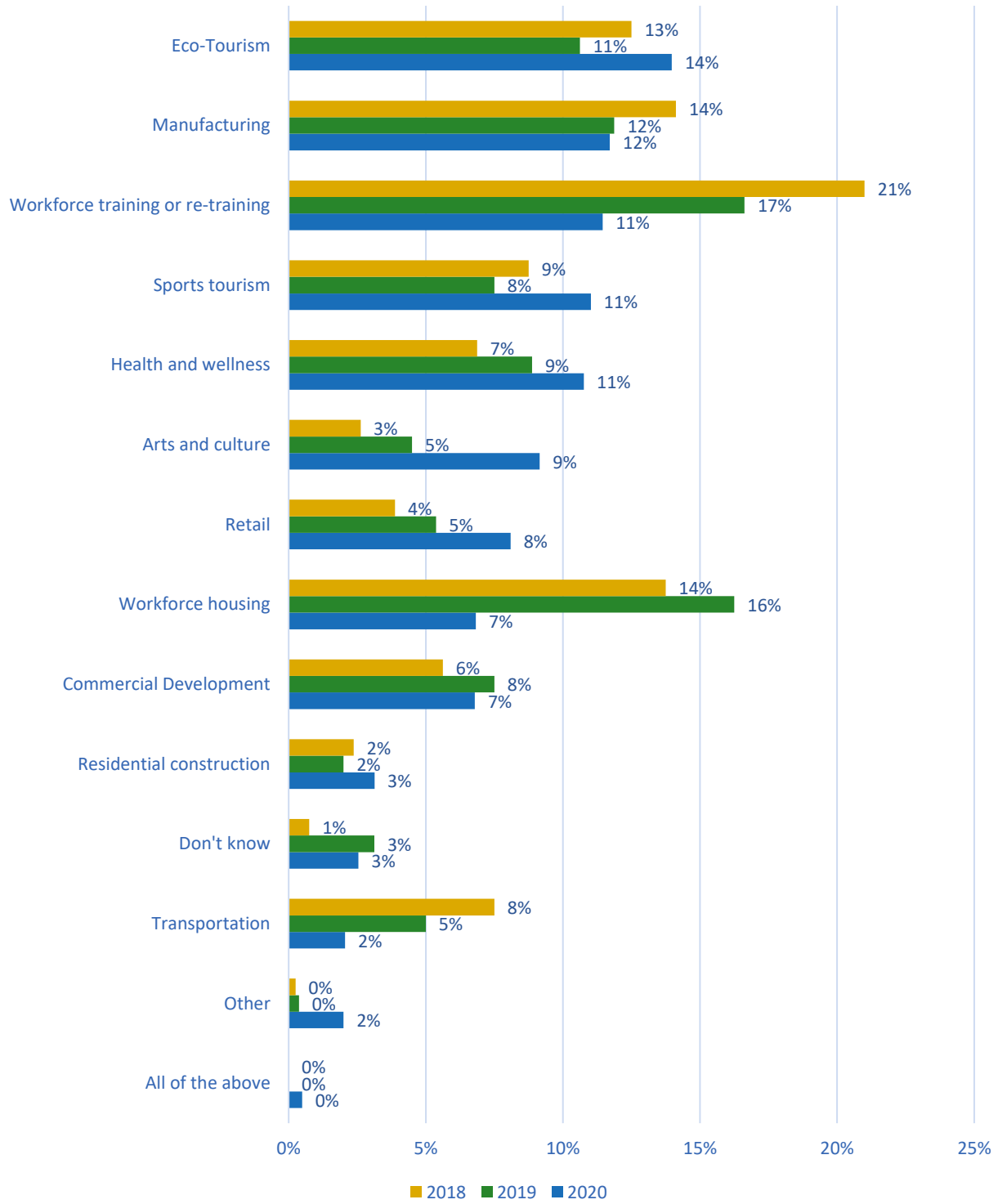
Eco-tourism (14%) was named the single biggest item that can contribute to Sarasota County's economic growth. The responses for "other" can be found in Appendix E.

The graph on the following page shows a three-year trend for what residents believe will help grow the county's economy. Those naming eco-tourism reached similar response levels from 2018, while manufacturing (12%) remained in-line with the year prior. Respondents citing workforce training or re-training (11%) to grow the economy has significantly decreased (-48%) since 2018.



Source: Telephone survey of random sample of 1,250 Sarasota County adults 18 and older, conducted September 6 – October 20, 2020 by HCP Associates, Inc., margin of error  $\pm 2.77\%$ .

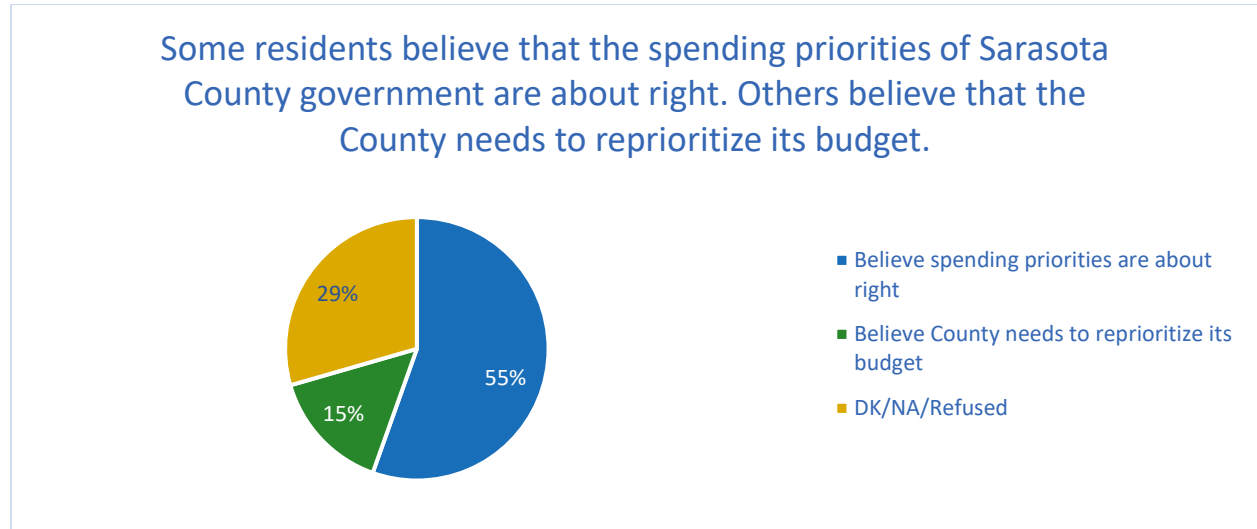
Trend: What do you think is the single biggest thing that can contribute to the growth of Sarasota County's economy?  
2018 - 2020



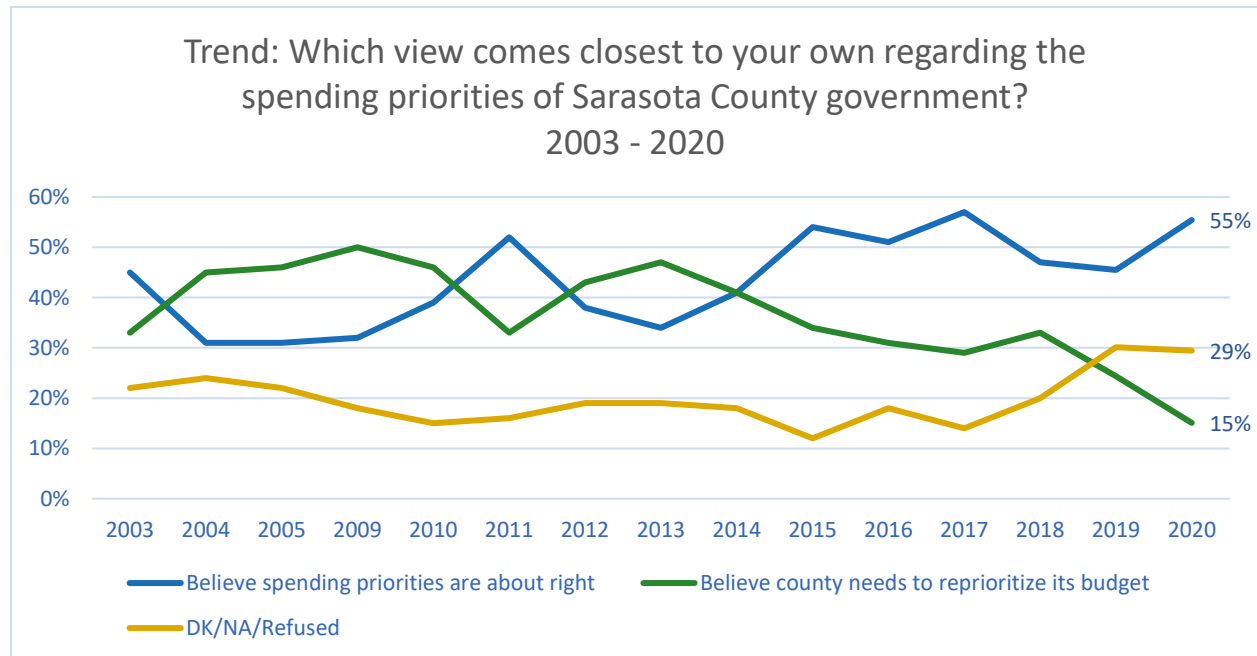
Source: Sarasota County Citizen Opinion Survey

Residents also were asked about the county’s spending priorities. As the pie chart below indicates, more than half (55%) believe the county’s spending priorities are about right. Almost one-third (29%) do not know, and the remaining 15% believe the county should reprioritize its budget.

The line graph below displays the trending data for this question. Those who believe spending priorities are about right have increased, and 55% is the second-highest percentage for that response category in the 17 years of trending data. Those saying the budget needs to be reprioritized have fallen 38% since 2019. The growing percentage of residents unsure about the budget remains an opportunity for continued public engagement efforts on spending priorities.

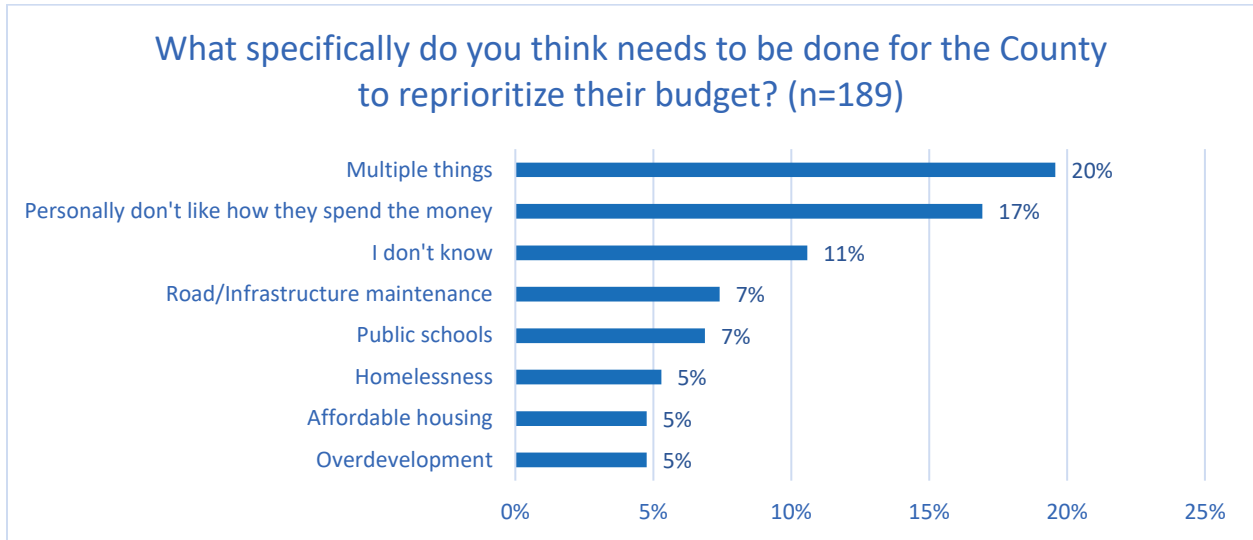


Source: Telephone survey of random sample of 1,250 Sarasota County adults 18 and older, conducted September 6 – October 20, 2020 by HCP Associates, Inc., margin of error ± 2.77%.



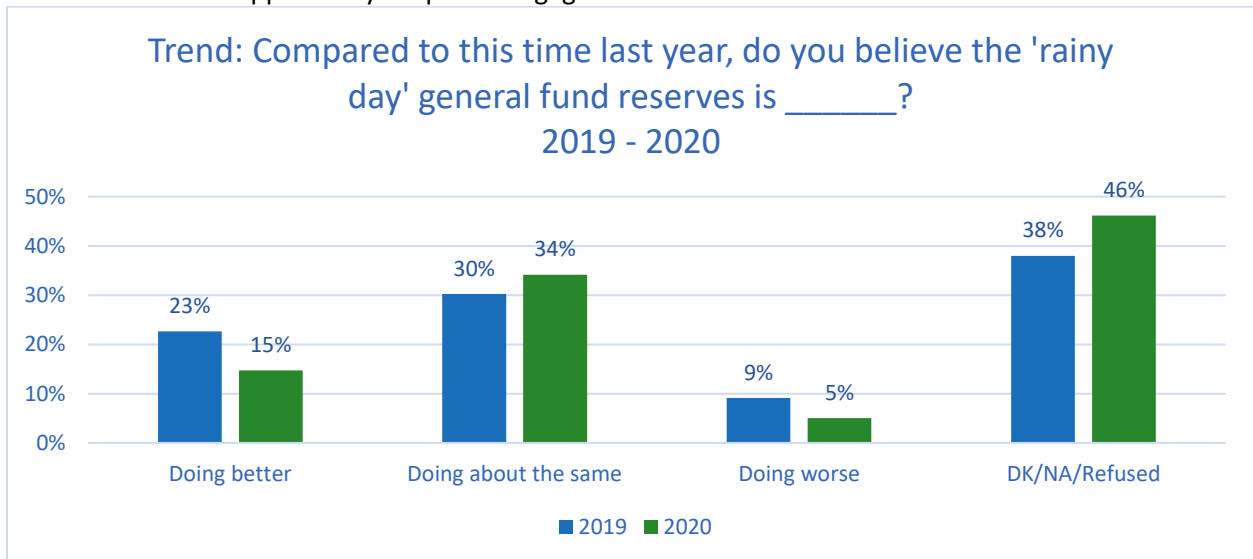
Source: Sarasota County Citizen Opinion Survey

For the 15% of respondents that believe the county needs to reprioritize its budget, they were asked in an open-ended question what specifically they think needs to be done. The responses were coded into the categories in the graph below, and verbatim comments can be found in Appendix E. Responses indicate a lack of consensus or actionable feedback on how the county can reprioritize the budget. Almost half of the responses were residents citing multiple things that they believe should be done (20%), general disagreement with how the county spends money (17%), or they don't know (11%).



Source: Telephone survey of random sample of 1,250 Sarasota County adults 18 and older, conducted September 6 – October 20, 2020 by HCP Associates, Inc., margin of error  $\pm 2.77\%$ .

Another question pertaining to county spending asks residents how they believe the general “rainy day” fund reserves are doing compared to the same time last year. There was a drop in the recollection of the status of the fund reserves. Those believing it is doing better saw a significant decrease of 35%, while those who believed it to be worse decreased, but not significantly. The significant increase (21%) in those unsure remains an opportunity for public engagement.



Source: Sarasota County Citizen Opinion Survey

The final spending question asked respondents to rate on a scale from 1 to 10 how important it is for resources to be allocated to certain items in the county. This year topics from the rotating set of questions were featured in this question and trended since 2018 in the table below. The most important topic for additional resources to be allocated to is tied at an 8.00/10 for public transportation/congestion and water and drainage.

Overall, the mean score per topic in 2020 is higher than the scores in 2018. In most instances, the average means in 2020 are lower than the 2019 averages, except beaches and parks/preserves, which have proved to be important to the community, especially in the pandemic.

**Please tell me how important it is for the County Government to allocate resources to \_?**

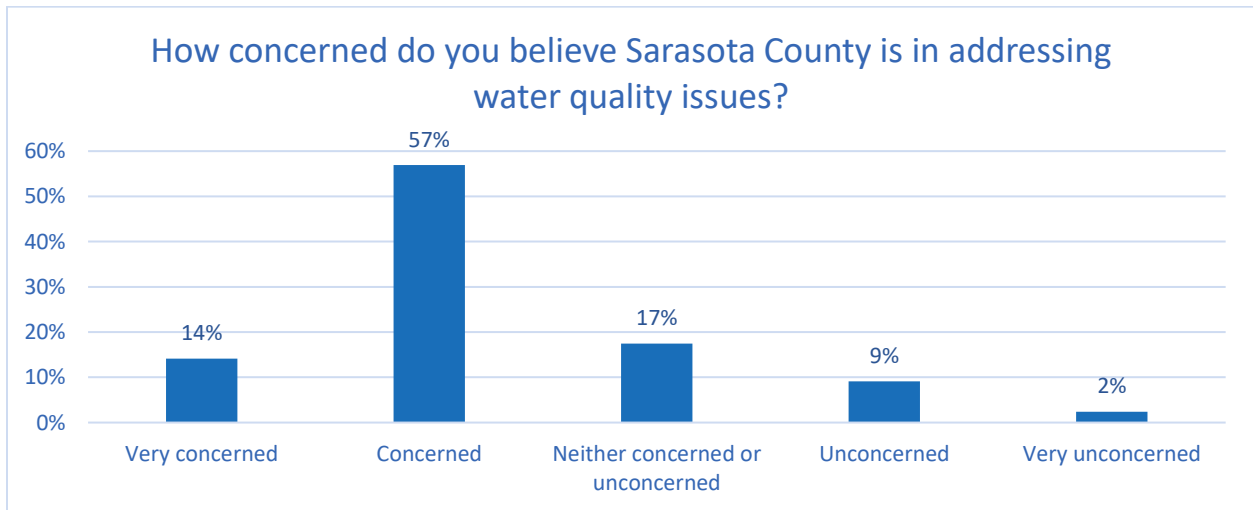
	2018	2019	2020
Public transportation/Traffic Congestion	7.51	8.50	8.00
Water and drainage	7.14	8.10	8.00
Existing Infrastructure	7.64	8.30	7.80
Road resurfacing	7.27	7.90	7.68
Beaches	6.08	6.30	7.62
Parks and preserves	5.56	6.00	7.28

Source: Sarasota County Citizen Opinion Survey

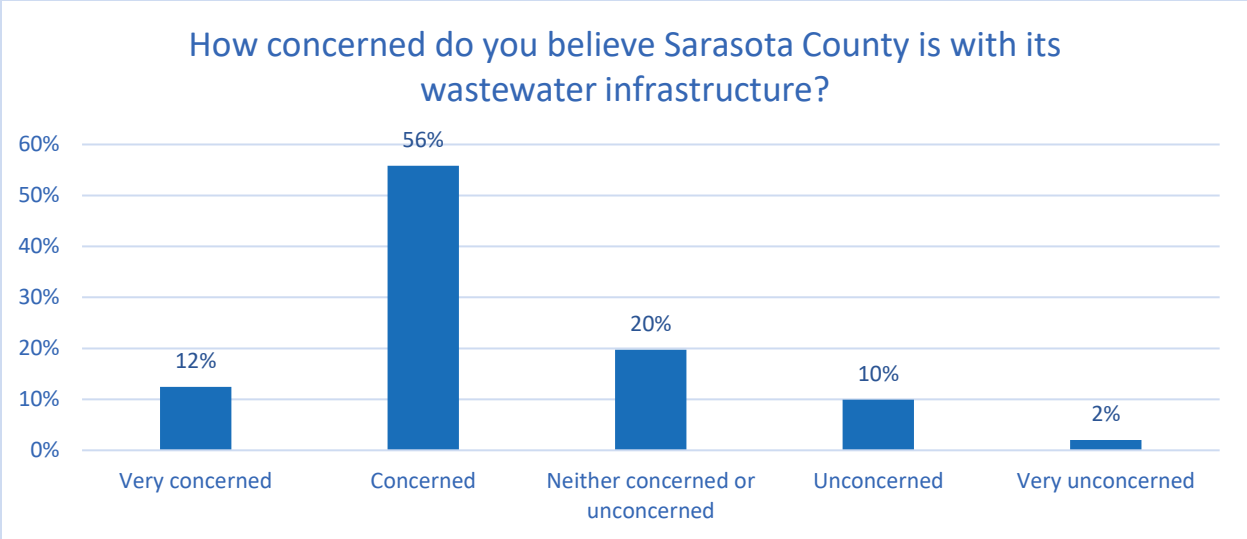
**Water Quality**

The second set of specialty questions focuses on water quality, including gauging resident awareness levels and understanding of the topic.

More than two-thirds believe the county is concerned about addressing water quality issues (71%) and its wastewater infrastructure (68%). Almost one in five reports that the county is neither concerned or unconcerned (17% for concern in addressing water quality issues and 20% for concern with wastewater infrastructure). The remainder, about one in ten, say the county is unconcerned with water quality (11%) and wastewater infrastructure (12%).

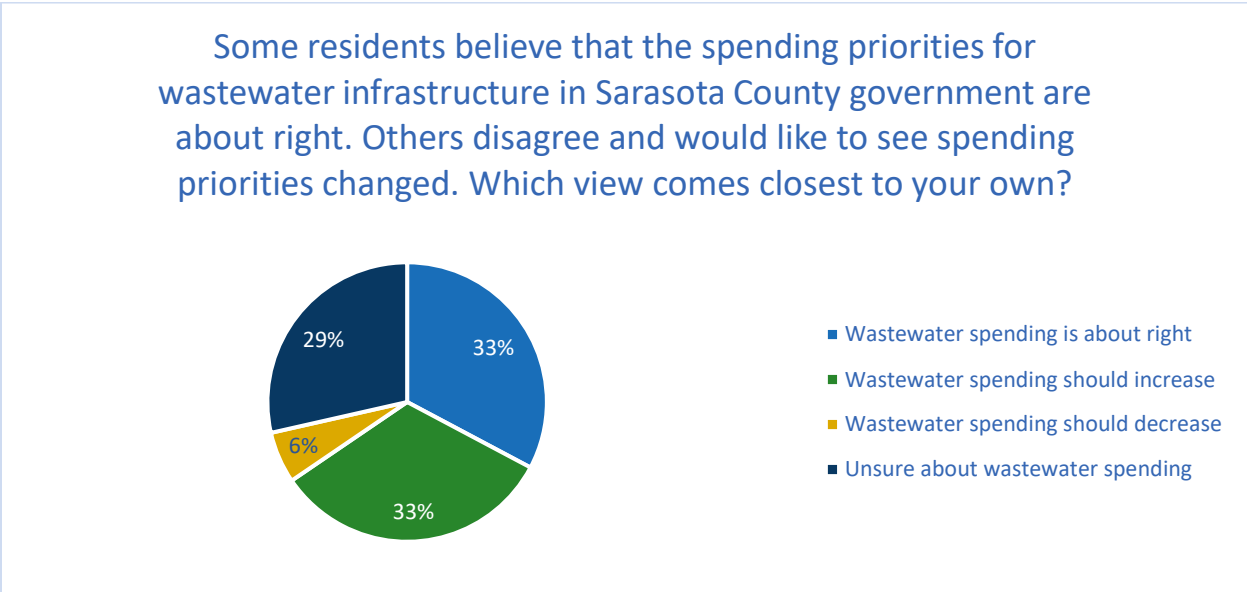


Source: Telephone survey of random sample of 1,250 Sarasota County adults 18 and older, conducted September 6 – October 20, 2020 by HCP Associates, Inc., margin of error ± 2.77%.



Source: Telephone survey of random sample of 1,250 Sarasota County adults 18 and older, conducted September 6 – October 20, 2020 by HCP Associates, Inc., margin of error ± 2.77%.

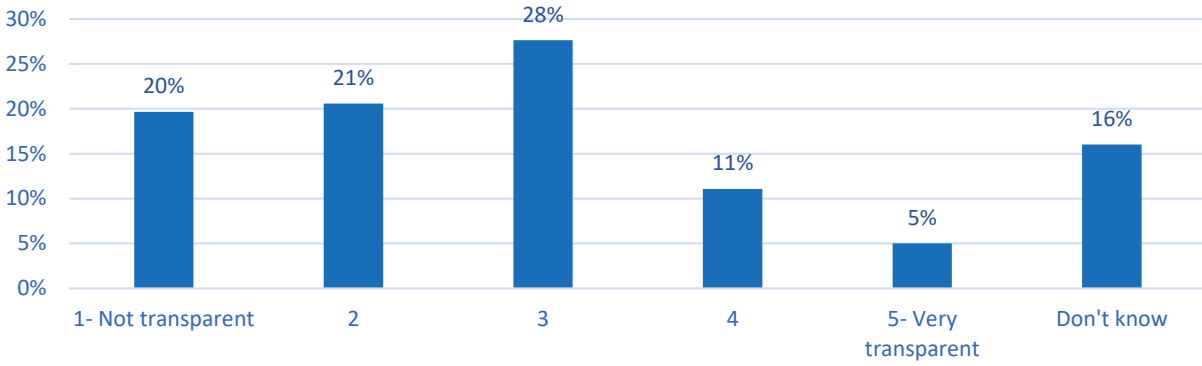
Similar to the county’s budget and funds, residents were asked about their understanding of the county’s spending priorities for wastewater infrastructure. The responses are evenly split, with one-third (33%) thinking wastewater spending is about right and one-third (33%) thinking wastewater spending should increase. The remaining one-third consists of a small portion (6%) that believes spending should decrease for wastewater infrastructure, and 29% being unsure, which is another opportunity for public engagement on local efforts.



Source: Telephone survey of random sample of 1,250 Sarasota County adults 18 and older, conducted September 6 – October 20, 2020 by HCP Associates, Inc., margin of error ± 2.77%.

On a five-point scale, respondents were asked to rate how well they believe the county does in informing the public on wastewater spillage. The average response was 2.5, indicating general ambivalence about the county’s efforts.

Rate how well you believe Sarasota County is with informing the public on wastewater spillage where 1 is not transparent, and 5 is very transparent?



Source: Telephone survey of random sample of 1,250 Sarasota County adults 18 and older, conducted September 6 – October 20, 2020 by HCP Associates, Inc., margin of error  $\pm 2.77\%$ .



## Conclusion

In a challenging year nationally and locally, Sarasota County residents continue to report wells of good feeling for the work of county government. Satisfaction, trust, and quality of life metrics are robust and remain at or above historical levels.

Residents continue to express concern regarding the secondary effects of Sarasota County's successes, including population growth and traffic. Moreover, the workforce is undergoing change and some turbulence due to COVID-19. Indeed, the emerging workforce-related gaps related to personal finances warrant continued monitoring as the county navigates the economic implications of a global pandemic.

Finally, even amidst the challenges of 2020, residents continue to have faith and support in local efforts—related to water quality and wastewater infrastructure, spending priorities, and county stewardship. Opportunities exist for engaging the public regarding the important work of local government at this moment.

## Citations

Keeter, S. (2015, May 13). From Telephone to the Web: The Challenge of Mode of Interview Effects in Public Opinion Polls. Retrieved from <https://www.pewresearch.org/methods/2015/05/13/from-telephone-to-the-web-the-challenge-of-mode-of-interview-effects-in-public-opinion-polls/>

Marlar, J. (2020, November 23). Why Phone and Web Survey Results Aren't the Same. Retrieved from <https://news.gallup.com/opinion/methodology/233291/why-phone-web-survey-results-aren.aspx>

Pew Research Center. (n.d.). Collecting Survey Data. Retrieved from <https://www.pewresearch.org/methods/u-s-survey-research/collecting-survey-data/>

Ritz, W. (2015, June 5). Non-Response Bias in Survey Sampling. Retrieved from <https://trcmarketresearch.com/whitepaper/non-response-bias-in-survey-sampling-complete/>

## Appendix A: Executive Summary

### I. Introduction

The 2020 Sarasota County Citizen Opinion Survey is the 29<sup>th</sup> citizen satisfaction survey conducted by the County. The annual survey provides county leaders with residents' sentiment on topics relating to services provided by the County, satisfaction with Sarasota County, perceptions about budgeting, and more. The reoccurring nature of the survey allows for the assessment of trends in citizen thinking over time.

This year, the partnership maintained their roles from 2019. Sarasota County provided direction for the project, weighed in on questionnaire design, and ultimately approved the final survey instrument. The John Scott Dailey Florida Institute of Government (FIOG) at the University of South Florida (USF) served as the project liaison to Sarasota County. A research team was created from USF's Department of Communication; Dr. Joshua Scacco collaborated with two current USF students, Eduardo Fox-Velazquez and Jack Smith, as well as HCP Associates (HCP) throughout the scope of the project. HCP oversaw the data collection, performed analysis, assembled reporting, and created presentation materials in close conjunction with the Department of Communication.

The survey questions can be categorized into six main topics or groupings, identified below.

#### About the Respondent

- If they live in a specific zip code within Sarasota County as a filtering question
- Length of residency in the County
- Whether respondents permanently reside or are part-year residents in Sarasota County
  - If Sarasota County is your permanent residence, any plans on relocating
  - If you are a seasonal resident, any plans to become a permanent resident
- Where residents live— whether in a city or an unincorporated area of the County
  - If living within city limits, specify the city
  - If living in unincorporated Sarasota County, specify the unincorporated area
- The age group of the resident
- The homeowner status of the resident
- The gender of the resident
- The present employment status of the resident
- The highest level of education completed by the resident
- The race/ethnicity of the resident
- The annual household income of the resident
- If there is a child under 18 living in the residence
- If the resident is a business owner or self-employed within Sarasota County

#### Quality of Life

- The overall quality of life in Sarasota County today
- The most important issue facing the County today

- Whether the resident would recommend Sarasota County to a friend, family member, or acquaintance as a place to: live, raise children, work, open a business, retire, and vacation
- Rate 10 different community characteristics based on how important it is for Sarasota County to possess each characteristic
- Rate the same ten community characteristics based on personal experience one has had with each in Sarasota County

### Sarasota's Economy

- Factors putting the greatest stress on a citizens' household finances
- The single biggest item that can contribute to Sarasota County's economic growth
- If the County's spending priorities are about right or in need of reprioritization
  - If the respondent feels the County should reprioritize, name what they think should be done
- Awareness of the status of the "rainy day" general fund reserve
- Resource allocation preferences across six predetermined categories

### County Engagement

- Satisfaction with the services provided by the Sarasota County government, excluding the school board
- Relative trust in Federal, State, County, and City leaders to do what is right for Sarasota County residents
- Whether a citizen contacted a county office or official over the past year, and if so:
  - The service the respondent contacted the County about
  - The means by which the respondent contacted the County
  - The level of satisfaction with the interaction across three different metrics

### Water Quality

- How concerned residents believe the County to be in addressing water quality issues
- How concerned residents believe the County is with their wastewater infrastructure
- Identify which view comes closest to your own for the spending priorities of the County for wastewater infrastructure
- Rate how well you believe the County is with informing the public on wastewater spillage

### COVID-19

- If residents have signed up for the County's text message alerts/emergency alerts
- Information acquisition from the County on COVID-19
- Comfort engaging in the following activities with COVID-19 happening: visiting county operated beaches, going to a county government building, visiting libraries, visiting county parks, getting a permit, dining in restaurants
- Assessment of what would make a resident feel more comfortable to engage in the six activities mentioned in the previous question
- Employment effects of COVID-19
- Concern about meeting financial obligations over the next three months because of COVID-19

## II. Methodology

The survey has always been conducted through the telephone with random-digit-dialing, the gold standard for survey techniques. This methodology was maintained in 2020. Although there are other means in which a survey can be conducted, telephonic allows for the most accurate representation of Sarasota residents in the final sample. The calls were performed by non-automated, professionally trained survey research interviewers working in a supervised CATI (computer-assisted telephone interviewing) facility. Calls were made to both landlines and cellphones at various times throughout the day. All responses, including both multiple-choice and open-ended questions, were entered by the interviewers into a database.

The 2020 survey surveyed a total of 1,250 Sarasota County residents 18 years and older. This sample size is an increase from previous surveys (n=800), a reflection of the County's commitment to ensuring a representative sample of residents given the County's population growth since the survey's inception. The increased sample size will allow for a more precise measurement of citizen opinions.

This year, questionnaire edits also have been made. The three partners identified core questions and demographics as being essential to be asked about in the survey every year. The second set of questions, rotating questions, feature specific topics that can be trended every three years and will not lose value by doing so. The idea behind this is to allow survey space for specialty questions or policy areas that can be added to the survey that will provide additional insight to county leadership. In 2020, the rotating questions focus on topics such as environment, transportation, and infrastructure. The specialty questions cover water quality and COVID-19.

The survey was fielded from September 6, 2020 – October 20, 2020, by HCP Associates, Inc. Due to the increased sample size for the 2020 survey, the margin of error from the study is +/- 2.77% at a 95% confidence level. For reference, the margin of error in the 2019 survey was +/- 3.5%. The average time it would take for a respondent to complete the survey was 14 minutes. The sample was controlled on the back end to ensure that it would be representative of the County's demographics. The sample is matched to the U.S. Census Bureau for respondent's age, gender, race/ethnicity, education, as well as geographic location.

## III. Year-Over Patterns Observed

With the new methodology and COVID-19, the focus in this document is from 2020, looking back to 2019. Long-term trending graphs are included in the full report. The data points below highlight worthwhile trends or data points; the full report contains the complete data set, trending where possible, and graphics where appropriate.

- Robust good feelings remain for Sarasota County quality of life, household finances, and trust in government
- Residents have identified a most important issue in population growth and new development

- Traffic remains a pressure point for county residents
- Eco-tourism identified as a way to grow the economy
- Although a plurality of residents trust the County's budget priorities, many individuals cannot recollect the priorities of county government
- County residents show resiliency to COVID-19, but work-related turbulence has appeared
- Residents recognize county concern about water infrastructure

## IV. Extracted Themes

Previously in this document, the survey questions were categorized into six different groupings for ease of understanding the topics featured in the survey. Once resident responses were aggregated and analyzed, three primary themes emerged:

- Continued Good Feelings
- Pressure Points
- Opportunities

## V. Observations with Continued Good Feelings

Last year was the first report to include themes extracted from the data. The first theme in 2019 was positive views of Sarasota County, and that sentiment remains prevalent in 2020. Residents rate their quality of life positively, feel few stresses on their household, are satisfied with the services provided, would recommend the County to their peers, trust county government over State and Federal entities, and have had positive interactions when contacting county offices or officials.

### Quality of Life Rated Positively

Residents continue to rate their quality of life to be extremely positive (96%), including 53% who rate their quality of life as "excellent" (53%) and 43% as "good." The total percentage for those satisfied with their quality of life remains similar to 2019 (95%), with those that specifically rate their quality of life as "excellent" increasing from 2019 (34%).

### Household Stressors

A plurality of households continues to report no stresses being felt (43%), a marginal increase from 2019. The other top stressors named are less than one-in-ten but do follow similar trends from the year prior: property taxes, household finances, health care costs, taxes in general, rising rental rates, and home insurance.

### Satisfaction with Services

Similar to the high ratings in quality of life, respondents are satisfied with the services provided by the County, excluding the School Board (96%). Satisfaction levels are similar to those in 2019 (94%). This minute drop in satisfaction can be explained by a ceiling effect, a measurement limitation when the percentage or rating hovers closely to the highest score possible. The respondents continuously feel very satisfied with the services provided; therefore, this small variance is not meaningful.

## Recommending the County to Peers

This is the second year that we ask respondents if they would recommend Sarasota County to their peers as a place to: open a business, work, raise children, live, vacation, and retire. Among all six items, residents would most recommend the County as a place to vacation (95%) and retire (92%). Most categories remain similar in percentage to 2019, except those recommending the County as a place to work (73% in 2020; 88% in 2019).

## High Levels of Trust in Local Government

As always, residents have robust trust in local government. Those that feel they can trust the Sarasota County government to do what is right for residents comprise 70%, while trust in state government is at 57%, and the federal government is 53%.

We have asked about trust in City Government for the past couple of years but always look at the data in the aggregate. We understand that there are more respondents to this survey that are living in unincorporated areas than municipalities, so we have parsed out those that actually live in a city to determine the true percentage of trust in City Government. Sixty-five percent of those that live in a municipality feel they can trust their city government, which again follows the trend we want to see where trust in local government rates higher than state and federal.

## Positive Interactions with the County

While there are less than one in five (17%) that contact the County, the predominant reason to contact the County is for permitting or garbage collection. When residents contact the County, it is overwhelmingly through the phone; no one reported utilizing social media or the SeeClickFix App.

Residents also have positive remarks on their interactions with the County. The strongest feedback from citizens is that 97% felt as if they were treated with respect when interacting with the County, followed by nine in ten (90%) saying they received correct information, and lastly, 84% that were helped in a timely fashion.

## VI. Observations with Pressure Points

The second theme was titled “pressure points,” as there are items causing tension to Sarasota County. Overall, population growth and new development is an issue that has many ramifications, such as increased traffic. There also is some work-related turbulence related to COVID-19 impacting the County.

## Most Important Issue Facing the County

In 2019, the most important issue facing the County was that “there are no serious issues,” with 27% indicating so. In 2020, a bit more than one in four residents (26%) said that population growth or new development is the most important issue, which increased from 2019 by 30%. Those not thinking there are any serious problems is the second-largest response category and has decreased by 33%. The issues do not trend similar in 2019 and 2020, but the other categories as issues facing the County include: economy/jobs (4%), homelessness (4%), health care (3%), traffic/transportation (3%), COVID-19 pandemic (3%), taxes (3%), affordable housing (3%), crime (3%), and election (3%).

## Expectation Gaps

Expectation gaps are created from two questions featured in the survey; first, respondents are asked to rate how important it is that their community possess certain characteristics, followed by a question

where they rate their personal experience for the same characteristics. The expectations gap is calculated by subtracting personal experience from importance.

Since the questionnaire changed to rotate survey topics, these two questions only feature ten characteristics, rather than the 24 that were asked in 2019; therefore, the trend is only illustrative of those featured in 2020. The top two gaps are the same in both years and are “traffic flow specific to barrier islands” (1.93 gap in 2020; 3.04 gap in 2019) and “general traffic flow” (1.90 gap in 2020; 3.03 gap in 2019). This exemplifies that traffic and navigating through the County are areas where experiences deviate more from the ideal.

Even though the top two expectations gaps are the same, the gap in 2020 is smaller than in 2019. We see a decrease in gaps across the board due to declining importance scores. If the one question—importance—is trended back to last year, in 2019, the importance scores range from 9.51 to 9.80, where the 2020 importance scores range from 8.05 to 9.06. There is an overall notion that these community characteristics are less important in 2020.

## COVID-19

The COVID-19 set of questions was part of the specialty or themed questions featured in the 2020 questionnaire. The purpose was to gauge resident sentiments pertaining to the pandemic.

We ask respondents how concerned they are about meeting their necessary financial obligations over the next three months (62% not concerned). We look at the data in the aggregate and then disaggregate to compare workforce and non-workforce residents due to the number of retirees in the County. Disaggregation reveals that a majority of Sarasotans in the workforce (56%) are concerned about meeting necessary financial obligations in the next three months due to the COVID-19 situation. Almost one in five retirees (18%) report similar financial concerns.

Slightly more than seven in ten (72%) look to local news sources for information about COVID-19, one in four (25%) look to Facebook, and one in five (20%) utilize the county website. There also are close to one-third (32%) that have signed up to receive alerts or messages from the County.

Respondents were asked about their comfort levels engaging in six activities (visiting county operated beaches, going to a county government building, visiting libraries, visiting county parks, getting a permit, and dining in restaurants) with COVID-19 in the picture. Overall, those that are comfortable range from 35% to 48%, and those not comfortable range from 28% to 38%. There is at least a third of residents comfortable with all activities mentioned, with another third of the population that is not comfortable engaging in the activities mentioned. It is also important to note that there is a consistent percentage of the population that is unsure (range: 16%-28%). Overwhelmingly, respondents indicated that mask usage would make them more comfortable engaging in those six activities.

## VII. Observations with Opportunities

While there are many questions that residents provided positive remarks on, there are topics that require more attention or exemplify opportunities to inform the public. Residents believe the best way to grow the economy is through eco-tourism, and the County can inform the public better on efforts with funding, budget priorities, allocation to resources, and water quality.



## County Spending

Respondents were asked what they believe the single biggest item is that can contribute to the growth of the County's economy. Unlike previous years, respondents believe that eco-tourism (14%) is what can stimulate economic growth for Sarasota County. Manufacturing was named second and trends in-line with 2019 (12% in both 2020 and 2019), while workforce training or re-training was the top item in 2019 (17%) and third (11%) in 2020.

Respondents also were asked about their views on county spending. The vast majority of residents (55%) believe the County has spending priorities about right, which increased from 2019 by 20% and those who do not know holds steady (30% in 2019; 29% in 2020). Those thinking that the County needs to reprioritize its budget is at 15% this year, a decrease of 38% from 2019. Of those individuals who said the budget needs reprioritized (15%), not one particular item surfaced for reprioritization.

As far as resident knowledge with the "rainy day" fund, there are slightly more respondents who believe it is doing well (34%) compared to 2019 (30%). We see an increase in those unsure or refused to respond (46% in 2020; 38% in 2019).

## Water Quality

Water quality and wastewater infrastructure were identified as important and relevant topics by county leadership and decided to feature as a theme or set of specialty questions. Responses vary with the questions asking about water quality. It is apparent that there is not universal knowledge in the community as it relates to this topic, an opportunity for county leadership to inform the public on local efforts related to water quality and wastewater infrastructure.

Respondents were asked to rate on a five-point scale how well the County performs in informing the public on wastewater spillage (1=not transparent, 5=transparent). The average response of 3.1 indicates general ambivalence about the County's efforts.

General ambivalence does not extend to the goodwill residents have for county concern about water quality, however. Respondents believe the county is concerned about water quality issues (71%) and wastewater infrastructure (68%), a well of goodwill for county efforts even if there remains a lack of familiarity with what those efforts include.


Respondents also were asked about Sarasota County's spending priorities for wastewater infrastructure. A third of residents sampled (33%) believe wastewater spending is about right, a third (33%) believe spending needs to increase, 6% think spending should decrease, and 29% are unsure.

## Appendix B: Survey Instrument

### Sarasota County 2020 Citizen Survey

INTRODUCTION: Hello, I am calling from the Institute of Government at the University of South Florida. We are conducting a survey of Sarasota County residents about County needs and services. We are most interested in the opinions and concerns of citizens like you who may not have time to tell County officials what you think. The survey is short. All responses are confidential. No information about you personally will be given to anyone.

All personal information is strictly confidential and will be held by the University of South Florida Institute of Government. It will NOT be given to County officials or businesses.

 \*Indicates yearly trending question.

#### SCREENING QUESTION

1. Do you live in Zip Code [ZIP CODE FROM FILE]?

- Yes
- No [TERMINATE]

#### SURVEY

---

1. How long have you lived in Sarasota County?



- Less than one year
- 1 - 5 years
- 6 - 10 years
- More than 10 years
- DK/NA/Refused



2. Is Sarasota County your permanent residence, or do you live here just part of the year?

- Year-round (permanent resident) [ASK 3]
- Part of the year (seasonal resident) [SKIP TO 4]
- DK/NA/Refused [SKIP TO 5]

3. Do you have plans to move away from Sarasota County within the next year?

[SKIP TO 5 AFTER REGARDLESS OF RESPONSE]

- Yes
- No
- DK/NA/Refused

4. Within the next year, do you have plans to become a permanent resident of Sarasota County?

- Yes
- No

— DK/NA/Refused



5. How would you rate the overall quality of life in Sarasota County?

- Excellent
- Good
- Fair
- Poor
- DK/NA/Refused



6. In your opinion, what is the most important issue facing Sarasota County today? **[DO NOT READ]**

- Traffic/transportation (**PROBE: Is there a certain area or street where the traffic is bad?**)
- Population growth/new development
- Stormwater/drainage/flooding
- Crime
- Government and elected officials
- Government contracting
- Negative business climate (permitting, licensing)
- Government overregulation (environmental standards, zoning)
- Ethics of public officials
- Election
- Diversity
- Water
- Taxes
- Quality of our waterways
- Health care
- Racial concerns
- Youth Services
- Drugs/substance abuse
- Homelessness
- Economy/jobs
- Energy costs (gas, electric)
- Climate change/global warming
- Insurance
- Declining property values
- Public schools
- Affordable housing
- Senior services
- Hurricanes
- Immigration
- Foreclosures

- Neighborhood deterioration
- Other (SPECIFY OTHER AND BAD TRAFFIC AREAS) \_\_\_\_\_
- There are no serious problems
- DK/NA/Refused

7. Where do you currently live in Sarasota County? Do you live inside a city or in an unincorporated area?

- Inside a city (PROBE: Can you vote in city elections, such as for the mayor?) **[GO TO 7a]**
- In an unincorporated area of the County **[GO TO 7b]**
- DK/NA **[SKIP TO 8]**

7a. \_\_ Inside the Sarasota city limits

- Inside the Venice city limits
- Inside the Longboat Key town limits
- Inside the North Port city limits

7b. \_\_ From University Parkway to Clark Road

- From Clark Road to Blackburn Point Road
- From Blackburn Point Road to River Road
- From River Road to the South County Line

#### CHALLENGES CITIZENS FACING RIGHT NOW

8. What would you say is putting the greatest stress on your own household's finances right now?

**[Open-ended. Record first mention only. Don't read]**

- Employment/jobs (PROBE: Lost job? Can't find a job? Or Job doesn't pay well enough?)
- Property taxes
- Taxes in general
- Household finances
- Home foreclosure (possibility of; already happened)
- Home insurance
- Investment portfolio shrinkage
- Prescription drugs
- Health care costs
- Child-raising costs (day care, tuition, clothes, etc.)
- Elder care costs
- Personal debt (loan repayments, mortgages, credit cards, etc.)
- Car payments
- Gas prices
- Rising rental rates
- Alimony; child support
- Other (SPECIFY Other and job details) \_\_\_\_\_
- None of the above — no stresses being felt
- DK/NA/Refused

## COUNTY SERVICE SATISFACTION



9. Please tell me if you are very satisfied, somewhat satisfied, somewhat dissatisfied, or very dissatisfied with most of the many services provided by Sarasota County government today, excluding the School Board.

- Very satisfied
- Somewhat satisfied
- Somewhat dissatisfied
- Very dissatisfied
- DK/NA/Refused

10. Would you recommend Sarasota County to a friend, family member or acquaintance, as a place to:

		Definitely	Probably	Maybe	Probably not	Definitely not
10a.	Live					
10b.	Raise children					
10c.	Work					
10d.	Open a business					
10e.	Retire					
10f.	Vacation					

## CITIZEN INTERACTIONS WITH COUNTY OFFICES/OFFICIALS



11. How much of the time do you think you can trust **[READ 11A – 11D]** to do what is right for Sarasota County residents – almost always, most of the time, only some of the time, or never?

		Almost always	Most of the time	Only some of the time	Never
11a.	Federal Government				
11b.	State Government				
11c.	Sarasota County Government				
11d.	Your City Government				



12. Over the past year, have you contacted any County office or official for service or to get information?

- \_\_\_ Yes **[ASK Q13]**
- \_\_\_ No **[SKIP TO Q16]**
- \_\_\_ DK/NA/Refused **[SKIP TO Q16]**



13. What service(s) have you contacted the County about?

- Permitting
- Building inspections

- Water
- Wastewater
- Stormwater
- Contact center (941-861-5000)
- Health department
- Libraries
- Parks
- Human resources
- Roads, signs, and street lights
- Garbage collection
- Recycling
- Mass transit
- Other \_\_\_\_\_

14. By what means did you contact **[Carry forward responses from 13]**?

	Phone	In-Person	Email	SeeClickFix (App)	Social Media
Permitting					
Building inspections					
Water					
Wastewater					
Stormwater					
Contact center					
Health department					
Libraries					
Parks					
Human resources					
Roads, signs, and street lights					
Garbage collection					
Recycling					
Mass transit					
Other _____					



15. In your interactions with the County, were you **[READ Q15A – Q15C]**? **[READ AND ROTATE]**

		Yes	No	DK/NA/Refused
15a.	Treated with respect			
15b.	Given correct information			
15c.	Helped in a timely fashion			

## SERVICE PRIORITIES, THE ECONOMY and HOW TO BOOST IT

Let's turn now to improving the local quality of life, the economy and jobs.



16. I'd like to read a few community characteristics that affect quality of life in Sarasota County. Using a scale of 1 to 10, with 1 being the **least** important and 10 being the **most** important, how important is it that your community possesses \_\_\_\_\_? [ROTATE Q16A – Q16J] <remind respondent after every 6 questions they are rating the importance that their community possesses>

- 16a. Nature preserves
- 16b. Water quality
- 16c. Air quality
- 16d. Efficient energy consumption
- 16e. Transportation
- 16f. Road & infrastructure maintenance
- 16g. Parking availability
- 16h. Storm and flooding resiliency
- 16i. Traffic flow specific to barrier islands
- 16j. General traffic flow

17. I would like you to now rate your level of personal experience with the same list of community characteristics. Please use a 10-point scale where 1 represents **completely unsatisfied**, and 10 represents **extremely satisfied**. In your personal experience, what is your experience with \_\_\_\_\_? [ROTATE Q17A – Q17J] <remind respondent after every 6 questions they are rating the experience within their community>

- 17a. Nature preserves
- 17b. Water quality
- 17c. Air quality
- 17d. Efficient energy consumption
- 17e. Transportation
- 17f. Road & infrastructure maintenance
- 17g. Parking availability
- 17h. Storm and flooding resiliency
- 17i. Traffic flow specific to barrier islands
- 17j. General traffic flow



18. What do you think is the single biggest thing that can contribute to the growth of Sarasota County's economy? [READ AND ROTATE "Sports tourism" through "Workforce training or re-training"]

- Sports Tourism
- Retail
- Residential Construction

- Commercial Development
- Arts and Culture
- Eco-Tourism
- Health and Wellness
- Manufacturing
- Workforce Housing
- Transportation
- Workforce training or re-training
- Other (list)\_\_\_\_\_

## BUDGET CHOICES



19. Some residents believe that the spending priorities of Sarasota County government are about right. Others believe that the County needs to reprioritize its budget. Which view comes closest to your own?

- Believe spending priorities are about right **[SKIP TO 21]**
- Believe County needs to reprioritize its budget **[ASK 20]**
- DK/NA/Refused **[SKIP TO 21]**

20. What specifically do you think needs to be done for the County to reprioritize their budget?

---

21. Compared to this time last year, do you believe the “rainy day” general fund reserves is \_\_\_\_\_?

- Doing better
- Doing about the same
- Doing worse
- DK/NA/Refused



22. I'd like to read a few things that affect the budget in Sarasota County. For each one, please tell me how important it is for County Government to prioritize resources. Please use a scale of 1 to 10, with 1 being the least important and 10 being the most important, how important is it for the County to allocate resources to the following? **[READ AND ROTATE Q22A – Q22G]**

- Q22a. Road Resurfacing
- Q22b. Beaches
- Q22c. Parks and Preserves
- Q22d. Public Transportation/ Traffic Congestion
- Q22e. Existing Infrastructure



- Q22f. Water and Drainage
- Q22g. Other \_\_\_\_\_ [Insert if respondent names]

### Water Quality

We now have a few questions related to waterways, infrastructure, stormwater, and wastewater in Sarasota County. Stormwater originates from rain and can soak into the soil, be stored on the land surface in ponds, evaporate, or run off. Unless it is redirected by infrastructure, most runoff ends up in nearby bodies of water without treatment. Runoff has been linked to changes in water quality, including algae blooms and red tide.

23. How concerned do you believe Sarasota County is in addressing water quality issues?

- Very concerned
- Concerned
- Neither concerned or unconcerned
- Unconcerned
- Very unconcerned

Wastewater is any water that has been contaminated by human use. It is produced by home, businesses, industrial, and agricultural activities. Wastewater is transported through sewers and can be combined with runoff as it goes to a water treatment plant.

24. How concerned do you believe Sarasota County is with its wastewater infrastructure?

- Very concerned
- Concerned
- Neither concerned or unconcerned
- Unconcerned
- Very unconcerned

25. Some residents believe that the spending priorities for wastewater infrastructure in Sarasota County government are about right. Others disagree and would like to see spending priorities changed. Which view comes closest to your own?

- Wastewater spending is about right
- Wastewater spending should increase
- Wastewater spending should decrease
- Unsure about wastewater spending

26. Rate how well you believe Sarasota County is with informing the public on wastewater spillage where 1 is not transparent, and 5 is very transparent? Please answer with “don’t know” if you are unsure.

**COVID-19**

Throughout the COVID-19 public health situation, Sarasota County is working to understand how to continue providing information to the public and performing county services.

27. Have you signed up for Sarasota County text message alerts/emergency alerts?

- Yes
- No

28. What sources do you look to for getting COVID-19 information from Sarasota County? **[DO NOT READ BELOW, JUST MARK YES OR NO FOR WHAT THEY SAY]**

- Q28a. Facebook
- Q28b. Twitter
- Q28c. Website
- Q28d. YouTube
- Q28e. Local news
- Q28f. Other **[DO NOT READ: RECORD ANSWER]**

29. During COVID-19 many activities were interrupted and now that things are starting to pick back up, how comfortable are you now to engage in the following?

		N/A	Not at all comfortable	Somewhat uncomfortable	Neither comfortable nor uncomfortable	Somewhat comfortable	Very comfortable
29a.	Visiting county operated beaches						
29b.	Going to a County government building						
29c.	Visiting libraries						
29d.	Visiting county parks						
29e.	Getting a permit						

29f.	Dining in restaurants						
------	-----------------------	--	--	--	--	--	--

30. What would make you feel more comfortable engaging in the activities just mentioned? **[RECORD RESPONSE]**

31. How has your employment been affected since the start of the COVID-19 public health situation? **[DO NOT READ: INTERVIEWER CODE ON BACK END]**

- Had hours cut at work
- Had wages/pay cut at work
- Been temporarily furloughed
- Been laid off
- Applied for a new job
- Been assigned to different duties in a job
- Filed for unemployment benefits
- Begun working at home full-time
- Begun working at home part-time
- None of the above

32. How concerned are you about your ability to meet your necessary financial obligations over the next 3 months as a result of the COVID-19 situation?

- Very Concerned
- Somewhat Concerned
- Not Very Concerned
- Not at All Concerned
- Not Applicable

### DEMOGRAPHICS

We need to know a little about you for classification purposes only – to make sure we have a representative sample of Sarasota County residents. All personal information is strictly confidential and will be held by the University of South Florida Institute of Government. It will NOT be given to County officials or businesses.



33. Which of the following age groups are you in?

- 18-29
- 30-49
- 50-64
- 65-74

- 75 and older
- DK/NA/Refused

34. Are you a homeowner? A renter? Or do you live rent free with your parents, children or a friend?

- Homeowner
- Renter
- Live free with someone else
- DK/NA/Refused

35. Your gender?

- Male
- Female
- DK/NA/Refused

36. What is your present employment status?

- Employed full-time
- Employed part-time
- Voluntarily not in the workforce (in school; raising family, etc.)
- Unemployed and looking for work
- Retired
- DK/NA/Refused

37. What is the highest level of education you have reached so far?

- Less than high school
- High school graduate
- Some college
- College graduate
- DK/NA/Refused

38. Which of the following best describes your racial/ethnic origin?

- White/Caucasian
- Black/African American
- Hispanic/Latino
- Asian/Pacific Islander
- Other
- DK/NA/Refused

39. Please identify the annual income category your household falls into?

- Less than \$30,000

- \$30,000-\$49,999
- \$50,000-\$99,999
- \$100,000+
- DK/NA/Refused

40. Is there a child under 18 living in your home?

- Yes
- No
- DK/NA/Refused

41. Are you a business owner or self-employed in Sarasota County?

- Yes
- No
- DK/NA/Refused

**THANK YOU FOR YOUR PARTICIPATION**


## Appendix C: Survey Instrument Changes

### Sarasota County Citizen 2019 to 2020

The information below is the 2020 Sarasota County Citizen Opinion Survey instrument color coded with the key below to show the content featured in future surveys.

Color	Category	Featured
Yellow	Core Questions	Annually
Light Green	Demographics	Annually
Light Blue	Environment	Rotate every three years; Year 1
Dark Blue	Transportation/Infrastructure	Rotate every three years; Year 1
Orange	Safety	Rotate every three years; Year 2
Purple	Community	Rotate every three years; Year 2
Green	Economy	Rotate every three years; Year 3
Light Blue	Government Services	Rotate every three years; Year 3

 \*Indicates yearly trending question.

 1. How long have you lived in Sarasota County?

- Less than one year
- 1 - 5 years
- 6 - 10 years
- More than 10 years
- DK/NA/Refused

 2. Is Sarasota County your permanent residence or do you live here just part of the year?

- Year round (permanent resident) [ASK 3]
- Part of the year (seasonal resident) [SKIP TO 4]
- DK/NA/Refused [SKIP TO 5]

3. Do you have plans to move away from Sarasota County within the next year?  
[SKIP TO 5 AFTER REGARDLESS OF RESPONSE]

- Yes
- No
- DK/NA/Refused

4. Within the next year, do you have plans to become a permanent resident of Sarasota County?

- Yes
- No
- DK/NA/Refused



5. How would you rate the overall quality of life in Sarasota County?


- Excellent
- Good
- Fair
- Poor
- DK/NA/Refused



6. In your opinion, what is the most important issue facing Sarasota County today? (DO NOT READ)


- Traffic/transportation (PROBE: Is there a certain area or street where the traffic is bad?)
- Population growth/new development
- Stormwater/drainage/flooding
- Crime
- Government and elected officials
- Government contracting
- Negative business climate (permitting, licensing)
- Government overregulation (environmental standards, zoning)
- Ethics of public officials
- Election
- Diversity
- Water
- Taxes
- Quality of our waterways
- Health care
- Racial concerns
- Youth Services
- Drugs/substance abuse
- Homelessness
- Economy/jobs
- Energy costs (gas, electric)
- Climate change/global warming
- Insurance
- Declining property values
- Public schools
- Affordable housing
- Senior services
- Hurricanes
- Immigration

- Foreclosures
- Neighborhood deterioration
- Other (SPECIFY OTHER AND BAD TRAFFIC AREAS) \_\_\_\_\_
- There are no serious problems
- DK/NA/Refused

 7. Where do you currently live in Sarasota County? Do you live inside a city or in an unincorporated area?

- Inside a city (PROBE: Can you vote in city elections, such as for the mayor?) [GO TO 7a]
- In an unincorporated area of the County [GO TO 7b]
- DK/NA [SKIP TO 8]
- 7a.  Inside the Sarasota city limits
  - Inside the Venice city limits
  - Inside the Longboat Key town limits
  - Inside the North Port city limits
- 7b.  From University Parkway to Clark Road
  - From Clark Road to Blackburn Point Road
  - From Blackburn Point Road to River Road
  - From River Road to the South County Line

#### CHALLENGES CITIZENS FACING RIGHT NOW

 8. What would you say is putting the greatest stress on your own household's finances right now?  
 [Open-ended. Record first mention only. Don't read.]

- Employment/jobs (PROBE: Lost job? Can't find a job? Or Job doesn't pay well enough?)
- Property taxes
- Taxes in general
- Household finances
- Home foreclosure (possibility of; already happened)
- Home insurance
- Investment portfolio shrinkage
- Prescription drugs
- Health care costs
- Child-raising costs (day care, tuition, clothes, etc.)
- Elder care costs
- Personal debt (loan repayments, mortgages, credit cards, etc.)
- Car payments
- Gas prices
- Rising rental rates
- Alimony; child support



- Other (SPECIFY Other and job details) \_\_\_\_\_
- None of the above — no stresses being felt
- DK/NA/Refused

**COUNTY SERVICE SATISFACTION**



9. Please tell me if you are very satisfied, somewhat satisfied, somewhat dissatisfied, or very dissatisfied with most of the many services provided by Sarasota County government today, excluding the School Board.

- Very satisfied
- Somewhat satisfied
- Somewhat dissatisfied
- Very dissatisfied
- DK/NA/Refused

10. Would you recommend Sarasota County to a friend, family member or acquaintance, as a place to:

		Definitely	Probably	Maybe	Probably not	Definitely not
10a.	Live					
10b.	Raise children					
10c.	Work					
10d.	Open a business					
10e.	Retire					
10f.	Vacation					

**CITIZEN INTERACTIONS WITH COUNTY OFFICES/OFFICIALS**



11. How much of the time do you think you can trust [READ 11A – 11D] to do what is right for Sarasota County residents – almost always, most of the time, only some of the time, or never?

		Almost always	Most of the time	Only some of the time	Never
11a.	Federal Government				
11b.	State Government				
11c.	Sarasota County Government				
11d.	Your City Government				



12. Over the past year, have you contacted any County office or official for service or to get information?

- \_\_\_ Yes [ASK Q13]
- \_\_\_ No [SKIP TO Q16]

\_\_\_DK/NA/Refused [SKIP TO Q16]




13. What service(s) have you contacted the county about?

- Permitting
- Building inspections
- Water
- Waste water
- Storm water
- Contact center (941-861-5000)
- Health department
- Libraries
- Parks
- Human resources
- Roads, signs, and street lights
- Garbage collection
- Recycling
- Mass transit
- Other \_\_\_\_\_

14. By what means did you contact [Carry forward responses from 13]?

	Phone	In Person	Email	SeeClickFix (App)	Social Media
Permitting					
Building inspections					
Water					
Waste water					
Storm water					
Contact center					
Health department					
Libraries					
Parks					
Human resources					
Roads, signs, and street lights					
Garbage collection					
Recycling					
Mass transit					
Other _____					


 15. In your interactions with the County, were you [READ Q15A – Q15C]? (READ AND ROTATE)

		Yes	No	DK/NA/Refused
15a.	Treated with respect			
15b.	Given correct information			
15c.	Helped in a timely fashion			

**SERVICE PRIORITIES, THE ECONOMY and HOW TO BOOST IT**

Let’s turn now to improving the local quality of life, the economy and jobs.

**ALL RESPONDENTS**

 16. I’d like to read a few community characteristics that affect quality of life in Sarasota County. Using a scale of 1 to 10, with 1 being the **least** important and 10 being the **most** important, how important is it that your community possesses \_\_\_\_\_? (ROTATE Q16A – Q16X) <remind respondent after every 6 questions they are rating the importance that their community possesses>

- 16a. Services for aging population (1)
- 16b. Services for the homeless (1)
- 16c. Fire and emergency services (1)
- 16d. Cleanliness of public spaces (1)
- 16e. Nature preserves (1)
- 16f. Mental and behavioral health support services (1)
- 16g. Health care and support services for economically challenged residents (1)
- 16h. Water quality (3)
- 16i. Air quality (3)
- 16j. Parks & recreation (3)
- 16k. Efficient energy consumption (3)
- 16l. Effective growth management policies (3)
- 16m. Transportation (3)
- 16n. Road & infrastructure maintenance (3)
- 16o. Parking availability (3)
- 16p. Storm and flooding resiliency (3)
- 16q. Traffic flow specific to barrier islands (4)
- 16r. General traffic flow (4)
- 16s. Arts & cultural diversity (4)
- 16t. Public safety (4)
- 16u. Sense of community (4)

- 16v. Availability of affordable workforce housing (5)
- 16w. Availability of good-paying jobs (5)
- 16x. Career opportunities for my children

17. I would like you to now rate your level of personal experience with the same list of community characteristics. Please use a 10-point scale where 1 represents **completely unsatisfied** and 10 represents **extremely satisfied**. In your personal experience, what is your experience with \_\_\_\_\_? (ROTATE Q17A – Q17X) <remind respondent after every 6 questions they are rating the experience within their community>

- 17a. Services for aging population (1)
- 17b. Services for the homeless (1)
- 17c. Fire and emergency services (1)
- 17d. Cleanliness of public spaces (1)
- 17e. Nature preserves (1)
- 17f. Mental and behavioral health support services (1)
- 17g. Health care and support services for economically challenged residents (1)
- 17h. Water Quality (3)
- 17i. Air quality (3)
- 17j. Parks & recreation (3)
- 17k. Efficient energy consumption (3)
- 17l. Effective growth management policies (3)
- 17m. Transportation (3)
- 17n. Road & infrastructure maintenance (3)
- 17o. Parking availability (3)
- 17p. Storm and flooding resiliency (3)
- 17q. Traffic flow specific to barrier islands (4)
- 17r. General traffic flow (4)
- 17s. Arts & cultural diversity (4)
- 17t. Public safety (4)
- 17u. Sense of community (4)
- 17v. Availability of affordable workforce housing (5)
- 17w. Availability of good-paying jobs (5)
- 17x. Career opportunities for my children



18. What do you think is the single biggest thing that can contribute to growth of Sarasota County's economy? (READ AND ROTATE "Sports tourism" through "Workforce training or re-training")

- Sports Tourism
- Retail
- Residential Construction
- Commercial Development

- Arts and Culture
- Eco Tourism
- Health and Wellness
- Manufacturing
- Workforce Housing
- Transportation
- Workforce training or re-training
- Other (list) \_\_\_\_\_

## BUDGET CHOICES



19. Some residents believe that the spending priorities of Sarasota County government are about right. Others believe that the County needs to reprioritize its budget. Which view comes closest to your own?

- Believe spending priorities are about right [SKIP TO 21]
- Believe County needs to reprioritize its budget [ASK 20]
- DK/NA/Refused [SKIP TO 21]

20. What specifically do you think needs to be done for the county to reprioritize their budget?

---

21. Compared to this time last year, do you believe the “rainy day” general fund reserves is \_\_\_\_\_?

- Doing better
- Doing about the same
- Doing worse
- DK/NA/Refused



22. I'd like to read a few things that affect the budget in Sarasota County. For each one, please tell me how important it is for County Government to prioritize resources. Please use a scale of 1 to 10, with 1 being least important and 10 being the most important, how important is it for the County to allocate resources to the following? (READ AND ROTATE Q22A – Q22L)

- Q22a. Road Resurfacing
- Q22b. Beaches
- Q22c. Public Safety
- Q22d. Libraries
- Q22e. Parks and Preserves
- Q22f. Public Transportation/ Traffic Congestion
- Q22g. Homelessness
- Q22h. Health care

- Q22i. Economic Development
- Q22j. Existing Infrastructure
- Q22k. Water and Drainage
- Q22l. Other \_\_\_\_\_ [Insert if respondent names]

We need to know a little about you for classification purposes only – to make sure we have a representative sample of Sarasota County residents. All personal information is strictly confidential and will be held by the University of South Florida Institute of Government. It will NOT be given to County officials or businesses.



#### DEMOGRAPHICS: ALL RESPONDENTS

23. Which of the following age groups are you in?

- 18-29
- 30-49
- 50-64
- 65-74
- 75 and older
- DK/NA/Refused

24. Are you a homeowner? A renter? Or do you live rent free with your parents, children or a friend?

- Homeowner
- Renter
- Live free with someone else
- DK/NA/Refused

25. Your gender?

- Male
- Female
- DK/NA/Refused

26. What is your present employment status?

- Employed full-time
- Employed part-time
- Voluntarily not in the workforce (in school; raising family, etc.)
- Unemployed and looking for work
- Retired

— DK/NA/Refused

27. What is the highest level of education you have reached so far?

- Less than high school
- High school graduate
- Some college
- College graduate
- DK/NA/Refused

28. Which of the following best describes your racial/ethnic origin?

- White/Caucasian
- Black/African American
- Hispanic/Latino
- Asian/Pacific Islander
- Other
- DK/NA/Refused

29. Please identify the annual income category your household falls into?

- Less than \$30,000
- \$30,000-\$49,999
- \$50,000-\$99,999
- \$100,000+
- DK/NA/Refused

30. Is there a child under 18 living in your home?

- Yes
- No
- DK/NA/Refused

31. Are you a business owner or self-employed in Sarasota County?

- Yes
- No
- DK/NA/Refused

**THANK YOU FOR YOUR PARTICIPATION**

## Appendix D: Call Log

Sarasota 2020					
		Frequency	Percent	Valid Percent	Cumulative Percent
Valid	No answer	6,628	35.0	35.0	35.0
	Busy	278	1.5	1.5	36.5
	Answering machine	4,472	23.6	23.6	60.2
	Refused to continue	47	0.2	0.2	60.4
	Language barrier	20	0.1	0.1	60.5
	Disconnected	3,934	20.8	20.8	81.3
	Fax	211	1.1	1.1	82.4
	Terminate S1	210	1.1	1.1	83.5
	Refused	1,864	9.9	9.9	93.4
	Complete	1,250	6.6	6.6	100.0
	Total	18,914	100.0	100.0	



## Appendix E: Verbatim Responses

Question 6: In your opinion, what is the most important issue facing Sarasota County today?:

“Traffic/transportation: Is there a certain area or street where the traffic is bad?” **3.4%**

- 41
- Affordable housing
- All over
- All over looks like New York city around here
- Beaches could be better
- Bridge to Siesta Key and downtown
- Downtown
- Downtown
- Downtown Sarasota.
- Drivers, speeding
- Everywhere
- Highway 41
- Highway 41
- Highway 41
- Highway 41, I-75, and the cross streets like Buena vista.
- Hwy 41 is pretty bad.
- I-75
- I-75
- I-75
- I-75
- It is bad all over
- It's bad all over!
- It's bad everywhere
- It's bad everywhere.
- Just in general
- Longboat Key area the gate gets backed up so much.
- Macintosh and Buenista and Windwood and Macintosh.
- Not really. It's bad everywhere.
- On Highway 41 seasonal traffic gets worse every year.
- Public transportation
- Road resurfacing, Proctor and MacEadren Blvd.
- Siesta Key, Sarasota city, Hwy 41 and Ringling.
- The bypass on center rd.
- The lack of roads.
- The traffic is bad everywhere.
- Too many people on the roads
- Traffic during peak winter months
- Traffic during season.
- University area
- We have no North to South roads. No good infrastructure.

Question 6: In your opinion, what is the most important issue facing Sarasota County today?:

“Other” 1.3%

- Abortion clinics
- City issues
- Destruction of habitats
- distribution of resources
- Environment
- Everything
- Golf cart paths off the roads.
- Infrastructure
- Lack of respect for the police
- Safety and security
- Social service programs, more help for single moms
- Tourists

Question 8: What would you say is putting the greatest stress on your own household’s finances right now?: “Economy/jobs: job details” 2.3%

- Because of the virus, I work less hours now.
- Being out of work
- Can't find a job
- Covid19
- FL unemployment site
- Hours cut
- Husband lost job in June and just started working again and not in his career choice
- I can't find a job I'm having to live off unemployment
- I can't find a job, I have been living off of unemployment.
- I got laid off and had to find another job.
- I was laid off because of the virus.
- I was laid off, because of the corona virus.
- I'm getting unemployment because of Covid19.
- I'm on unemployment, because of the virus.
- I'm working from home, because of the virus.
- I've been laid off and I'm currently looking for a job.
- I've been laid off and I'm trying to find a job.
- Job
- Job loss
- Loss of work for folks
- Lost employment due to covid19
- My hours were cut because of the virus.
- Not enough work.
- Sporadic work situation
- Unemployed due to Covid
- Work is slow because of the virus.

Question 8: What would you say is putting the greatest stress on your own household's finances right now?: "Other" 1.2%

- Car repairs
- Cost of living in general
- Danger to county pension, and social security
- Donald Trump is the problem.
- Everything
- Home repairs and maintenance.
- My retirement plan
- Prices going up on everything
- Social security and retirement incomes
- Social security doesn't pay enough have a disability
- Storm windows.
- Upkeep on the cable services that our pacemakers are regulated by.
- Utilities
- Weather, just the heat and humid.

Question 13: What service(s) have you contacted the County about?: "Other" 24.7%

- Assistant attorney
- Business license,
- Called for ballots.
- Called the Sarasota voters to find out when they were sending out the absentee ballots
- Car registration
- Clerk
- Clerk of courts
- Clerks office
- Code enforcement
- Code enforcement.
- Contacted the Parks department about the red bug flu.
- Copy of deed
- Court house to check that we are able to vote.
- deeds
- Drivers license
- Elderly assistance.
- Election
- Election office
- Habitat destruction
- Had to request a ballot.
- Homestead exemption, Taxes, and board of election to registrar to vote.
- I check the numbers on covid.
- Inspection on hurricane windows
- Mosquito control.
- Over building houses.
- People dumping garbage on property
- Personal

- Petitions sent to county commissioners.
- Police, crime prevention, property appraiser, zoning
- Policing in the neighborhood
- Politics
- Property tax deductions
- Sheriffs Department
- Sidewalks not being completed
- Tags
- Tax collectors office
- Tax issues
- Tax office
- Taxes
- The election.
- Traffic lights
- Tree removal
- Vacate right of way
- Vote by mail
- Voter registration
- Voting
- Waste disposal
- Waste management
- Zoning for fundraiser
- Solar companies made accountable for bad installations, and the business of operations.
- Tax record, Tax collector.

Question 18: What do you think is the single biggest thing that can contribute to the growth of Sarasota County's economy?: "Other" 2.0%

- Beach
- Better roads and traffic flow
- Efficient down town trade zone with an economic committee overseeing the economic development
- Emergency generators
- Get rid of mask
- I think they are doing what they can.
- More jobs
- More police and growth control, improvements to infrastructure
- More restaurants
- Needs to be support for new start up in owning your own business
- Nothing. Don't want more people here.
- People leaving New York
- Preservation of our natural resources
- Realistic prices
- Roads in Northern part of Englewood are bad.
- Security
- Small business



- Don't know
- Don't spend enough on schools, infrastructure and spend properly on police. They don't do enough for the budget is skewed.
- Don't spend enough on the homeless situation, and every scenario is put down instead of doing something.
- Each commissioner has their own project they have to go through each together and figure out which would be good for us.
- Education
- Education needs more support
- Figure out what they are doing
- Filtered water
- Fix infrastructure and not building these skyscrapers. They have all the people coming down here they are going to have to maintain the infrastructure.
- Focus on infrastructure to keep up with the people coming in.
- Get it together
- Get more manufacturing here.
- Get some new people elected
- Health care costs needs to be worked on.
- Health care issues, need to be worked on.
- Healthcare costs are so high
- Homeless need help
- Homeless need more help
- Homeless need more services
- Homeless, feeding the indigent, and the kids at home from school. Affordable housing.
- Homelessness
- Homelessness and drug use in the county
- I don't know anything about that.
- I don't know what they spent to much on.
- I don't know.
- I don't know.
- I don't know.
- I don't think that they are doing anything bad right now. More money to the schools. We got the schools we need a good curriculum.
- I have seen them remodel Highway 41 to many times for the last 10 to 15 years with median changes, roundabouts.
- I just worry that we are not spending enough on the homeless problem.
- I think they should curve growth and a mask ordinance
- I think they go overboard on parks, and recreation. I think they spend to much on the sheriffs department on needless helicopters.
- I think they need to take a look at things and see what's beneficial to people.
- I'm concerned about the sewage in the gulf. They need to spend more on infrastructure. It's going to destroy our beaches.
- Impact fee for developers of these new buildings in these new subdivisions.
- Infrastructure
- Infrastructure needs to be replaced

- Infrastructure budgeting around policing new businesses and probably just projects that help the local economy prioritizing more local stuff
- It would be nice if they cared a little more about our homeless situation
- larger focus homeless and I would like some programs for opioids and COVID-19 issues
- Leakage into the beaches water, that is now contaminated
- Lower rent
- Lower taxes, and less housing development.
- Lower taxes.
- Make more money available for health care
- make more progress with the homeless
- More affordable housing
- More emphasis on education
- More for education
- More funding to fight drugs
- More money for education
- More money in education and less in law enforcement
- More on no 7-lift station. That's a mess isn't it.
- More policing, more uniform rental codes and code enforcement
- More programs for the youths, and more opportunities for blue and white collars workers.
- More social programs for people for housing, health care
- More youth services could really be great for the community
- Need more spend more money to get more jobs here.
- Need solar power
- Need to lower healthcare costs.
- Need to spend more on our roads
- need to take care of work force housing affordable housing
- No idea, less building and increase in population
- No roundabouts
- None
- North Port in particular not so much the county, ball park building when there are already ball parks nearby
- Not sure
- One of things are roads they do unnecessary things. I don't think they are putting enough money into education.
- Over funded school board, over abuse of the county system, and the Sarasota Memorial hospital fund not taking care of people.
- Over population causing constant traffic issues
- Over population, need manufacturing.
- Parking meters what the hell do they need those for and do more with the parks and natural preserves
- People need help with food and shelter
- Police need more funding
- Poor sections need to be revitalized.
- Probably lay off 30% of their administrators.
- Property taxes.
- Public schools

- Put more money towards public schools.
- Quit spending so much on vehicles.
- Redo taxes
- Roads infrastructure.
- Sidewalks
- Some people are on the brink of homelessness because there's really no affordable housing.
- South Venice. They're building 4000 houses down the street from me, and not rebuilding the roads. Water shortages.
- Spend more on public schools.
- Spend too much money on the music hall, and too little on road widening. Proctor Rd narrows down between Montreal and Macintosh.
- Stop cutting education
- Stop doing the same things over and over. They only worry about certain areas.
- Stop so much building and kissing up to them
- stop spending on education and stop asking for more money for education
- Stop spending so much on the Arts
- Stop spending so much on parks and rec
- Stop wasting our tax dollars
- Stop with the roundabouts already
- Take a look at the situation
- Taxes are just insane
- Taxes are too high
- The county needs to work on the water quality.
- The commissioners favor the developers and construction it's awful.
- The county needs to do something about the water quality.
- The county needs to do something about the water quality.
- The county needs to help people find jobs.
- The county needs to help people out when they need help.
- The county needs to work on water quality and population control.
- The county needs to work on water quality.
- The red bug slew preserve. They have gone in there and cut down all the evasive bushes. Spraying for one bug but killing every bug there.
- There's always room for improvement
- They are not spending enough on the transportation. Too congested.
- They are spending too much on commercial building.
- They have all these segmented roads. They don't spend enough on more North and South roads.
- They make too many mistakes, and they pay too much on lawyers consultants.
- They need to allocate more money to public schools.
- They need to do something about homelessness and the population of people who need mental health facilities/services, cleaning up the city streets and beaches
- They need to do something about overpopulation.
- They need to do something about rising rental rates.
- They need to help people with affordable housing.
- they need to move away from supporting residential development with respect to how they are altering plans that were set in the past and changing the density and impact fees (doing away with)



- They need to put more money towards getting rid of the high rate of crime here.
- They need to work on having affordable housing.
- They need to work on overpopulation, and high property taxes.
- They reconfigure a boat slip and parking lot again after doing the same area 4 years ago.
- They should trim things down. Every year they are asking for money. They just took 20 million.
- They spend less in city of Northport. Northport needs a hospital not just a emergency room.
- They spend to little on schools.
- They spend to little on the schools.
- They spend to much money on development.
- they spend to much on road equipment they hardly use
- They spend to much on the arts.
- They spend to much on the Water treatment plant.
- They spent to much money on the round abouts.
- They waste to much money on the men standing around not working
- they were given a plan and need to remember what the plan is and have a board training as to what their roll is and what they need to do to follow the plan
- Things could look better
- To much money on the big buildings on Highway 41.
- To stop these big developers from coming in and finding Indian burial sites and not reporting the find until after they've filled them in.
- Too many homeless
- Too many men doing nothing
- Too many men standing around doing nothing
- Too many studies
- Too much building going on without infrastructure
- Too much money on the planting of all the tress and these silly things that use tax payer money.
- Too much on development and not enough on the selling water in Nokomis to other cities.
- Traffic and congestion and infrastructure.
- Traffic flow.
- Want to know how they spend their money.
- Water drainage, and flooding.
- We don't need so may parks
- We need better healthcare
- We need cheaper health care options, so many people go without seeing a doctor or dentist for years until they have a major issue. our taxes need to help our local families.
- We need more employment opportunities here.
- We need new people on our board who actually go into the public and see everything for themselves
- Work on health care costs.
- Work on homelessness.
- Work on making our roads and infrastructure better
- Work on overpopulation.

Question 22: I'd like to read a few things that affect the budget in Sarasota County. For each one, please tell me how important it is for County Government to reprioritize resources. Please use a scale of 1 to 10, with 1 being the least important and 10 being the most important, how important is it for the County to allocate resources to the following?: "Other" **3.4%**

- Affordable housing.
- Better traffic control, and not only drainage but all the open places of standing water need to be addressed and more mosquitoes control
- Community services, like internet access, food, shelter, health care, libraries, basic needs
- Controlling taxes
- Deal with renewable energy and address the fact that they have been dumping unclaimed solids and sewage into the bay. additives in the water that are caustic chemicals, need to provide fresh clean water for people to drink without the use of caustic
- Education
- Equitable salaries and following the plan that was decided by the people of Sarasota county
- Health care
- Health care costs
- Health care costs.
- Health care.
- Health care.
- Help keep the beaches clean after tourism
- High rises in rent.
- Homeless
- Homeless people
- Homelessness
- Homelessness and drugs in the area needs to be addressed and dealt with
- Homelessness.
- I don't know how to word this but where we are we have no high-rise buildings and want to keep it that way
- Indian sites, historical sites.
- Job selection has decreased
- Law enforcement
- low rent housing
- Managing growth
- Nothing, just pray
- Police and emergency services
- Property taxes.
- Public schools.
- Reduce gov't and police force
- Sidewalk maintenance
- Single mothers programs
- Stop the pay to park on beaches and prioritizing parking
- Taxes
- Taxes raise
- The corona virus.
- The virus.

- Waterways
- We need better filtered water
- We need more jobs here.
- We need to do something about our being too concerned with developers needs and the limit on campaign contributions and spending
- Wildlife preserves

Question 28: What sources do you look to for getting COVID-19 information from Sarasota County?: "Other" **12.6%**

- A call from the county came over my phone.
- Alert systems from local media and Sarasota County
- Alternate sources I have lost faith in the traditional sources I look to the internet for alternative sources
- APP
- APP
- App on my phone
- CDC
- CDC
- CDC
- CDC
- CDC
- CDC
- CDC
- CDC
- CDC, scientists
- Community updates from Stoneybrook notifications.
- Department of health website
- Don't
- Don't
- Don't bother with it
- Don't know
- Don't know
- Don't look
- Don't look
- Don't look
- Don't look
- Don't look
- Don't look
- Family
- Family has Eversafe water system company. So that's how we keep up.
- Family member tells me.
- Florida department.org
- Florida health
- Friends
- Friends
- Friends and family.



- Newspaper
- Newspaper
- Newspaper
- Newspaper
- Newspaper
- Newspaper
- Newspaper
- Newspaper
- Newspaper
- Newspaper
- Newspaper
- Newspaper
- Newspaper
- Newspaper
- Newspaper
- Newspaper
- Newspaper
- Newspaper
- Newspaper
- Newspaper
- Newspaper
- Newspaper
- Newspaper
- Newspaper
- Newspaper
- Newspaper
- Newspaper
- Newspaper
- Newspaper
- Newspaper
- Newspaper
- Newspaper
- Newspaper
- Newspaper
- Newspaper
- Newspaper
- Newspaper and Sarasota hospital
- Newspaper and tv
- None
- None
- None
- None
- None
- None
- None
- Nothing in the newspapers or the television.
- People I know.
- Phone app
- Phone app
- Phone app
- Radio
- Radio

- Refused
- Sarasota county phone app.
- Sarasota county.org
- Sarasota Harold Tribune
- Sarasota memorial hospital website
- Schools
- Scientists website.
- The Herald Tribune
- The newspaper
- The newspaper.
- The newspaper.
- The newspaper.
- The newspaper.
- The newspaper.
- The signs that the have posted at the beach and the complexes.
- TV
- Updates from the schools.
- Weather channel app gives me the trends.
- Websites
- Word of mouth

Question 30: What would make you feel more comfortable engaging in the activities just mentioned? **100%**

- 50% masks is a good idea. But the governor already opened up the state.
- A cure
- A lot of it goes on me. They are doing what they can. It's up to me to work and make things safe.
- A lot of people are wearing their masks, and social distancing, but I see some that don't. They should be made to wear them, in all public places.
- A lot of people I see, are not wearing masks. Something needs to be done about that.
- A real cure maybe
- A safe and effective vaccine
- A state wide standard for healthy behavior.
- A vaccine
- A vaccine
- A vaccine
- A vaccine that's real, that really works.
- A viable vaccine
- After everyone has had the vaccine
- Air scrubber
- All the lying going on that there calling it fake news, and Desantis opening everything is the biggest mistake. No room in hospitals.
- Always other people abide by the rules
- As long as everyone abides by the rules
- As long as everyone follows the rules and wears masks
- As long as everyone will listen to the doctors I THINK we get thru this thing









- Everybody wears their masks.
- Everybody wearing masks and following social distancing.
- Everyone continue to be vigilant
- Everyone isn't following the guild lines. need to do something about that.
- Everyone just needs to stick to the guild lines.
- Everyone needs to wear their masks.
- Everyone should be made to wear masks, when they go to any of these places.
- Everyone wear masks like they should.
- Everyone wear masks right
- Everyone wearing masks
- Everyone wearing masks
- Everyone wearing masks
- Everyone wearing masks
- Everyone wearing masks
- Everyone wearing masks, and some kind of enforcement and fines for those refusing, and more testing
- Everything that can be done, is being done.
- Exactly on not masking and not just mandatory masking. I have friends that don't like the masking. I haven't talked to them in while.
- Facts about Covid
- Find a vaccine that works.
- Finding a cure
- Finding a vaccine that is safe
- Follow guidelines and things will be fine
- Follow people to always wear their mask when out in public and follow the safe distance guidelines.
- Follow rules
- For Covid to be gone
- For it all to go away
- For it to go away.
- For people to always follow the guidelines.
- For people to always wear a mask and keep their distance away from other people.
- For people to continue following the guidelines.
- For people to follow all guidelines like wearing mask and staying 6 ft. apart from each other.
- For people to follow all guidelines.
- For people to follow all guidelines.
- For people to follow the guidelines at all times when they are out in the public.
- For people to follow the guidelines at all times.
- For people to follow the guidelines.
- For people to follow the guidelines.
- For people to follow the guidelines.
- For people to follow the guidelines.
- For people to just keep following the guidelines.
- For people to keep their distance
- For people to wear a mask when they go out in public.
- For people to wear mask and follow the guidelines for social distancing.
- For people to wear mask and follow the social distancing guidelines.





- I don't know
- I don't know
- I don't know
- I don't know
- I don't know I'm afraid to leave my house
- I don't know what could help
- I don't know what else to do we have ask people to wear a mask and not get in tight quarters
- I don't know what they could do.
- I don't know, its air born just wear a mask and hope for the best
- I don't know.
- I don't know.
- I don't know.
- I don't know.
- I don't know.
- I don't like being forced to wear a mask
- I don't like it people don't their mask
- I don't like wearing masks.
- I don't mine dining outside. I would like the waiters to not come up to me without a mask, and people near laughing to have masks.
- I don't no I just stay home when I can
- I don't think anybody knows enough to be comfortable with that.
- I don't think anything would
- I don't think it's that big of an issue
- I don't think Sarasota county can do anything for me.
- I don't think that they could do more then follow the government guide lines, and the restaurant do everything they can do.
- I don't think there is more then what they are doing now.
- I don't think there's much more that could truly help
- I don't think they can do more then what they are doing. That can't enforce people to where a mask. I don't really care just that stay 6 feet from me. I'm high risk.
- I don't think they can.
- I don't think they could do anymore then what they are doing. It's up to the people to what they are suppose to.
- I don't want to wear a mask anymore
- I don't think there is anything more that we are doing now that we should be doing.
- I don'ts know what more could be done but follow the guide lines
- I doubt anything.
- I feel a little comfortable but as long as I wear my mask I think I will be safe enough
- I feel everything is getting better
- I feel like a lot of information we have is misleading, so the truth on everything about Covid.
- I feel like everything is getting better we will soon be back to normal
- I feel more at ease going out now things seem to be better
- I feel pretty comfortable as long as people are following the guidelines.
- I feel safe
- I feel safe.
- I feel whatever will be will be just wear your mask

- I follow the rules
- I follow the rules so I'm not worried about too much
- I have a little concern about other people not showing enough concern
- I have no fear
- I have no fear
- I have no fear, you cant live that way
- I have no problems.
- I have no worries
- I haven't gone out to eat since the Covid19. I'm high risk.
- I hear it is air born
- I just try to be careful
- I just don't go anywhere.
- I just don't like how some people don't believe in it. Wearing a mask isn't hard really
- I just don't think we are past the covid yet
- I just go out when I have to. I think staying home is the best answer
- I just I just wear my mask and keep 6 feet away from other people
- I just put it in Gods hand
- i just stay in
- I just stay in my house
- I just take one day ay a time
- I just trust everything will get better
- I just try to be careful
- I just try to follow the rules and hope everyone else does the same
- I just try to go by the guide lines
- I just want it to be gone already
- I just wish it would go away.
- I just wish it would go away.
- I just wish it would go away.
- I just wish this virus would go away.
- I just worry about other people not listening
- I keep like if I do what I can wear a mask stay to myself that's all I know to do
- I kept worrying about others not wearing their mask
- I know that if Hospitals have blue lights they can kill the viruses and what not before it gets to people.
- I leave it in gods hands
- I listen to my daughter, I stay in and I realize what is going on. I'm a retired RN.
- I live in assisted living everything is here
- I m concerned the people around me are not careful
- I make sure I do what I need to do
- I only go to the grocery store with my mask on
- I only go to the store or doctors
- I prefer to see people with mask on
- I really don't know
- I say whatever will be will be
- I see people in public with no mask on, and the people in stores don't say a word. They need to be made to not let them stay in stores without one on.

- I see people not wearing masks. They need to make them wear them.
- I stay home
- I stay home
- I stay home
- I stay home a lot, I really don't know
- I stay home most of the time.
- I stay home only go out when have to
- I stay home until I have to go out
- I take all the necessary precautions when I am out and about
- I take one day at a time think everything has been done people just don't listen
- I think all has been said and done if folks would only listen
- I think all is being than can be
- I think everyone should take it seriously
- I think it is air born
- I think masks help more than they hurt
- I think on a whole its up to us to feel safe. Some people wear masks some don't. I don't think they can really do anything.
- I think people are waking up and wearing their mask more now
- I think that everybody is taking seriously. I work in the medical field and I'm exposed to it all the time.
- I think that they should have mandatory masks and take care of everything inside places before they open them up.
- I think that they should have more testing sponsored by some medical companies.
- I think the worst is over just be careful
- I think their doing everything they can.
- I think their doing the best job they can.
- I think there is a limit to what they do. I think the Venice population are doing what they can and generally following the rules.
- I think they are doing a pretty good job now.
- I think they do a lot.
- I think they need to enforce the mask rules, and the social distancing.
- I think things are okay how they are considering our circumstances
- I think this is a very difficult. I don't think anybody has a answer for this. People should make it a right choice.
- I think we are covering all the bases
- I think we are doing all we can
- I think we are doing what we can
- I think we are safe
- I think we are turning the corner
- I think we have it fairly good.
- I think we're doing enough honestly
- I try to avoid high traffic places to keep myself and family safe.
- I try to go by the guide lines
- I try to stay away from big crowds because some people just don't care to take precautions
- I try to wear a mask and not get in crowds
- I want everyone to follow the rules

- I want it all over with
- I want to keep my mother safe
- I wear a mask in the public and try not to get in crowds
- I wear my mask and stay away from people
- I wear my mask and stay to myself
- I wear my mask and try not to worry
- I wear my mask feel pretty safe
- I wish I knew
- I wish it would just go away.
- I wish other people would wear their mask even if their not concerned about their selves think about the other people
- I won't be comfortable until it's gone.
- I work at home and only go out to the grocery store
- I worry about other people taking precautions
- I worry about the other fellow not following the rules
- I worry about the other guy not wearing a mask
- I'd be completely comfortable if everyone would follow guidelines and always being up to date.
- I'm afraid to go out of the house
- I'm comfortable for already having the virus
- I'm concerned
- I'm fine
- I'm afraid other people don't take this virus seriously
- I'm good
- I'm hearing the virus is air born
- I'm just not afraid
- I'm not concern
- I'm not sure
- I'm not sure
- I'm not sure
- I'm not sure anymore
- I'm not too worried about it
- I'm not worried, I feel safe
- I'm not worried. We need to deal with it, overcome it. Man up.
- I'm not worry at all
- If Covid 19 would disappear
- If covid didn't exist
- If covid didn't happen
- If Covid disappears
- if everyone followed the rules
- If everyone followed the rules when it comes to the masks.
- If everyone listened to the guide lines wear a mask, stay 6 ft. from each other
- if everyone was cleaner and more careful
- if everyone was wearing a mask
- if everyone wore masks and it were enforced well
- If everyone would follow the guide lines
- If everyone would stick to the guide lines we would whip this thing



- If everyone would stick to the rules
- if everyone would wear their mask
- if everyone would wear their mask
- if i have a mask on i feel fine
- If I see people wearing masks
- If it was something I don't think I would know.
- If it was taken more seriously
- If Joe Biden is elected things will get better.
- if no one had covid, or if people took their temps every day before exposing themselves to the public
- If other folks would understand and take this virus more seriously
- If other people would wear their mask and not get in a crowd
- IF other people would wear their mask while in the stores
- If others followed the rules and tried to keep everyone safe.
- If people would wear their mask.
- if people kept 6 feet from me I don't mind them close to each other but i don't want them close to me.
- if people were cleaner
- If people would always wear mask when going out.
- If people would be more careful and wear their mask and don't allow crowds to gather
- If people would follow the guidelines as far as wearing mask and follow social distancing.
- If people would follow the guidelines at all times.
- If people would follow the guidelines.
- If people would get tested and stay informed on their health and not go out in public
- If people would keep the 6 feet away from each other
- IF people would listen and obey the rules we wouldn't be in such bad shape with this virus
- If people would listen and obey the rules wear a mask don't go to the big gatherings
- If people would listen to the advice given by the doctors
- If people would listen to the advice given by the doctors
- if people would social distance and wear a mask
- If people would wear a mask would feel more at ease
- If people would wear mask when they go out to stores.
- If people would wear there mask
- If the county would enforce people wearing mask and following the safe distance guidelines.
- If the covid would go away.
- If the world was back to how it was
- if there could be an order that everyone has to wear a mask in the public
- If there was no covid to catch
- if there were no other people around
- if there were only a few people in the building
- if they had a shot so no one got covid
- If this virus would go away.
- If this virus would just go away.
- If this was all over with
- If this would all just blow over
- If we could get rid of Covid

- If we didn't have to wear masks since they don't stop the virus
- If we didn't have to worry about covid
- If we knew more about it
- I'm alright now
- I'm concerned about other people taking chances not wearing their mask
- I'm concerned its air born
- I'm concerned its air born
- I'm just going to let it work out. I'm just putting it in Gods hands
- I'm just not concerned
- I'm just trusting everything will be alright
- I'm not going to live my life afraid to go outside
- I'm not that concern
- I'm not the type to worry whatever will be
- I'm only concerned about others not taking this serious
- I'm worried about the other guys that don't believe its as bad as it is
- Insist on people wearing masks.
- Insist people wear mask
- It just needs to go away.
- It seems things are getting better.
- It worries me when I see people not wearing their mask
- It would be nice if we knew the 100% truth about Covid19
- It's okay with what we are doing with the mask and social distancing
- It's the other people I worry about not following the guide lines
- Just enforce wearing the masks more. Just enforce wearing masks more.
- Just everyone kept doing their part, following the guidelines.
- just follow the guide lines
- Just follow the guidelines
- Just follow the guidelines, wearing mask and keep social distancing.
- Just for it to go away.
- Just for people to continue to ear mask and follow the social distancing guides.
- Just for the virus to go away.
- Just for things to get back to normal.
- Just for this virus to go away.
- Just for this virus to go away.
- Just for this virus to go away.
- Just for this virus to go away.
- Just for this virus to go away.
- Just make it a law everyone must wear a mask
- Just make people go by the guild lines.
- Just mask
- Just stay home when I can
- Just to stay home when I can
- Just try to get across that people need to follow the guide lines
- Just try to understand this virus is nothing to play around with
- Just wait it out
- Just wear your mask
- Just wish Covid would go away









- Mask
- Mask
- Mask
- Mask
- Mask
- Mask
- Mask
- Mask
- Mask
- Mask
- Mask
- Mask
- Mask
- Mask
- Mask
- Mask
- Mask
- Mask
- Mask
- Mask
- Mask
- Mask
- Mask
- Mask
- Mask
- Mask
- Mask
- Mask
- Mask
- Mask
- Mask
- Mask
- Mask
- Mask
- Mask
- Mask
- Mask
- Mask
- Mask
- Mask
- Mask
- Mask
- Mask
- Mask and 6' apart
- Mask and distance between people
- Mask and social distance
- Mask are enough
- Mask are fine













- Nothing
- Nothing
- Nothing
- Nothing
- Nothing
- Nothing
- Nothing
- Nothing
- Nothing I just wish it would go away.
- Nothing but for the virus to go away.
- Nothing everyone in my community seems to be following the guidelines.
- Nothing except my own responsibility
- Nothing I can think of
- Nothing I don't go out anywhere except to my doctors.
- Nothing I feel everyone is following the guidelines.
- Nothing I feel people are following the guidelines pretty good.
- Nothing I feel pretty comfortable going out because I always wear a mask and keep my distance away from other people, but I stay at home most of the time.
- Nothing I follow all the guidelines and so do most people in my community do as well.
- Nothing I follow all the guidelines.
- Nothing I just stay home most of the time unless I just have to go out and then I wear a mask and stay my distance away from other people.
- nothing I just wear my mask
- Nothing I know of
- Nothing I stay home most of the time, my daughter gets me whatever I need.
- Nothing I take all the precautions.
- Nothing I think everyone in my community are following the guidelines.
- Nothing I think people are finding out how deadly this virus is
- Nothing I think they are doing everything they can.
- Nothing I think things are slowly getting better.
- Nothing I'm following all the rule as far as wearing a mask and keeping my distance away from people and most people where I live are too.
- Nothing I'm just hoping it goes away soon.
- nothing I'm elderly and I don't go out much anymore
- Nothing just for it to go away.
- Nothing just for this virus to go away.
- Nothing just for this virus to go away.
- Nothing just that this virus would go away.
- Nothing just this virus to go away.
- Nothing more to do
- Nothing really, I just hope it goes away.
- Nothing really. It just needs to go away.
- Nothing that I can think of besides for it to go away.
- Nothing they are doing a good job.
- Nothing they are doing all they can do
- Nothing things are getting better in my area.

- Nothing until it's gone.
- Nothing we don't really go anywhere much.
- Nothing, everyone in my community are following all the guidelines.
- Nothing, I avoid public places entirely
- Nothing, I follow all the guidelines and mostly stay home.
- Nothing, I have been abiding to all the guidelines and so have the people in my community.
- Nothing, I just know I'm over having to wear a mask at this point.
- Nothing, I just wish it would go away but I don't go out much but when I do I always wear a mask.
- nothing, i try not to go out
- Nothing, I'm following all guidelines including wearing a mask and staying a distance away from people when I do go out.
- Nothing, I'm not too worried about it at this point.
- Nothing, just for this virus to go away.
- Nothing, only for this virus to go away so we can get back to normal.
- Nothing, until it's gone.
- Nothing.
- Nothing.
- Nothing.
- Nothing.
- Nothing.
- Nothing.
- Nothing.
- Nothing. I think it's getting better.
- Nothing. I think it's getting better.
- Nothing. I think it's getting better.
- Nothing. I think their doing a good job.
- Nothing. I think things are getting better.
- Nothing. I think things are going in the right direction.
- Nothing. I think things are on the right track.
- Nothing. It just needs to go away.
- Nothing. It's gotten better.
- Nothing. Just keep up with what they're doing.
- Nothing. Just wish it was gone.
- Nothing. Their doing the best they can.
- Nothing. Their doing what they can.
- Nothing. Things are getting better.
- Nothing. i just wish it would go away.
- Nothing. It seems to be getting better.
- Nothing. their doing as good a job as they can.
- Nothing. Their doing the best they can.
- Offer more testing
- Only allow so many in a business at a time and wear mask
- Only go where you must and wear mask
- Only in our village
- Other ones that don't wear mask

- other people don't abide the rules
- other people won't abide by the guide line
- Other people won't listen to the rules
- Others being careful
- Outdoor dining and vaccine
- People don't always use their masks or stay six feet away from other people.
- People don't keep their 6 foot away from others
- People following the guidelines.
- People have got to go by the guild lines.
- People have gotten to be made to go by the guild lines.
- People just need to follow the guide lines.
- People just need to keep going by the guild lines.
- People need to be made to go by the guild lines.
- People need to follow the guild lines in public.
- People need to follow the rules.
- People need to wear masks all the time and stay six feet away from people in public. Need to enforce this.
- People need to wear masks, and practice social distancing.
- People need to wear masks and stay six feet away from each other.
- people not going by the ruler
- People not taking this serious enough
- People should go by the guild lines.
- People should wear masks at all times in public.
- People should wear masks more.
- People should wear masks, and I don't think businesses should be closed just following the distancing instructions.
- People should wear their masks.
- People wearing mask and keeping a safe distance away from others.
- Probably get rid of the masks.
- Probably nothing at this time
- Provide more police coverage if people riot here.
- Refused
- Refused
- Refused
- Refused
- Require masks.
- Require the masks. I go into Publix once a week to get groceries, but some people walk right in with no masks.
- Sanitize your hands
- Saw everyone wearing a mask
- Seeing how well kept and clean a place is
- Should mandate mask wearing.
- Social distance and mask
- Social distancing continuing and restaurants still at 50%
- Some of the stores I go to, don't make people wear masks. These store clerks should be made to make people wear them.

- Some people are not going by the guild lines. They need to enforce it more.
- Someone see to people wearing masks and keeping people distanced
- Something has to be done soon. I'm on unemployment right now, because of Covid19.
- Stay correctly informed
- Stay home
- Stay to my self
- Stop with the mask
- Stores enforcing people to wear mask.
- Take away the mask mandate.
- Take personal responsibility
- Taking off the mask
- That everyone would abide the rules
- That more people listen to the guidelines out in public
- That other folks don't believe this virus is as bad as it is
- The eradication of covid
- The guild lines need to be adhered to.
- The main thing is wear a mask and don't get to close to people
- The mask mandates and all the signs posted. They are already doing what they can I think.
- The signs they have posted everywhere is good.
- The truth
- The virus to be gone
- The virus under control.
- The workers at some stores, don't enforce wearing masks.
- Their doing all they could its up to person to be to do what they are supposed to.
- Their doing the best they can. I just wish it would go away.
- Their doing what they can.
- There needs to be a mandate, that everyone has to go by the guild lines.
- There not being a virus to catch.
- There's mandates out there, but everyone isn't following it.
- There's nothing else they can really do.
- They are already doing what they can I don't see how they could do more.
- They are doing as much as they can do. More testing around here.
- They are doing enough I think.
- They are doing enough.
- They are doing good.
- They are doing the best that they can In my particular case I don't go out but to the doctor and drug store. I'm high risk.
- They are doing the best they can with the Covid situation.
- They are doing what they can do.
- They are doing what they can I don't think they can do anything it's only a matter of time.
- They are doing what they can.
- They are pretty much doing what they can legally.
- They could listen to the CDC and stop dreaming thing into it. Its either A or B.
- They could make people wear masks. The other day at Lowes half the people were wearing masks.
- They have got to come up with a vaccine soon.



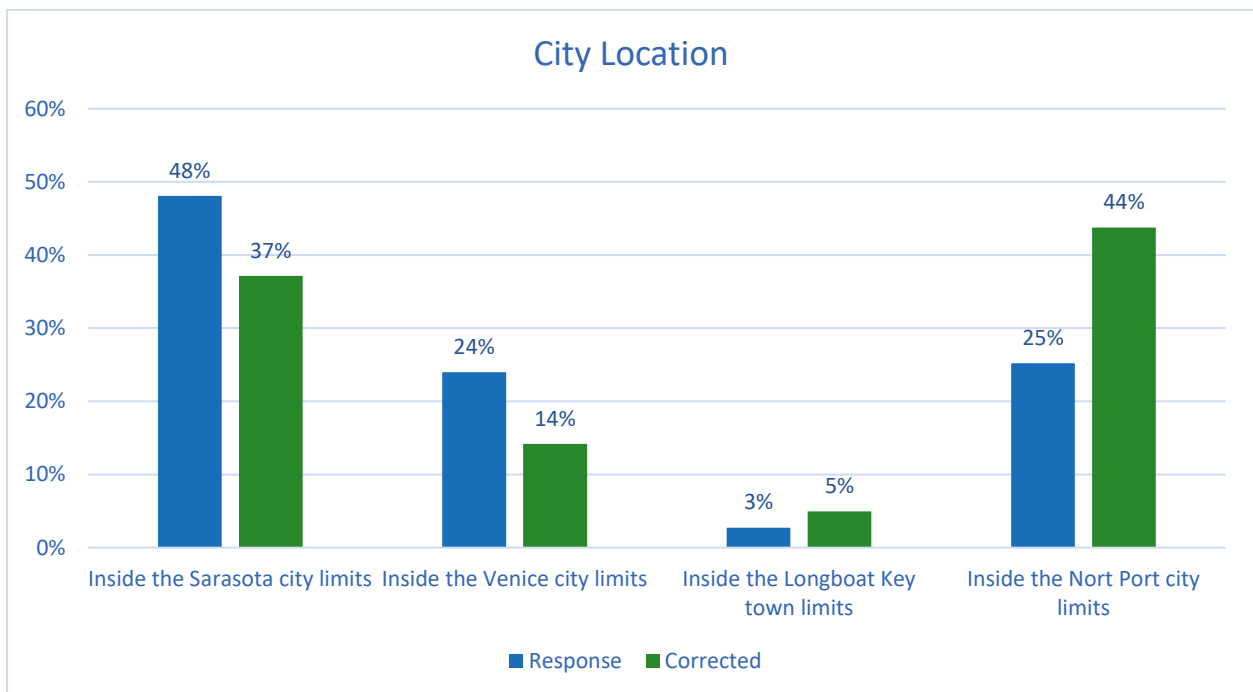
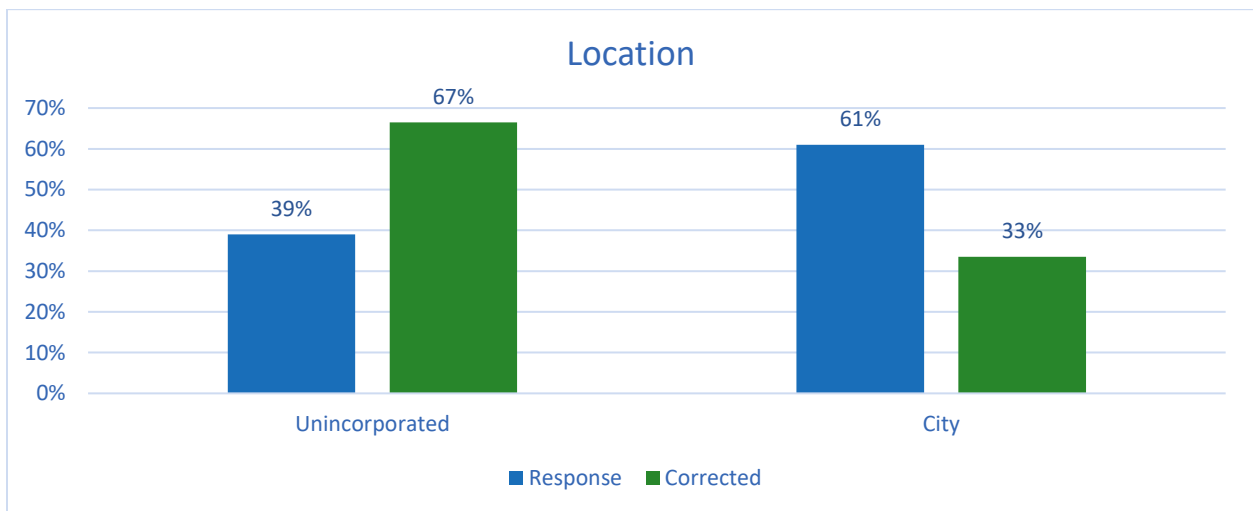
- They have got to come up with a vaccine that works.
- They just need to come up with a vaccine.
- They make a mask mandatory, and to also have restaurants follow the distance modifications.
- They need to enforce the rules more.
- They need to enforce wearing masks at all times in public, and social distancing.
- They need to find a vaccine that works.
- They need to get rid of the masks.
- They need to make a vaccine quicker.
- They need to make a vaccine soon.
- They need to make a vaccine soon.
- They need to make a vaccine that works soon.
- They need to make a vaccine that works.
- They need to make people wear masks everywhere.
- They need to make people wear their masks, and stay six feet away from each other, anytime their in public.
- They need to make sure, people go by the guild lines.
- They probably can't do anything it's up to the person themselves to do it.
- They should have addressed it sooner.
- They tell us one thing and then to appease someone else tell us something different. Start telling more truth then we've been hearing..
- Things have gotten so much better as long as everyone keeps wearing their mash
- This has been going on long enough
- Those who are sick, stay home
- Tired of the mask
- To be able to go out , and get what we need.
- To hear its gone
- To see the rate of increase of the virus down considerably.
- To make people take this and treat it more seriously this virus is nothing to play around with
- Too many people don't care to be safe
- Unsure
- Vaccine
- Vaccine
- Vaccine
- Vaccine
- Vaccine
- Vaccine
- Vaccine
- Vaccine
- Vaccine
- Vaccine
- Vaccine
- Vaccine
- Vaccine
- Vaccine
- Vaccine
- Vaccine
- Vaccine and after six months
- Vaccine being available, enforcing mask policies better and more people wearing masks
- We are doing all we can
- We are doing all we can
- We are doing all we can

- We are doing good on it
- We are doing the mask
- We don't have trouble with that.
- We feel safe when we are out doing something.
- We just wish it would go away.
- We live in a senior community and told that to go out only if it's necessary. We can go for doctors' appointments, treatments stuff like that.
- We need a vaccine
- We need a vaccine.
- Wear mask
- Wear mask
- Wear mask
- Wear mask
- Wear mask
- Wear mask
- Wear mask
- Wear mask
- Wear mask and be courteous
- Wear mask and follow the safe distancing guidelines.
- Wear mask and keep clean hands
- Wear your mask and follow the safe distancing guidelines.
- Wear your mask and stay away from crowds
- When it goes away, I'll be comfortable.
- When it's gone.
- When this virus is gone.
- Where I live my meals are brought into me and everything I don't have to go out
- Who knows at this point. Probably nothing
- Your already doing enough if people would only listen

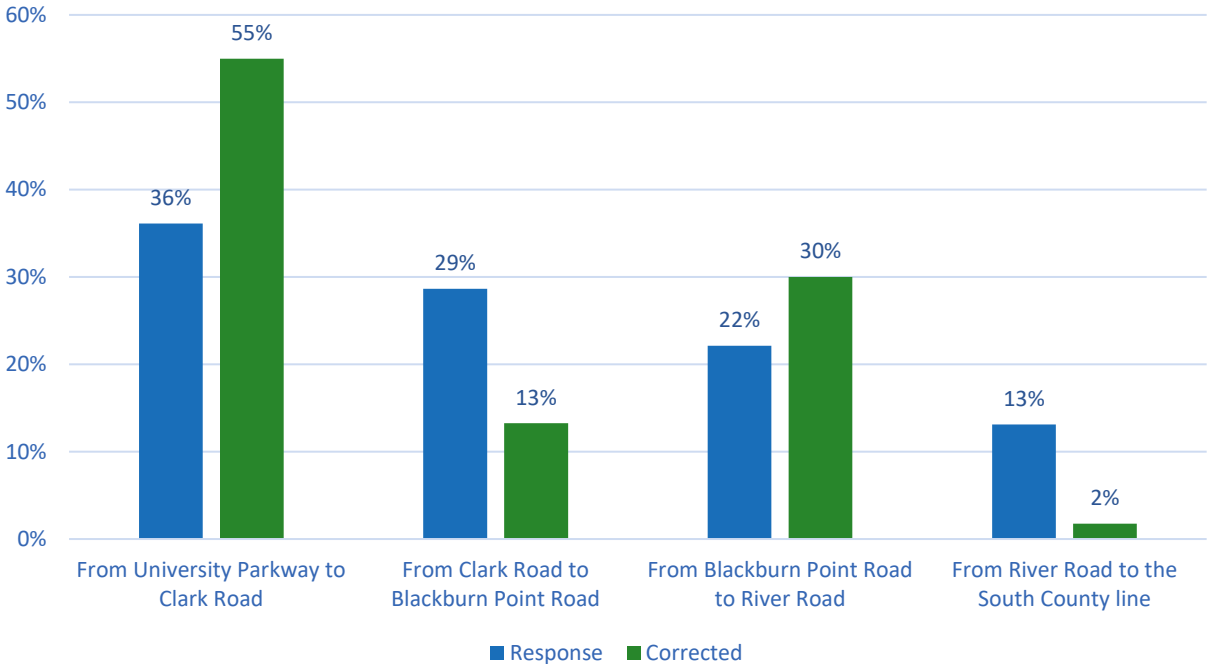
## Appendix F: Location Correction

Historically, there is widespread confusion for residents as to where they live in Sarasota County. Within the County, there are three cities and one town, and if you live anywhere else outside of those four designated municipalities, you live in unincorporated Sarasota County.

The three graphs below compare respondents' self-reported location to where they actually live. The correction is important because many people typically believe they live in a city when in fact, they do not. In the sample, which is representative of the location, 67% of respondents live in the unincorporated county and 33% live in a city.



### Unincorporated Location



## Appendix G: Cross Tabulations of Residential Location

The following cross-tabulations compare residential location: Residents living in an unincorporated area versus residents living in a city.

### Q1. How long have you lived in Sarasota County?

		Resident Location	
		Unincorporated	In a City
Base		828	417
How long have you lived in Sarasota County?	Less than one year	3%	3%
	1-5 years	14%	16%
	6-10 years	24%	21%
	More than 10 years	58%	60%
	DK/NA/Refused	0%	0%

### Q2. Is Sarasota County your permanent residence or do you reside here just part of the year?

		Resident Location	
		Unincorporated	In a City
Base		828	417
Is Sarasota County your permanent residence, or do you live here just part of the year?	Year-round (permanent resident)	99%	98%
	Part of the year (seasonal resident)	1%	2%
	DK/NA/Refused	0%	0%

### Q3. Do you have plans to move away from Sarasota County within the next year?

		Resident Location	
		Unincorporated	In a City
Base		817	410
Do you have plans to move away from Sarasota County within the next year?	Yes	3%	4%
	No	90%	89%
	DK/NA/Refused	7%	7%

**Q4. Within the next year, do you have plans to become a permanent resident of Sarasota County?**

		Resident Location	
		Unincorporated	In a City
Base		11	7
Within the next year, do you have plans to become a permanent resident of Sarasota County?	Yes	0%	31%
	No	70%	56%
	DK/NA/Refused	30%	13%

**Q5. How would you rate the overall quality of life in Sarasota County?**

		Resident Location	
		Unincorporated	In a City
Base		828	417
How would you rate the overall quality of life in Sarasota County?	Excellent	51%	55%
	Good	44%	40%
	Fair	4%	3%
	Poor	1%	0%
	DK/NA/Refused	0%	1%

**Q6. In your opinion, what is the most important issue facing Sarasota County today?**

		Resident Location	
		Unincorporated	In a City
Base		828	417
In your opinion, what is the most important issue facing Sarasota County today?	Traffic/Transportation	4%	2%
	Population growth/new development	26%	26%
	Stormwater/drainage/flooding	2%	2%
	Crime	3%	3%
	Government and elected officials	2%	1%

Government contracting	0%	1%
Negative business climate (permitting, licensing)	1%	0%
Government overregulation (environmental standards, zoning)	1%	1%
Ethics of public officials	1%	1%
Election	3%	2%
Diversity	2%	2%
Water	2%	3%
Taxes	2%	5%
Quality of our waterways	2%	3%
Health Care	3%	4%
Racial concerns	2%	2%
Youth services	1%	1%
Drugs/substance abuse	1%	1%
Homelessness	3%	4%
Economy/jobs	4%	4%
Energy costs (gas, electric)	1%	1%
Climate change/global warming	2%	1%
Insurance	0%	1%
Public schools	2%	2%
Affordable housing	3%	2%
Senior services	0%	0%
Hurricanes	0%	0%
Immigration	0%	0%
Neighborhood deterioration	0%	0%
Other	1%	2%
There are no serious problems	18%	17%
DK/NA/Refused	2%	2%
Road conditions	1%	0%
COVID-19 Pandemic	3%	3%

National politics	0%	1%
Red tide	0%	0%

**Q7. Where do you currently live in Sarasota County? Do you live inside a city or in an unincorporated area?**

		Resident Location	
		Unincorporated	In a City
Base		828	417
Resident Location	Unincorporated	100%	0%
	In a City	0%	100%

**Q7A. Where (city)?**

		Resident Location	
		Unincorporated	In a City
Base		828	417
City	Sarasota City	0%	37%
	Venice City	0%	14%
	North Port	0%	44%
	Longboat Key	0%	5%

**Q7B. Where (county)?**

		Resident Location	
		Unincorporated	In a City
Base		828	417
Unincorporated	University Parkway to Clark Road	55%	0%
	Clark Road to Blackburn Point Road	13%	0%
	Blackburn Point Road to River Road	30%	0%
	River Road to the South County Line	2%	0%



**Q8. What would you say is putting the greatest stress on your own household's finances right now?**

		Resident Location	
		Unincorporated	In a City
Base		828	417
What would you say is putting the greatest stress on your own household's finances right now?	Employment/jobs	2%	3%
	Property taxes	8%	7%
	Taxes in general	5%	7%
	Household finances	8%	6%
	Home foreclosure (possibility of; already happened)	0%	1%
	Home insurance	3%	5%
	Investment portfolio shrinkage	1%	1%
	Prescription drugs	2%	3%
	Health care cost	6%	7%
	Child-raising cost (day care, tuition, clothes, etc.)	3%	1%
	Elder care cost	1%	1%
	Personal debt (loan repayments, mortgages, credit cards, etc.)	2%	5%
	Car payments	1%	0%
	Gas prices	1%	1%
	Rising rental rates	4%	5%
	Alimony, child support	0%	0%
	Other	1%	1%
	None of the above -- no stresses being felt	45%	40%
	DK/NA/Refused	3%	3%
	COVID-19/Pandemic	2%	2%
	Food prices	1%	1%
Economy	0%	0%	

**Q9. Please tell me if you are very satisfied, somewhat satisfied, somewhat dissatisfied, or very dissatisfied with most of the many services provided by Sarasota County government today, excluding the School Board.**

		Resident Location	
		Unincorporated	In a City
Base		828	417
Please tell me if you are very satisfied, somewhat satisfied, somewhat dissatisfied, or very dissatisfied with most of the many services provided by Sarasota County government today, excluding the School Board.	Very satisfied	42%	47%
	Somewhat satisfied	52%	45%
	Somewhat dissatisfied	3%	5%
	Very dissatisfied	1%	0%
	DK/NA/Refused	2%	3%

**Q10A. Would you recommend Sarasota County to a friend, family member or acquaintance, as a place to: Live**

		Resident Location	
		Unincorporated	In a City
Base		828	417
Would you recommend Sarasota County to a friend, family member or acquaintance, as a place to: Live	Definitely	67%	65%
	Probably	22%	24%
	Maybe	5%	8%
	Probably not	1%	2%
	Definitely not	4%	2%

**Q10B. Would you recommend Sarasota County to a friend, family member or acquaintance, as a place to: Raise Children**

		Resident Location	
		Unincorporated	In a City
Base		828	417

Would you recommend Sarasota County to a friend, family member or acquaintance, as a place to: Raise children	Definitely	59%	58%
	Probably	24%	26%
	Maybe	11%	11%
	Probably not	3%	3%
	Definitely not	3%	2%

**Q10C. Would you recommend Sarasota County to a friend, family member or acquaintance, as a place to: Work**

		Resident Location	
		Unincorporated	In a City
Base		828	417
Would you recommend Sarasota County to a friend, family member or acquaintance, as a place to: Work	Definitely	55%	50%
	Probably	19%	21%
	Maybe	20%	21%
	Probably not	2%	5%
	Definitely not	4%	4%

**Q10D. Would you recommend Sarasota County to a friend, family member or acquaintance, as a place to: Open a Business**

		Resident Location	
		Unincorporated	In a City
Base		828	417
Would you recommend Sarasota County to a friend, family member or acquaintance, as a place to: Open a business	Definitely	52%	46%
	Probably	17%	17%
	Maybe	24%	26%
	Probably not	3%	7%
	Definitely not	5%	4%

**Q10E. Would you recommend Sarasota County to a friend, family member or acquaintance, as a place to: Retire**

		Resident Location	
		Unincorporated	In a City
Base		828	417
Would you recommend Sarasota County to a friend, family member or acquaintance, as a place to: Retire	Definitely	77%	78%
	Probably	14%	14%
	Maybe	5%	5%
	Probably not	1%	1%
	Definitely not	3%	2%

**Q10F. Would you recommend Sarasota County to a friend, family member or acquaintance, as a place to: Vacation**

		Resident Location	
		Unincorporated	In a City
Base		828	417
Would you recommend Sarasota County to a friend, family member or acquaintance, as a place to: Vacation	Definitely	79%	77%
	Probably	12%	14%
	Maybe	6%	6%
	Probably not	0%	2%
	Definitely not	3%	1%

**Q11A. How much of the time do you think you can trust \_\_\_\_\_ to do what is right for Sarasota County residents? A. Federal Government leaders**

		Resident Location	
		Unincorporated	In a City
Base		828	417
How much of the time do you think you can trust Federal Government to do what is right for Sarasota County residents?	Almost always	7%	11%
	Most of the time	43%	47%
	Only some of the time	36%	34%
	Never	14%	8%

**Q11B. State Government leaders**

		Resident Location	
		Unincorporated	In a City
Base		828	417
How much of the time do you think you can trust State Government to do what is right for Sarasota County residents?	Almost always	8%	10%
	Most of the time	48%	48%
	Only some of the time	33%	33%
	Never	10%	9%

### Q11C. Sarasota County Government leaders

		Resident Location	
		Unincorporated	In a City
Base		828	417
How much of the time do you think you can trust Sarasota County Government to do what is right for Sarasota County residents?	Almost always	13%	11%
	Most of the time	58%	59%
	Only some of the time	23%	23%
	Never	7%	7%

### Q11D. Your City Government leaders

		Resident Location	
		Unincorporated	In a City
Base		828	417
How much of the time do you think you can trust Your City Government to do what is right for Sarasota County residents?	Almost always	12%	11%
	Most of the time	50%	54%
	Only some of the time	16%	22%
	Never	22%	13%

### Q12. Over the past year, have you contacted any county office or official for service or to get information?

		Resident Location	
		Unincorporated	In a City

Base		828	417
Over the past year, have you contacted any County office or official for service or to get information?	Yes	18%	16%
	No	79%	81%
	DK/NA/Refused	3%	3%

**Q13a. What service(s) have you contacted the county about?: Permitting**

		Resident Location	
		Unincorporated	In a City
Base		828	417
Permitting	Yes	4%	3%
	Not Mentioned	96%	97%

**Q13b. What service(s) have you contacted the county about?: Building inspections**

		Resident Location	
		Unincorporated	In a City
Base		828	417
Building inspections	Yes	2%	0%
	Not Mentioned	98%	100%

**Q13c. What service(s) have you contacted the county about?: Water**

		Resident Location	
		Unincorporated	In a City
Base		828	417
Water	Yes	1%	1%
	Not Mentioned	99%	99%

**Q13d. What service(s) have you contacted the county about?: Wastewater**

		Resident Location	
		Unincorporated	In a City

Base		828	417
Wastewater	Yes	0%	0%
	Not Mentioned	100%	100%

**Q13e. What service(s) have you contacted the county about?: Stormwater**

		Resident Location	
		Unincorporated	In a City
Base		828	417
Stormwater	Yes	1%	0%
	Not Mentioned	99%	100%

**Q13f. What service(s) have you contacted the county about?: Contact center**

		Resident Location	
		Unincorporated	In a City
Base		828	417
Contact center	Yes	1%	1%
	Not Mentioned	99%	99%

**Q13g. What service(s) have you contacted the county about?: Health department**

		Resident Location	
		Unincorporated	In a City
Base		828	417
Health department	Yes	1%	2%
	Not Mentioned	99%	98%

**Q13h. What service(s) have you contacted the county about?: Libraries**

		Resident Location	
		Unincorporated	In a City
Base		828	417

Libraries	Yes	0%	0%
	Not Mentioned	100%	100%

**Q13i. What service(s) have you contacted the county about?: Parks**

		Resident Location	
		Unincorporated	In a City
Base		828	417
Parks	Yes	0%	1%
	Not Mentioned	100%	99%

**Q13j. What service(s) have you contacted the county about?: Human resources**

		Resident Location	
		Unincorporated	In a City
Base		828	417
Human resources	Yes	0%	1%
	Not Mentioned	100%	99%

**Q13k. What service(s) have you contacted the county about?: Roads, signs, and street lights**

		Resident Location	
		Unincorporated	In a City
Base		828	417
Roads, signs, and street lights	Yes	0%	0%
	Not Mentioned	100%	100%

**Q13l. What service(s) have you contacted the county about?: Garbage collection**

		Resident Location	
		Unincorporated	In a City
Base		828	417
Garbage collection	Yes	2%	1%



Not Mentioned	98%	99%
---------------	-----	-----

**Q13m. What service(s) have you contacted the county about?: Recycling**

		Resident Location	
		Unincorporated	In a City
Base		828	417
Recycling	Yes	1%	1%
	Not Mentioned	99%	99%

**Q13n. What service(s) have you contacted the county about?: Mass transit**

		Resident Location	
		Unincorporated	In a City
Base		828	417
Mass transit	Yes	0%	0%
	Not Mentioned	100%	100%

**Q13o. What service(s) have you contacted the county about?: Other**

		Resident Location	
		Unincorporated	In a City
Base		828	417
Other	Yes	5%	4%
	Not Mentioned	95%	96%

**Q14a. By what means did you contact \_\_\_\_\_?**

		Resident Location	
		Unincorporated	In a City
Base		147	68
By what means did you contact	Phone	78%	79%

	In-person	16%	12%
	Email	6%	6%
	Social Media	0%	3%

**Q14b. By what means did you contact \_\_\_\_\_?**

		Resident Location	
		Unincorporated	In a City
Base		4	0
By what means did you contact	In-person	89%	0%
	Email	11%	0%

**Q15A. In your interactions with the County, were you: Treated with respect?**

		Resident Location	
		Unincorporated	In a City
Base		147	68
In your interactions with the County, were you treated with respect?	Yes	96%	99%
	No	4%	1%

**Q15B. Given correct information?**

		Resident Location	
		Unincorporated	In a City
Base		147	68
In your interactions with the County, were you given correct information?	Yes	92%	86%
	No	8%	6%
	DK/NA/Refused	1%	8%

**Q15C. Helped in a timely fashion?**

		Resident Location	
		Unincorporated	In a City

Base		147	68
In your interactions with the County, were you helped in a timely fashion?	Yes	85%	80%
	No	13%	16%
	DK/NA/Refused	1%	5%

**Q16A. Please tell me how important it is that your community possesses... Nature preserves.**

		Resident Location	
		Unincorporated	In a City
Base		828	417
Using a scale of 1 to 10, with 1 being the least important and 10 being the most important, how important is it that your community possesses: Nature preserves	Least Important	0%	0%
	2.00	0%	0%
	3.00	1%	1%
	4.00	1%	1%
	5.00	7%	7%
	6.00	7%	7%
	7.00	13%	13%
	8.00	12%	7%
	9.00	7%	10%
	Most Important	53%	55%

**Q16B. Water quality.**

		Resident Location	
		Unincorporated	In a City
Base		828	417
Using a scale of 1 to 10, with 1 being the least important and 10 being the most important, how important is it that your community possesses: Water quality	Least Important	0%	0%
	2.00	0%	0%
	3.00	0%	0%
	4.00	1%	1%
	5.00	4%	3%
	6.00	4%	3%
	7.00	4%	6%
	8.00	16%	13%
	9.00	8%	9%

Most Important	62%	64%
----------------	-----	-----

**Q16C. Air quality.**

		Resident Location	
		Unincorporated	In a City
Base		828	417
Using a scale of 1 to 10, with 1 being the least important and 10 being the most important, how important is it that your community possesses: Air quality	Least Important	0%	0%
	3.00	0%	0%
	4.00	0%	1%
	5.00	5%	3%
	6.00	4%	2%
	7.00	4%	5%
	8.00	17%	14%
	9.00	9%	10%
	Most Important	61%	64%

**Q16D. Efficient energy consumption.**

		Resident Location	
		Unincorporated	In a City
Base		828	417
Using a scale of 1 to 10, with 1 being the least important and 10 being the most important, how important is it that your community possesses: Efficient energy consumption	Least Important	1%	1%
	2.00	0%	0%
	3.00	1%	0%
	4.00	0%	0%
	5.00	6%	3%
	6.00	7%	4%
	7.00	8%	10%
	8.00	20%	15%
	9.00	6%	9%

Most Important	51%	57%
----------------	-----	-----

**Q16E. Transportation.**

		Resident Location	
		Unincorporated	In a City
Base		828	417
Using a scale of 1 to 10, with 1 being the least important and 10 being the most important, how important is it that your community possesses: Transportation	Least Important	2%	1%
	2.00	1%	1%
	3.00	1%	0%
	4.00	1%	1%
	5.00	13%	6%
	6.00	8%	8%
	7.00	10%	13%
	8.00	20%	16%
	9.00	5%	9%
	Most Important	40%	44%

**Q16F. Road and infrastructure maintenance.**

		Resident Location	
		Unincorporated	In a City
Base		828	417
Using a scale of 1 to 10, with 1 being the least important and 10 being the most important, how important is it that your community possesses: Road and infrastructure maintenance	Least Important	0%	0%
	2.00	0%	0%
	3.00	0%	0%
	4.00	1%	0%
	5.00	5%	4%
	6.00	5%	4%
	7.00	9%	11%
	8.00	22%	18%

	9.00	7%	11%
	Most Important	50%	51%

**Q16G. Parking availability.**

		Resident Location	
		Unincorporated	In a City
Base		828	417
Using a scale of 1 to 10, with 1 being the least important and 10 being the most important, how important is it that your community possesses: Parking availability	Least Important	1%	1%
	2.00	1%	0%
	3.00	1%	0%
	4.00	1%	2%
	5.00	9%	7%
	6.00	7%	5%
	7.00	11%	13%
	8.00	23%	18%
	9.00	4%	9%
	Most Important	42%	46%

**Q16H. Storm and flooding resiliency.**

		Resident Location	
		Unincorporated	In a City
Base		828	417
Using a scale of 1 to 10, with 1 being the least important and 10 being the most important, how important is it that your community possesses: Storm and flooding resiliency	Least Important	0%	0%
	2.00	1%	0%
	3.00	0%	0%
	4.00	1%	0%
	5.00	8%	3%
	6.00	6%	5%
	7.00	8%	10%

	8.00	18%	16%
	9.00	7%	11%
	Most Important	51%	56%

**Q16I. Traffic flow specific to barrier islands.**

		Resident Location	
		Unincorporated	In a City
Base		828	417
Using a scale of 1 to 10, with 1 being the least important and 10 being the most important, how important is it that your community possesses: Traffic flow specific to barrier Islands	Least Important	2%	1%
	2.00	1%	1%
	3.00	1%	0%
	4.00	1%	2%
	5.00	10%	6%
	6.00	10%	9%
	7.00	9%	10%
	8.00	16%	15%
	9.00	5%	8%
	Most Important	46%	49%

**Q16J. General traffic flow.**

		Resident Location	
		Unincorporated	In a City
Base		828	417
Using a scale of 1 to 10, with 1 being the least important and 10 being the most important, how important is it that your community possesses: General traffic flow	Least Important	1%	0%
	2.00	0%	0%
	3.00	0%	0%
	4.00	1%	1%
	5.00	7%	4%
	6.00	7%	5%

7.00	9%	15%
8.00	23%	16%
9.00	5%	8%
Most Important	47%	51%

**Q17A. Please tell me how satisfied you are with your experience with... Nature preserves.**

		Resident Location	
		Unincorporated	In a City
Base		828	417
Please use a 10-point scale where 1 represents completely unsatisfied, and 10 represents extremely satisfied. In your personal experience, what is your experience with: Nature preserves	Completely Unsatisfied	1%	1%
	3.00	1%	1%
	4.00	1%	1%
	5.00	6%	7%
	6.00	8%	8%
	7.00	22%	22%
	8.00	30%	30%
	9.00	17%	15%
	Completely Satisfied	14%	16%

**Q17B. Water quality.**

		Resident Location	
		Unincorporated	In a City
Base		828	417
Please use a 10-point scale where 1 represents completely unsatisfied, and 10 represents extremely satisfied. In your personal experience, what is your experience with: Water quality	Completely Unsatisfied	2%	1%
	2.00	0%	1%
	3.00	2%	0%
	4.00	3%	3%
	5.00	9%	10%
	6.00	10%	10%



	7.00	26%	29%
	8.00	29%	26%
	9.00	8%	8%
	Completely Satisfied	11%	13%

### Q17C. Air quality.

		Resident Location	
		Unincorporated	In a City
Base		828	417
Please use a 10-point scale where 1 represents completely unsatisfied, and 10 represents extremely satisfied. In your personal experience, what is your experience with: Air quality	Completely Unsatisfied	1%	1%
	2.00	0%	0%
	3.00	1%	0%
	4.00	1%	2%
	5.00	6%	6%
	6.00	6%	6%
	7.00	21%	22%
	8.00	31%	28%
	9.00	17%	17%
	Completely Satisfied	17%	19%

### Q17D. Efficient energy consumption.

		Resident Location	
		Unincorporated	In a City
Base		828	417
Please use a 10-point scale where 1 represents completely unsatisfied, and 10 represents extremely satisfied. In your personal experience, what is your experience with: Efficient energy consumption	Completely Unsatisfied	0%	1%
	2.00	1%	0%
	3.00	1%	1%
	4.00	1%	2%
	5.00	7%	8%
	6.00	10%	10%

	7.00	24%	25%
	8.00	34%	31%
	9.00	10%	9%
	Completely Satisfied	11%	12%

### Q17E. Transportation.

		Resident Location	
		Unincorporated	In a City
Base		828	417
Please use a 10-point scale where 1 represents completely unsatisfied, and 10 represents extremely satisfied. In your personal experience, what is your experience with: Transportation	Completely Unsatisfied	1%	1%
	2.00	1%	1%
	3.00	2%	2%
	4.00	2%	4%
	5.00	22%	21%
	6.00	13%	13%
	7.00	28%	30%
	8.00	19%	15%
	9.00	3%	4%
	Completely Satisfied	9%	9%

### Q17F. Road and infrastructure maintenance.

		Resident Location	
		Unincorporated	In a City
Base		828	417
Please use a 10-point scale where 1 represents completely unsatisfied, and 10 represents extremely satisfied. In your personal experience, what is your experience with: Road and infrastructure maintenance	Completely Unsatisfied	1%	1%
	2.00	0%	1%
	3.00	2%	1%
	4.00	2%	3%
	5.00	8%	8%
	6.00	15%	13%

	7.00	28%	31%
	8.00	30%	29%
	9.00	5%	4%
	Completely Satisfied	10%	10%

**Q17G. Parking availability.**

		Resident Location	
		Unincorporated	In a City
Base		828	417
Please use a 10-point scale where 1 represents completely unsatisfied, and 10 represents extremely satisfied. In your personal experience, what is your experience with: Parking availability	Completely Unsatisfied	1%	1%
	2.00	1%	0%
	3.00	2%	1%
	4.00	2%	3%
	5.00	14%	15%
	6.00	18%	20%
	7.00	26%	26%
	8.00	25%	21%
	9.00	3%	3%
	Completely Satisfied	9%	10%

**Q17H. Storm and flooding resiliency.**

		Resident Location	
		Unincorporated	In a City
Base		828	417
Please use a 10-point scale where 1 represents completely unsatisfied, and 10 represents extremely satisfied. In your personal experience, what is your experience with: Storm and flooding resiliency	Completely Unsatisfied	1%	1%
	2.00	1%	1%
	3.00	1%	1%
	4.00	2%	2%
	5.00	9%	11%

	6.00	11%	11%
	7.00	31%	34%
	8.00	28%	24%
	9.00	5%	4%
	Completely Satisfied	11%	12%

**Q17I. Traffic flow specific to barrier islands.**

		Resident Location	
		Unincorporated	In a City
Base		828	417
Please use a 10-point scale where 1 represents completely unsatisfied, and 10 represents extremely satisfied. In your personal experience, what is your experience with: Traffic flow specific to barrier islands	Completely Unsatisfied	2%	2%
	2.00	1%	3%
	3.00	3%	2%
	4.00	8%	9%
	5.00	20%	22%
	6.00	21%	20%
	7.00	17%	18%
	8.00	17%	13%
	9.00	2%	2%
	Completely Satisfied	9%	8%

**Q17J. General traffic flow.**

		Resident Location	
		Unincorporated	In a City
Base		828	417
Please use a 10-point scale where 1 represents completely unsatisfied, and 10 represents extremely satisfied. In your personal experience, what is your experience with: General traffic flow	Completely Unsatisfied	1%	1%
	2.00	1%	1%
	3.00	2%	1%
	4.00	4%	4%
	5.00	17%	18%
	6.00	23%	24%

	7.00	21%	22%
	8.00	18%	17%
	9.00	2%	3%
	Completely Satisfied	10%	9%

**Q18. What do you think is the single biggest thing that can contribute to the growth of Sarasota County's economy?**

		Resident Location	
		Unincorporated	In a City
Base		828	417
What do you think is the single biggest thing that can contribute to the growth of Sarasota County's economy?	Sports tourism	12%	9%
	Retail	8%	8%
	Residential construction	3%	3%
	Commercial Development	5%	9%
	Arts and culture	8%	11%
	Eco-Tourism	16%	10%
	Health and wellness	11%	11%
	Manufacturing	13%	10%
	Workforce housing	6%	8%
	Transportation	1%	3%
	Workforce training or re-training	12%	11%
	Other	2%	2%
	Don't know	2%	3%
	All of the above	1%	0%

**Q19. Some residents believe that the spending priorities of Sarasota County government are about right. Others believe that the County needs to reprioritize its budget. Which view comes closest to your own?**

		Resident Location	
		Unincorporated	In a City
Base		828	417

Some residents believe that the spending priorities of Sarasota County government are about right. Others believe that the County needs to reprioritize its budget.	Believe spending priorities are about right	55%	57%
Which view comes closest to your own?	Believe County needs to reprioritize its budget	15%	15%
	DK/NA/Refused	30%	29%

**Q21. Compared to this time last year, do you believe the 'rainy day' general fund reserves is \_\_\_\_\_?**

		Resident Location	
		Unincorporated	In a City
Base		828	417
Compared to this time last year, do you believe the "rainy day" general fund reserves is _?	Doing better	14%	16%
	Doing about the same	33%	36%
	Doing worse	5%	5%
	DK/NA/Refused	48%	43%

**Q22A. Please tell me how important it is for Sarasota County to prioritize resources to..... Road resurfacing**

		Resident Location	
		Unincorporated	In a City
Base		828	417
Please use a scale of 1 to 10, with 1 being the least important and 10 being the most important, how important it is for the County to allocate resources to: Road resurfacing	Least Important	0%	0%
	2.00	0%	0%
	3.00	0%	0%

	4.00	1%	2%
	5.00	12%	11%
	6.00	13%	14%
	7.00	15%	17%
	8.00	26%	26%
	9.00	11%	9%
	Most Important	22%	20%

### Q22B. Beaches

		Resident Location	
		Unincorporated	In a City
Base		828	417
Please use a scale of 1 to 10, with 1 being the least important and 10 being the most important, how important it is for the County to allocate resources to: Beaches	Least Important	0%	0%
	2.00	0%	0%
	3.00	1%	0%
	4.00	2%	1%
	5.00	11%	9%
	6.00	10%	13%
	7.00	25%	23%
	8.00	18%	21%
	9.00	11%	11%
	Most Important	21%	21%

### Q22C. Parks and preserves

		Resident Location	
		Unincorporated	In a City
Base		828	417
Please use a scale of 1 to 10, with 1 being the least important and 10 being the most important, how important it is for the County to allocate resources to: Parks and preserves	Least Important	0%	0%
	2.00	0%	1%
	3.00	2%	2%

	4.00	6%	8%
	5.00	12%	13%
	6.00	10%	13%
	7.00	22%	21%
	8.00	19%	13%
	9.00	7%	8%
	Most Important	21%	21%

### Q22D. Public transportation/traffic congestion

		Resident Location	
		Unincorporated	In a City
Base		828	417
Please use a scale of 1 to 10, with 1 being the least important and 10 being the most important, how important it is for the County to allocate resources to: Public transportation/Traffic Congestion	Least Important	0%	0%
	2.00	1%	0%
	3.00	1%	0%
	4.00	2%	1%
	5.00	10%	8%
	6.00	10%	11%
	7.00	15%	15%
	8.00	20%	20%
	9.00	11%	11%
	Most Important	32%	32%

### Q22E. Existing infrastructure

		Resident Location	
		Unincorporated	In a City
Base		828	417
Please use a scale of 1 to 10, with 1 being the least important and 10 being the most important, how	Least Important	0%	0%
	3.00	0%	0%



important it is for the County to allocate resources to: Existing Infrastructure	4.00	0%	0%
	5.00	10%	8%
	6.00	11%	9%
	7.00	18%	20%
	8.00	29%	32%
	9.00	11%	10%
	Most Important	21%	19%

### Q22F. Water and drainage

		Resident Location	
		Unincorporated	In a City
Base		828	417
Please use a scale of 1 to 10, with 1 being the least important and 10 being the most important, how important it is for the County to allocate resources to: Water and drainage	Least Important	0%	0%
	3.00	1%	0%
	4.00	0%	0%
	5.00	8%	10%
	6.00	12%	12%
	7.00	15%	17%
	8.00	22%	20%
	9.00	15%	15%
Most Important	28%	26%	

### Q22G. Other

		Resident Location	
		Unincorporated	In a City
Base		828	417
Anything else I haven't mentioned?	Record verbatim, probe for specifics	3%	4%

No	97%	96%
----	-----	-----

**Q23. How concerned do you believe Sarasota County is in addressing water quality issues?**

		Resident Location	
		Unincorporated	In a City
Base		828	417
How concerned do you believe Sarasota County is in addressing water quality issues?	Very concerned	14%	15%
	Concerned	57%	56%
	Neither concerned or unconcerned	18%	17%
	Unconcerned	9%	9%
	Very unconcerned	3%	2%

**Q24. How concerned do you believe Sarasota County is with its wastewater infrastructure?**

		Resident Location	
		Unincorporated	In a City
Base		828	417
How concerned do you believe Sarasota County is with its wastewater infrastructure?	Very concerned	12%	13%
	Concerned	56%	55%
	Neither concerned or unconcerned	19%	21%
	Unconcerned	9%	11%
	Very unconcerned	3%	1%

**Q25. Some residents believe that the spending priorities for wastewater infrastructure in Sarasota County government are about right. Others disagree and would like to see spending priorities changed. Which view comes closest to your own?**

		Resident Location
--	--	-------------------

		Resident Location	
		Unincorporated	In a City
Base		828	417
Some residents believe that the spending priorities for wastewater infrastructure in Sarasota County government are about right. Others disagree and would like to see spending priorities changed. Which view comes closest to your own?	Wastewater spending is about right	32%	33%
	Wastewater spending should increase	35%	29%
	Wastewater spending should decrease	6%	6%
	Unsure about wastewater spending	27%	32%

**Q26. Rate how well you believe Sarasota County is with informing the public on wastewater spillage where 1 is not transparent, and 5 is very transparent?**

		Resident Location	
		Unincorporated	In a City
Base		828	417
Rate how well you believe Sarasota County is with informing the public on wastewater spillage where 1 is not transparent, and 5 is very transparent?	Not transparent	19%	20%
	2.00	21%	19%
	3.00	29%	25%
	4.00	11%	12%
	Very transparent	5%	5%
	Don't know	15%	18%

**Q27. Have you signed up for Sarasota County text message alerts/emergency alerts?**

		Resident Location	
		Unincorporated	In a City
Base		828	417

Have you signed up for Sarasota County text message alerts/emergency alerts?	Yes	33%	29%
	No	67%	71%

**Q28a. What sources do you look to for getting COVID-19 information from Sarasota County?: Facebook**

		Resident Location	
		Unincorporated	In a City
Base		828	417
Facebook	Yes	24%	28%
	Not Mentioned	76%	72%

**Q28b. Twitter**

		Resident Location	
		Unincorporated	In a City
Base		828	417
Twitter	Yes	6%	3%
	Not Mentioned	94%	97%

**Q28c. Website**

		Resident Location	
		Unincorporated	In a City
Base		828	417
Website	Yes	19%	21%
	Not Mentioned	81%	79%

**Q28d. YouTube**

		Resident Location	
		Unincorporated	In a City
Base		828	417
YouTube	Yes	4%	2%

Not Mentioned	96%	98%
---------------	-----	-----

**Q28e. Local news**

		Resident Location	
		Unincorporated	In a City
Base		828	417
Local news	Yes	71%	76%
	Not Mentioned	29%	24%

**Q28f. Other**

		Resident Location	
		Unincorporated	In a City
Base		828	417
Other	Yes	13%	13%
	Not Mentioned	87%	87%

**Q29a. During COVID-19 many activities were interrupted and now that things are starting to pick back up, how comfortable are you now to engage in the following?  
Visiting county operated beaches**

		Resident Location	
		Unincorporated	In a City
Base		828	417
During COVID-19 many activities were interrupted and now that things are starting to pick back up, how comfortable are you now to engage in: Visiting county operated beaches	Not at all comfortable	10%	12%
	Somewhat uncomfortable	24%	24%
	Neither comfortable nor uncomfortable	18%	17%
	Somewhat comfortable	21%	19%
	Very comfortable	21%	22%
	DK/NA	6%	6%

**Q29b. Going to a County government building**

		Resident Location	
--	--	-------------------	--

		Resident Location	
		Unincorporated	In a City
Base		828	417
During COVID-19 many activities were interrupted and now that things are starting to pick back up, how comfortable are you now to engage in: Going to a County government building	Not at all comfortable	10%	11%
	Somewhat uncomfortable	27%	28%
	Neither comfortable nor uncomfortable	17%	16%
	Somewhat comfortable	22%	20%
	Very comfortable	19%	18%
	DK/NA	5%	7%

### Q29c. Visiting libraries

		Resident Location	
		Unincorporated	In a City
Base		828	417
During COVID-19 many activities were interrupted and now that things are starting to pick back up, how comfortable are you now to engage in: Visiting libraries	Not at all comfortable	10%	11%
	Somewhat uncomfortable	21%	23%
	Neither comfortable nor uncomfortable	28%	27%
	Somewhat comfortable	18%	17%
	Very comfortable	18%	16%
	DK/NA	6%	7%

### Q29d. Visiting county parks

		Resident Location	
		Unincorporated	In a City
Base		828	417
During COVID-19 many activities were interrupted and now that things are starting to pick back up, how	Not at all comfortable	7%	10%
	Somewhat uncomfortable	20%	21%

comfortable are you now to engage in: Visiting county parks	Neither comfortable nor uncomfortable	18%	16%
	Somewhat comfortable	26%	21%
	Very comfortable	23%	26%
	DK/NA	6%	6%

### Q29e. Getting a permit

		Resident Location	
		Unincorporated	In a City
Base		828	417
During COVID-19 many activities were interrupted and now that things are starting to pick back up, how comfortable are you now to engage in: Getting a permit	Not at all comfortable	9%	10%
	Somewhat uncomfortable	25%	24%
	Neither comfortable nor uncomfortable	19%	19%
	Somewhat comfortable	20%	19%
	Very comfortable	17%	17%
	DK/NA	11%	12%

### Q29f. Dining in restaurants

		Resident Location	
		Unincorporated	In a City
Base		828	417
During COVID-19 many activities were interrupted and now that things are starting to pick back up, how comfortable are you now to engage in: Dining in restaurants	Not at all comfortable	13%	12%
	Somewhat uncomfortable	23%	26%
	Neither comfortable nor uncomfortable	16%	16%
	Somewhat comfortable	21%	19%
	Very comfortable	22%	21%
	DK/NA	5%	5%

### Q31a. How has your employment been affected since the start of the COVID-19 public health situation? Had hours cut at work

Resident Location

		Unincorporated	In a City
Base		828	417
Had hours cut at work	Yes	4%	8%
	Not Mentioned	96%	92%

### Q31b. Had wages/pay cut at work

		Resident Location	
		Unincorporated	In a City
Base		828	417
Had wages/pay cut at work	Yes	2%	4%
	Not Mentioned	98%	96%

### Q31c. Been temporarily furloughed

		Resident Location	
		Unincorporated	In a City
Base		828	417
Been temporarily furloughed	Yes	4%	4%
	Not Mentioned	96%	96%

### Q31d. Been laid off

		Resident Location	
		Unincorporated	In a City
Base		828	417
Been laid off	Yes	5%	6%
	Not Mentioned	95%	94%

### Q31e. Applied for a new job

		Resident Location	
		Unincorporated	In a City
Base		828	417
Applied for a new job	Yes	2%	2%



Not Mentioned	98%	98%
---------------	-----	-----

**Q31f. Been assigned to different duties in a job**

		Resident Location	
		Unincorporated	In a City
Base		828	417
Been assigned to different duties in a job	Yes	2%	3%
	Not Mentioned	98%	97%

**Q31g. Filed for unemployment benefits**

		Resident Location	
		Unincorporated	In a City
Base		828	417
Filed for unemployment benefits	Yes	4%	6%
	Not Mentioned	96%	94%

**Q31h. Begun working at home full-time**

		Resident Location	
		Unincorporated	In a City
Base		828	417
Begun working at home full-time	Yes	3%	6%
	Not Mentioned	97%	94%

**Q31i. Begun working at home part-time**

		Resident Location	
		Unincorporated	In a City
Base		828	417
Begun working at home part-time	Yes	1%	1%
	Not Mentioned	99%	99%

**Q31j. None of the above**

		Resident Location	
		Unincorporated	In a City
Base		828	417
None of the above	Yes	74%	66%
	Not Mentioned	26%	34%

**Q32. How concerned are you about your ability to meet your necessary financial obligations over the next 3 months as a result of the COVID-19 situation?**

		Resident Location	
		Unincorporated	In a City
Base		828	417
How concerned are you about your ability to meet your necessary financial obligations over the next 3 months as a result of the COVID-19 situation?	Very concerned	18%	23%
	Somewhat concerned	14%	19%
	Not very concerned	14%	9%
	Not at all concerned	46%	42%
	Not applicable	7%	7%

**Q33. Which of the following age groups are you in?**

		Resident Location	
		Unincorporated	In a City
Base		828	417
Which of the following age groups are you in?	18-29	12%	11%
	30-49	19%	23%
	50-64	24%	28%
	65-74	22%	22%
	75 and older	23%	17%

**Q34. Are you a homeowner? A renter? Or do you live rent free with your parents, children or a friend?**

		Resident Location	

		Resident Location	
		Unincorporated	In a City
Base		828	417
Are you a homeowner? A renter? Or do you live rent free with your parents, children or a friend?	Homeowner	82%	80%
	Renter	14%	19%
	Live free with someone else	3%	2%
	DK/NA/Refused	1%	0%

### Q34. Homeownership Recode

		Resident Location	
		Unincorporated	In a City
Base		828	417
Homeownership Recode	Homeowner	82%	80%
	Renter	18%	20%

### Q35. Your gender?

		Resident Location	
		Unincorporated	In a City
Base		828	417
Your gender?	Male	52%	41%
	Female	48%	59%

### Q36. What is your present employment status?

		Resident Location	
		Unincorporated	In a City
Base		828	417
What is your present employment status?	Employed full time	30%	30%
	Employed part-time	9%	10%

	Voluntarily not in the workforce (in school; raising family, etc.)	5%	5%
	Unemployed and looking for work	10%	15%
	Retired	43%	39%
	DK/NA/Refused	2%	1%

**Q37. What is the highest level of education you have reached so far?**

		Resident Location	
		Unincorporated	In a City
Base		828	417
What is the highest level of education you have reached so far?	Less than high school	1%	1%
	High school graduate	29%	38%
	Some college	20%	20%
	College graduate	47%	37%
	DK/NA/Refused	3%	4%

**Q37. Education Recode**

		Resident Location	
		Unincorporated	In a City
Base		828	417
Education Recode	High School or Less	33%	43%
	Some College	20%	20%
	College Graduate	47%	37%

**Q38. Which of the following best describes your racial/ethnic origin?**

		Resident Location	
		Unincorporated	In a City
Base		828	417
	White/Caucasian	85%	78%

Which of the following best describes your racial/ethnic origin?	Black/African American	3%	7%
	Hispanic/Latino	8%	12%
	Asian/Pacific Islander	0%	0%
	Other	4%	2%

**Q38. Race Recode**

		Resident Location	
		Unincorporated	In a City
Base		828	417
Race Recode	White/Caucasian	85%	78%
	Black/African American	3%	7%
	Hispanic/Latino	8%	12%
	Other	4%	3%

**Q39. Please identify the annual income category your household falls into?**

		Resident Location	
		Unincorporated	In a City
Base		828	417
Please identify the annual income category your household falls into?	Less than \$30,000	6%	4%
	\$30,000 - \$49,999	18%	21%
	\$50,000 - \$99,999	33%	33%
	\$100,000 +	23%	18%
	DK/NA/Refused	19%	16%

**Q40. Is there a child under 18 living in your home?**

		Resident Location	
		Unincorporated	In a City
Base		828	417
Is there a child under 18 living in your home?	Yes	27%	31%
	No	70%	67%

DK/NA/Refused	3%	2%
---------------	----	----

**Q40. Children Recode**

		Resident Location	
		Unincorporated	In a City
Base		828	417
Children Recode	Yes	27%	31%
	No	73%	69%

**Q41. Are you a business owner or self-employed in Sarasota County?**

		Resident Location	
		Unincorporated	In a City
Base		828	417
Are you a business owner or self-employed in Sarasota County?	Yes	9%	8%
	No	89%	90%
	DK/NA/Refused	2%	3%

## Appendix H: Cross Tabulations of City Location

The following cross tabulations compare responses of those living in a city: Sarasota City, Venice City, North Port, Town of Longboat Key.

### Q1. How long have you lived in Sarasota County?

		Sarasota City	City Venice City	North Port	Longboat Key
Base		155	59	182	21
How long have you lived in Sarasota County?	Less than one year	3%	1%	3%	0%
	1-5 years	14%	11%	19%	12%
	6-10 years	20%	28%	18%	30%
	More than 10 years	61%	59%	59%	58%
	DK/NA/Refused	1%	0%	0%	0%

### Q2. Is Sarasota County your permanent residence or do you reside here just part of the year?

		Sarasota City	City Venice City	North Port	Longboat Key
Base		155	59	182	21
Is Sarasota County your permanent residence, or do you live here just part of the year?	Year-round (permanent resident)	99%	98%	98%	100%
	Part of the year (seasonal resident)	1%	2%	2%	0%
	DK/NA/Refused	1%	0%	0%	0%

### Q3. Do you have plans to move away from Sarasota County within the next year?

		Sarasota City	City Venice City	North Port	Longboat Key
Base		153	58	178	21
Do you have plans to move away from Sarasota County within the next year?	Yes	3%	4%	4%	18%
	No	89%	90%	89%	78%
	DK/NA/Refused	9%	6%	7%	4%

**Q4. Within the next year, do you have plans to become a permanent resident of Sarasota County?**

		City		
		Sarasota City	Venice City	North Port
Base		1	1	4
Within the next year, do you have plans to become a permanent resident of Sarasota County?	Yes	0%	0%	48%
	No	0%	100%	52%
	DK/NA/Refused	100%	0%	0%

**Q5. How would you rate the overall quality of life in Sarasota County?**

		City			
		Sarasota City	Venice City	North Port	Longboat Key
Base		155	59	182	21
How would you rate the overall quality of life in Sarasota County?	Excellent	49%	55%	58%	79%
	Good	45%	40%	39%	13%
	Fair	2%	5%	3%	8%
	Poor	1%	0%	0%	0%
	DK/NA/Refused	3%	0%	0%	0%

**Q6. In your opinion, what is the most important issue facing Sarasota County today?**

		City			
		Sarasota City	Venice City	North Port	Longboat Key
Base		155	59	182	21
In your opinion, what is the most important issue facing Sarasota County today?	Traffic/Transportation	1%	3%	2%	10%
	Population growth/new development	30%	22%	22%	31%
	Stormwater/drainage/flooding	2%	0%	2%	0%
	Crime	2%	3%	3%	3%
	Government and elected officials	0%	2%	1%	2%
	Government contracting	0%	1%	2%	0%
	Negative business climate (permitting, licensing)	0%	0%	0%	0%



Government overregulation (environmental standards, zoning)	0%	0%	1%	0%
Ethics of public officials	0%	7%	1%	0%
Election	1%	5%	3%	0%
Diversity	2%	0%	3%	2%
Water	3%	4%	3%	0%
Taxes	3%	4%	8%	0%
Quality of our waterways	3%	8%	2%	0%
Health Care	4%	0%	5%	0%
Racial concerns	3%	1%	1%	0%
Youth services	0%	4%	0%	0%
Drugs/substance abuse	2%	0%	2%	0%
Homelessness	4%	7%	3%	14%
Economy/jobs	5%	2%	5%	0%
Energy costs (gas, electric)	2%	3%	0%	0%
Climate change/global warming	1%	0%	1%	0%
Insurance	0%	0%	0%	10%
Public schools	3%	0%	3%	0%
Affordable housing	4%	1%	2%	0%
Senior services	1%	0%	0%	0%
Hurricanes	0%	0%	0%	0%
Other	1%	2%	1%	8%
There are no serious problems	16%	19%	18%	13%
DK/NA/Refused	4%	0%	1%	0%
COVID-19 Pandemic	4%	2%	3%	0%
National politics	1%	0%	2%	6%

**Q7. Where do you currently live in Sarasota County? Do you live inside a city or in an unincorporated area?**

		City			
		Sarasota City	Venice City	North Port	Longboat Key
Base		155	59	182	21
Resident Location	In a City	100%	100%	100%	100%

**Q7A. Where (city)?**

		City			
		Sarasota City	Venice City	North Port	Longboat Key
Base		155	59	182	21
City	Sarasota City	100%	0%	0%	0%
	Venice City	0%	100%	0%	0%
	North Port	0%	0%	100%	0%
	Longboat Key	0%	0%	0%	100%

**Q8. What would you say is putting the greatest stress on your own household's finances right now?**

		City			
		Sarasota City	Venice City	North Port	Longboat Key
Base		155	59	182	21
What would you say is putting the greatest stress on your own household's finances right now?	Employment/jobs	4%	1%	2%	0%
	Property taxes	9%	4%	7%	7%
	Taxes in general	7%	3%	8%	0%
	Household finances	6%	9%	6%	6%
	Home foreclosure (possibility of; already happened)	0%	1%	1%	0%
	Home insurance	4%	6%	4%	10%
	Investment portfolio shrinkage	0%	0%	1%	0%
	Prescription drugs	2%	1%	4%	0%
	Health care cost	7%	3%	8%	9%

Child-raising cost (day care, tuition, clothes, etc.)	0%	0%	3%	0%
Elder care cost	1%	0%	2%	0%
Personal debt (loan repayments, mortgages, credit cards, etc.)	2%	3%	9%	0%
Gas prices	1%	3%	1%	0%
Rising rental rates	7%	4%	4%	0%
Alimony, child support	0%	0%	1%	0%
Other	0%	1%	0%	11%
None of the above --no stresses being felt	41%	57%	31%	57%
DK/NA/Refused	5%	3%	3%	0%
COVID-19/Pandemic	2%	1%	3%	0%
Food prices	2%	0%	2%	0%

**Q9. Please tell me if you are very satisfied, somewhat satisfied, somewhat dissatisfied, or very dissatisfied with most of the many services provided by Sarasota County government today, excluding the School Board.**

		Sarasota City	City Venice City	North Port	Longboat Key
Base		155	59	182	21
Please tell me if you are very satisfied, somewhat satisfied, somewhat dissatisfied, or very dissatisfied with most of the many services provided by Sarasota County government today, excluding the School Board.	Very satisfied	38%	49%	53%	47%
	Somewhat satisfied	51%	42%	41%	51%
	Somewhat dissatisfied	6%	9%	4%	2%
	DK/NA/Refused	5%	0%	2%	0%

**Q10A. Would you recommend Sarasota County to a friend, family member or acquaintance, as a place to: Live**

		Sarasota City	City Venice City	North Port	Longboat Key
--	--	---------------	------------------	------------	--------------

Base		155	59	182	21
Would you recommend Sarasota County to a friend, family member or acquaintance, as a place to: Live	Definitely	59%	75%	64%	79%
	Probably	25%	15%	26%	10%
	Maybe	11%	1%	6%	10%
	Probably not	1%	6%	1%	0%
	Definitely not	3%	3%	2%	2%

**Q10B. Would you recommend Sarasota County to a friend, family member or acquaintance, as a place to: Raise Children**

		Sarasota City	City Venice City	North Port	Longboat Key
Base		155	59	182	21
Would you recommend Sarasota County to a friend, family member or acquaintance, as a place to: Raise children	Definitely	53%	63%	59%	68%
	Probably	27%	20%	29%	12%
	Maybe	14%	6%	9%	8%
	Probably not	2%	10%	2%	4%
	Definitely not	4%	0%	1%	8%

**Q10C. Would you recommend Sarasota County to a friend, family member or acquaintance, as a place to: Work**

		Sarasota City	City Venice City	North Port	Longboat Key
Base		155	59	182	21
Would you recommend Sarasota County to a friend, family member or acquaintance, as a place to: Work	Definitely	49%	42%	54%	49%
	Probably	20%	16%	23%	24%
	Maybe	23%	29%	16%	25%
	Probably not	6%	7%	3%	0%
	Definitely not	3%	5%	3%	2%

**Q10D. Would you recommend Sarasota County to a friend, family member or acquaintance, as a place to: Open a Business**

		Sarasota City	City Venice City	North Port	Longboat Key
Base		155	59	182	21
	Definitely	45%	41%	48%	59%

Would you recommend Sarasota County to a friend, family member or acquaintance, as a place to: Open a business	Probably	15%	11%	20%	12%
	Maybe	28%	28%	24%	28%
	Probably not	7%	18%	4%	0%
	Definitely not	5%	2%	4%	2%

**Q10E. Would you recommend Sarasota County to a friend, family member or acquaintance, as a place to: Retire**

		Sarasota City	City Venice City	North Port	Longboat Key
Base		155	59	182	21
Would you recommend Sarasota County to a friend, family member or acquaintance, as a place to: Retire	Definitely	77%	82%	75%	90%
	Probably	14%	11%	17%	0%
	Maybe	5%	1%	6%	8%
	Probably not	1%	4%	1%	0%
	Definitely not	2%	2%	1%	2%

**Q10F. Would you recommend Sarasota County to a friend, family member or acquaintance, as a place to: Vacation**

		Sarasota City	City Venice City	North Port	Longboat Key
Base		155	59	182	21
Would you recommend Sarasota County to a friend, family member or acquaintance, as a place to: Vacation	Definitely	79%	78%	75%	81%
	Probably	13%	13%	16%	2%
	Maybe	6%	4%	5%	18%
	Probably not	0%	4%	2%	0%
	Definitely not	2%	0%	1%	0%

**Q11A. How much of the time do you think you can trust \_\_\_\_\_ to do what is right for Sarasota County residents? A. Federal Government leaders**

		Sarasota City	City Venice City	North Port	Longboat Key
Base		155	59	182	21
How much of the time do you think you can trust Federal Government to do what is right for Sarasota County residents?	Almost always	6%	12%	14%	21%
	Most of the time	42%	57%	47%	53%
	Only some of the time	41%	21%	33%	20%

Never	11%	9%	6%	6%
-------	-----	----	----	----

### Q11B. State Government leaders

		Sarasota City	City Venice City	North Port	Longboat Key
Base		155	59	182	21
How much of the time do you think you can trust State Government to do what is right for Sarasota County residents?	Almost always	8%	9%	12%	14%
	Most of the time	39%	52%	52%	56%
	Only some of the time	41%	27%	30%	17%
	Never	12%	12%	6%	13%

### Q11C. Sarasota County Government leaders

		Sarasota City	City Venice City	North Port	Longboat Key
Base		155	59	182	21
How much of the time do you think you can trust Sarasota County Government to do what is right for Sarasota County residents?	Almost always	8%	8%	14%	21%
	Most of the time	55%	65%	61%	63%
	Only some of the time	29%	18%	21%	16%
	Never	9%	9%	4%	0%

### Q11D. Your City Government leaders

		Sarasota City	City Venice City	North Port	Longboat Key
Base		155	59	182	21
How much of the time do you think you can trust Your City Government to do what is right for Sarasota County residents?	Almost always	9%	7%	14%	11%
	Most of the time	49%	63%	56%	52%
	Only some of the time	27%	15%	22%	8%
	Never	15%	14%	8%	30%

**Q12. Over the past year, have you contacted any county office or official for service or to get information?**

		Sarasota City	City Venice City	North Port	Longboat Key
Base		155	59	182	21
Over the past year, have you contacted any County office or official for service or to get information?	Yes	12%	19%	18%	29%
	No	84%	79%	79%	71%
	DK/NA/Refused	4%	3%	3%	0%

**Q13a. What service(s) have you contacted the county about?: Permitting**

		Sarasota City	City Venice City	North Port	Longboat Key
Base		155	59	182	21
Permitting	Yes	3%	6%	3%	10%
	Not Mentioned	97%	94%	97%	90%

**Q13a. What service(s) have you contacted the county about?: Permitting**

		Sarasota City	City Venice City	North Port	Longboat Key
Base		155	59	182	21
Permitting	Yes	3%	6%	3%	10%
	Not Mentioned	97%	94%	97%	90%

**Q13c. What service(s) have you contacted the county about?: Water**

		Sarasota City	City Venice City	North Port	Longboat Key
Base		155	59	182	21
Water	Yes	1%	2%	1%	0%
	Not Mentioned	99%	98%	99%	100%

**Q13d. What service(s) have you contacted the county about?: Wastewater**

		Sarasota City	City Venice City	North Port	Longboat Key
Base		155	59	182	21
Wastewater	Yes	0%	0%	1%	0%
	Not Mentioned	100%	100%	99%	100%

**Q13e. What service(s) have you contacted the county about?: Stormwater**

		Sarasota City	City Venice City	North Port	Longboat Key
Base		155	59	182	21
Stormwater	Yes	0%	0%	0%	0%
	Not Mentioned	100%	100%	100%	100%

**Q13f. What service(s) have you contacted the county about?: Contact center**

		Sarasota City	City Venice City	North Port	Longboat Key
Base		155	59	182	21
Contact center	Yes	2%	0%	1%	0%
	Not Mentioned	98%	100%	99%	100%

**Q13g. What service(s) have you contacted the county about?: Health department**

		Sarasota City	City Venice City	North Port	Longboat Key
Base		155	59	182	21
Health department	Yes	1%	3%	2%	0%
	Not Mentioned	99%	97%	98%	100%

**Q13h. What service(s) have you contacted the county about?: Libraries**



		Sarasota City	City Venice City	North Port	Longboat Key
Base		155	59	182	21
Libraries	Yes	0%	3%	0%	0%
	Not Mentioned	100%	97%	100%	100%

**Q13i. What service(s) have you contacted the county about?: Parks**

		Sarasota City	City Venice City	North Port	Longboat Key
Base		155	59	182	21
Parks	Yes	0%	0%	2%	0%
	Not Mentioned	100%	100%	98%	100%

**Q13j. What service(s) have you contacted the county about?: Human resources**

		Sarasota City	City Venice City	North Port	Longboat Key
Base		155	59	182	21
Human resources	Yes	1%	0%	1%	0%
	Not Mentioned	99%	100%	99%	100%

**Q13k. What service(s) have you contacted the county about?: Roads, signs, and street lights**

		Sarasota City	City Venice City	North Port	Longboat Key
Base		155	59	182	21
Roads, signs, and street lights	Yes	0%	0%	0%	2%
	Not Mentioned	100%	100%	100%	98%

**Q13l. What service(s) have you contacted the county about?: Garbage collection**

City

		Sarasota City	Venice City	North Port	Longboat Key
Base		155	59	182	21
Garbage collection	Yes	1%	0%	3%	0%
	Not Mentioned	99%	100%	97%	100%

**Q13m. What service(s) have you contacted the county about?: Recycling**

		Sarasota City	City Venice City	North Port	Longboat Key
Base		155	59	182	21
Recycling	Yes	1%	1%	1%	0%
	Not Mentioned	99%	99%	99%	100%

**Q13n. What service(s) have you contacted the county about?: Mass transit**

		Sarasota City	City Venice City	North Port	Longboat Key
Base		155	59	182	21
Mass transit	Yes	0%	0%	0%	4%
	Not Mentioned	100%	100%	100%	96%

**Q13o. What service(s) have you contacted the county about?: Other**

		Sarasota City	City Venice City	North Port	Longboat Key
Base		155	59	182	21
Other	Yes	3%	3%	4%	7%
	Not Mentioned	97%	97%	96%	93%

**Q14a. By what means did you contact \_\_\_\_\_ ?**

		Sarasota City	City Venice City	North Port	Longboat Key
Base		19	11	32	6

By what means did you contact	Phone	93%	63%	82%	43%
	In-person	5%	18%	11%	34%
	Email	2%	19%	1%	24%
	Social Media	0%	0%	6%	0%

**Q15A. In your interactions with the County, were you: Treated with respect?**

		Sarasota City	City Venice City	North Port	Longboat Key
Base		19	11	32	6
In your interactions with the County, were you treated with respect?	Yes	100%	100%	98%	100%
	No	0%	0%	2%	0%

**Q15B. Given correct information?**

		Sarasota City	City Venice City	North Port	Longboat Key
Base		19	11	32	6
In your interactions with the County, were you given correct information?	Yes	76%	100%	85%	100%
	No	13%	0%	5%	0%
	DK/NA/Refused	11%	0%	10%	0%

**Q15C. Helped in a timely fashion?**

		Sarasota City	City Venice City	North Port	Longboat Key
Base		19	11	32	6
In your interactions with the County, were you helped in a timely fashion?	Yes	59%	100%	83%	93%
	No	41%	0%	7%	7%
	DK/NA/Refused	0%	0%	10%	0%

**Q16A. Please tell me how important it is that your community possesses... Nature preserves.**

		Sarasota City	City Venice City	North Port	Longboat Key
Base		155	59	182	21
Using a scale of 1 to 10, with 1 being the least important and 10 being the most important, how important is it that your community possesses: Nature preserves	2.00	0%	0%	1%	0%
	3.00	2%	0%	0%	0%
	4.00	0%	0%	1%	2%
	5.00	13%	4%	3%	0%
	6.00	7%	7%	5%	16%
	7.00	10%	15%	17%	3%
	8.00	6%	6%	8%	2%
	9.00	8%	15%	9%	18%
	Most Important	55%	54%	54%	59%

**Q16B. Water quality.**

		Sarasota City	City Venice City	North Port	Longboat Key
Base		155	59	182	21
Using a scale of 1 to 10, with 1 being the least important and 10 being the most important, how important is it that your community possesses: Water quality	Least Important	0%	0%	1%	0%
	3.00	1%	1%	0%	0%
	4.00	0%	3%	1%	0%
	5.00	2%	1%	4%	0%
	6.00	2%	3%	1%	18%
	7.00	8%	2%	7%	3%
	8.00	13%	11%	16%	2%
	9.00	7%	8%	10%	10%
	Most Important	66%	72%	59%	68%

**Q16C. Air quality.**

		Sarasota City	City Venice City	North Port	Longboat Key
Base		155	59	182	21
Using a scale of 1 to 10, with 1 being the least important and 10 being the most important, how important is it that your community possesses: Air quality	Least Important	0%	1%	0%	0%
	3.00	1%	0%	0%	0%
	4.00	0%	0%	1%	0%
	5.00	3%	4%	3%	0%
	6.00	3%	3%	1%	10%
	7.00	6%	2%	6%	5%
	8.00	15%	12%	15%	4%
	9.00	9%	6%	12%	14%
	Most Important	64%	73%	62%	68%

**Q16D. Efficient energy consumption.**

		Sarasota City	City Venice City	North Port	Longboat Key
Base		155	59	182	21
Using a scale of 1 to 10, with 1 being the least important and 10 being the most important, how important is it that your community possesses: Efficient energy consumption	Least Important	1%	0%	1%	0%
	2.00	0%	0%	1%	0%
	3.00	1%	0%	0%	0%
	5.00	6%	0%	3%	0%
	6.00	4%	7%	2%	12%
	7.00	11%	3%	12%	2%
	8.00	14%	15%	17%	11%
	9.00	11%	5%	8%	17%
	Most Important	52%	70%	57%	58%

**Q16E. Transportation.**

		Sarasota City	City Venice City	North Port	Longboat Key
Base		155	59	182	21
Using a scale of 1 to 10, with 1 being the least important and 10 being the most important, how important is it that your community possesses: Transportation	Least Important	1%	0%	1%	0%
	2.00	0%	1%	1%	0%
	3.00	0%	0%	1%	0%
	4.00	1%	0%	2%	0%
	5.00	7%	2%	6%	2%
	6.00	5%	7%	9%	19%
	7.00	14%	13%	14%	5%
	8.00	17%	20%	15%	16%
	9.00	10%	10%	6%	25%
	Most Important	45%	47%	45%	34%

**Q16F. Road and infrastructure maintenance.**

		Sarasota City	City Venice City	North Port	Longboat Key
Base		155	59	182	21
Using a scale of 1 to 10, with 1 being the least important and 10 being the most important, how important is it that your community possesses: Road and infrastructure maintenance	Least Important	0%	1%	0%	0%
	2.00	0%	1%	0%	2%
	4.00	1%	0%	0%	0%
	5.00	3%	0%	5%	10%
	6.00	4%	5%	5%	10%
	7.00	11%	8%	12%	14%
	8.00	20%	21%	17%	7%
	9.00	10%	9%	12%	18%
	Most Important	52%	55%	50%	39%

**Q16G. Parking availability.**

		Sarasota City	City Venice City	North Port	Longboat Key
Base		155	59	182	21
Using a scale of 1 to 10, with 1 being the least important and 10 being the most important, how important is it that your community possesses: Parking availability	Least Important	2%	0%	0%	0%
	3.00	0%	0%	0%	4%
	4.00	2%	0%	3%	2%
	5.00	3%	9%	9%	10%
	6.00	4%	3%	6%	12%
	7.00	15%	11%	11%	14%
	8.00	17%	29%	15%	13%
	9.00	8%	7%	9%	16%
	Most Important	49%	41%	47%	29%

**Q16H. Storm and flooding resiliency.**

		Sarasota City	City Venice City	North Port	Longboat Key
Base		155	59	182	21
Using a scale of 1 to 10, with 1 being the least important and 10 being the most important, how important is it that your community possesses: Storm and flooding resiliency	2.00	0%	0%	0%	4%
	4.00	0%	0%	0%	0%
	5.00	3%	3%	3%	8%
	6.00	4%	3%	5%	12%
	7.00	11%	6%	10%	5%
	8.00	14%	19%	16%	14%
	9.00	9%	9%	11%	16%
	Most Important	58%	60%	54%	41%

**Q16I. Traffic flow specific to barrier islands.**

		Sarasota City	City Venice City	North Port	Longboat Key
Base		155	59	182	21
Using a scale of 1 to 10, with 1 being the least important and 10 being the most important, how important is it that your community possesses: Traffic flow specific to barrier Islands	Least Important	1%	0%	1%	0%
	2.00	1%	0%	0%	2%
	4.00	1%	1%	3%	0%
	5.00	2%	9%	7%	11%
	6.00	11%	10%	8%	2%
	7.00	12%	4%	10%	12%
	8.00	16%	24%	12%	18%
	9.00	8%	7%	8%	16%
	Most Important	49%	45%	51%	40%

**Q16J. General traffic flow.**

		Sarasota City	City Venice City	North Port	Longboat Key
Base		155	59	182	21
Using a scale of 1 to 10, with 1 being the least important and 10 being the most important, how important is it that your community possesses: General traffic flow	Least Important	0%	0%	0%	2%
	2.00	0%	1%	0%	0%
	4.00	1%	0%	1%	0%
	5.00	3%	3%	6%	0%
	6.00	3%	6%	8%	5%
	7.00	16%	17%	11%	32%
	8.00	18%	17%	14%	8%
	9.00	7%	7%	10%	10%
	Most Important	53%	48%	50%	44%



**Q17A. Please tell me how satisfied you are with your experience with... Nature preserves.**

		Sarasota City	City Venice City	North Port	Longboat Key
Base		155	59	182	21
Please use a 10-point scale where 1 represents completely unsatisfied, and 10 represents extremely satisfied. In your personal experience, what is your experience with: Nature preserves	Completely Unsatisfied	1%	0%	0%	0%
	3.00	0%	0%	1%	0%
	4.00	2%	1%	0%	2%
	5.00	12%	4%	5%	0%
	6.00	7%	7%	9%	12%
	7.00	21%	22%	24%	9%
	8.00	32%	37%	24%	42%
	9.00	10%	15%	18%	16%
	Completely Satisfied	14%	13%	18%	19%

**Q17B. Water quality.**

		Sarasota City	City Venice City	North Port	Longboat Key
Base		155	59	182	21
Please use a 10-point scale where 1 represents completely unsatisfied, and 10 represents extremely satisfied. In your personal experience, what is your experience with: Water quality	Completely Unsatisfied	2%	0%	1%	0%
	2.00	0%	0%	2%	0%
	3.00	1%	0%	0%	0%
	4.00	5%	3%	1%	2%
	5.00	11%	7%	10%	0%
	6.00	13%	4%	9%	10%
	7.00	29%	42%	25%	32%
	8.00	21%	23%	31%	25%
	9.00	8%	14%	7%	2%
	Completely Satisfied	12%	8%	14%	29%

**Q17C. Air quality.**

		Sarasota City	City Venice City	North Port	Longboat Key
Base		155	59	182	21
Please use a 10-point scale where 1 represents completely unsatisfied, and 10 represents extremely satisfied. In your personal experience, what is your experience with: Air quality	Completely Unsatisfied	1%	0%	0%	0%
	4.00	3%	0%	2%	2%
	5.00	7%	4%	5%	0%
	6.00	6%	3%	6%	10%
	7.00	18%	26%	22%	39%
	8.00	29%	23%	31%	11%
	9.00	15%	20%	17%	9%
	Completely Satisfied	19%	25%	16%	29%

**Q17D. Efficient energy consumption.**

		Sarasota City	City Venice City	North Port	Longboat Key
Base		155	59	182	21
Please use a 10-point scale where 1 represents completely unsatisfied, and 10 represents extremely satisfied. In your personal experience, what is your experience with: Efficient energy consumption	Completely Unsatisfied	2%	2%	0%	0%
	3.00	1%	0%	2%	0%
	4.00	3%	3%	1%	2%
	5.00	14%	2%	6%	0%
	6.00	9%	12%	11%	10%
	7.00	24%	39%	20%	39%
	8.00	29%	29%	34%	30%
	9.00	7%	7%	13%	0%
Completely Satisfied	12%	7%	14%	19%	

**Q17E. Transportation.**

		Sarasota City	City Venice City	North Port	Longboat Key
Base		155	59	182	21
Please use a 10-point scale where 1 represents completely unsatisfied, and 10 represents extremely satisfied. In your personal experience, what is your experience with: Transportation	Completely Unsatisfied	2%	2%	1%	0%
	2.00	0%	3%	0%	0%
	3.00	3%	3%	2%	0%
	4.00	4%	3%	5%	2%
	5.00	25%	29%	16%	19%
	6.00	11%	16%	14%	20%
	7.00	27%	28%	32%	32%
	8.00	16%	11%	16%	8%
	9.00	4%	2%	4%	4%
	Completely Satisfied	9%	3%	11%	15%

**Q17F. Road and infrastructure maintenance.**

		Sarasota City	City Venice City	North Port	Longboat Key
Base		155	59	182	21
Please use a 10-point scale where 1 represents completely unsatisfied, and 10 represents extremely satisfied. In your personal experience, what is your experience with: Road and infrastructure maintenance	Completely Unsatisfied	1%	0%	0%	0%
	2.00	1%	3%	1%	0%
	3.00	2%	0%	1%	0%
	4.00	3%	4%	2%	6%
	5.00	12%	5%	6%	0%
	6.00	15%	15%	11%	17%
	7.00	27%	34%	30%	45%
	8.00	27%	29%	32%	17%
	9.00	5%	5%	3%	0%

Completely Satisfied	6%	5%	13%	15%
----------------------	----	----	-----	-----

**Q17G. Parking availability.**

		Sarasota City	City Venice City	North Port	Longboat Key
Base		155	59	182	21
Please use a 10-point scale where 1 represents completely unsatisfied, and 10 represents extremely satisfied. In your personal experience, what is your experience with: Parking availability	Completely Unsatisfied	1%	3%	1%	0%
	3.00	2%	0%	1%	0%
	4.00	3%	0%	5%	2%
	5.00	18%	14%	12%	20%
	6.00	22%	20%	16%	36%
	7.00	24%	32%	26%	16%
	8.00	21%	23%	22%	8%
	9.00	3%	2%	5%	2%
	Completely Satisfied	6%	6%	14%	15%

**Q17H. Storm and flooding resiliency.**

		Sarasota City	City Venice City	North Port	Longboat Key
Base		155	59	182	21
Please use a 10-point scale where 1 represents completely unsatisfied, and 10 represents extremely satisfied. In your personal experience, what is your experience with: Storm and flooding resiliency	Completely Unsatisfied	1%	0%	1%	0%
	2.00	1%	0%	1%	0%
	3.00	1%	0%	1%	0%
	4.00	5%	0%	0%	2%
	5.00	14%	10%	8%	10%
	6.00	10%	7%	13%	15%
	7.00	34%	37%	33%	32%
	8.00	24%	29%	24%	23%
	9.00	4%	5%	4%	0%

Completely Satisfied	6%	12%	15%	19%
----------------------	----	-----	-----	-----

**Q17I. Traffic flow specific to barrier islands.**

		Sarasota City	City Venice City	North Port	Longboat Key
Base		155	59	182	21
Please use a 10-point scale where 1 represents completely unsatisfied, and 10 represents extremely satisfied. In your personal experience, what is your experience with: Traffic flow specific to barrier islands	Completely Unsatisfied	3%	3%	1%	0%
	2.00	4%	3%	2%	0%
	3.00	1%	0%	4%	6%
	4.00	10%	7%	9%	18%
	5.00	27%	21%	19%	10%
	6.00	20%	20%	19%	20%
	7.00	16%	24%	19%	9%
	8.00	10%	17%	14%	18%
	9.00	3%	2%	2%	0%
	Completely Satisfied	5%	3%	12%	19%

**Q17J. General traffic flow.**

		Sarasota City	City Venice City	North Port	Longboat Key
Base		155	59	182	21
Please use a 10-point scale where 1 represents completely unsatisfied, and 10 represents extremely satisfied. In your personal experience, what is your experience with: General traffic flow	Completely Unsatisfied	2%	0%	1%	0%
	2.00	3%	0%	0%	0%
	3.00	1%	1%	1%	0%
	4.00	4%	2%	4%	2%
	5.00	17%	25%	15%	33%
	6.00	26%	21%	24%	26%
	7.00	23%	18%	24%	14%
	8.00	15%	22%	18%	6%

	9.00	2%	7%	2%	0%
	Completely Satisfied	6%	3%	12%	19%

**Q18. What do you think is the single biggest thing that can contribute to the growth of Sarasota County's economy?**

		Sarasota City	City Venice City	North Port	Longboat Key
Base		155	59	182	21
What do you think is the single biggest thing that can contribute to the growth of Sarasota County's economy?	Sports tourism	8%	7%	10%	2%
	Retail	8%	4%	9%	5%
	Residential construction	3%	3%	4%	0%
	Commercial Development	11%	9%	7%	18%
	Arts and culture	11%	10%	10%	18%
	Eco-Tourism	9%	8%	13%	4%
	Health and wellness	11%	17%	10%	13%
	Manufacturing	7%	13%	11%	19%
	Workforce housing	12%	8%	7%	0%
	Transportation	2%	3%	5%	0%
	Workforce training or re-training	10%	9%	13%	15%
	Other	2%	7%	0%	0%
	Don't know	4%	4%	1%	6%
All of the above	1%	0%	0%	0%	

**Q19. Some residents believe that the spending priorities of Sarasota County government are about right. Others believe that the County needs to reprioritize its budget. Which view comes closest to your own?**

		Sarasota City	City Venice City	North Port	Longboat Key
Base		155	59	182	21

Some residents believe that the spending priorities of Sarasota County government are about right. Others believe that the County needs to reprioritize its budget.	Believe spending priorities are about right	53%	74%	53%	68%
Which view comes closest to your own?	Believe County needs to reprioritize its budget	15%	9%	16%	13%
	DK/NA/Refused	32%	17%	31%	18%

**Q21. Compared to this time last year, do you believe the 'rainy day' general fund reserves is \_\_\_\_\_?**

		Sarasota City	City Venice City	North Port	Longboat Key
Base		155	59	182	21
Compared to this time last year, do you believe the "rainy day" general fund reserves is _?	Doing better	15%	13%	15%	35%
	Doing about the same	33%	42%	37%	37%
	Doing worse	7%	2%	4%	6%
	DK/NA/Refused	45%	43%	44%	22%

**Q22A. Please tell me how important it is for Sarasota County to prioritize resources to..... Road resurfacing**

		Sarasota City	City Venice City	North Port	Longboat Key
Base		155	59	182	21
Please use a scale of 1 to 10, with 1 being the least important and 10 being the most important, how important it is for the County to allocate resources to: Road resurfacing	3.00	1%	0%	0%	0%
	4.00	2%	0%	3%	5%
	5.00	12%	8%	11%	12%
	6.00	9%	9%	17%	31%
	7.00	23%	15%	14%	13%
	8.00	28%	29%	27%	9%
	9.00	9%	13%	7%	20%
	Most Important	17%	25%	22%	12%

### Q22B. Beaches

		Sarasota City	City Venice City	North Port	Longboat Key
Base		155	59	182	21
Please use a scale of 1 to 10, with 1 being the least important and 10 being the most important, how important it is for the County to allocate resources to: Beaches	3.00	1%	0%	0%	0%
	4.00	0%	0%	3%	0%
	5.00	11%	10%	8%	6%
	6.00	12%	10%	14%	13%
	7.00	26%	13%	23%	23%
	8.00	22%	21%	18%	35%
	9.00	9%	18%	12%	8%
	Most Important	19%	27%	22%	15%

### Q22C. Parks and preserves

		Sarasota City	City Venice City	North Port	Longboat Key
Base		155	59	182	21
Please use a scale of 1 to 10, with 1 being the least important and 10 being the most important, how important it is for the County to allocate resources to: Parks and preserves	2.00	1%	0%	1%	0%
	3.00	0%	1%	5%	0%
	4.00	5%	3%	9%	18%
	5.00	10%	21%	12%	26%
	6.00	16%	14%	10%	20%
	7.00	26%	10%	23%	4%
	8.00	15%	21%	8%	10%
	9.00	5%	12%	10%	2%
Most Important	22%	17%	21%	20%	



### Q22D. Public transportation/traffic congestion

		Sarasota City	City Venice City	North Port	Longboat Key
Base		155	59	182	21
Please use a scale of 1 to 10, with 1 being the least important and 10 being the most important, how important it is for the County to allocate resources to: Public transportation/Traffic Congestion	2.00	0%	0%	1%	0%
	3.00	0%	0%	1%	0%
	4.00	1%	0%	1%	6%
	5.00	8%	10%	7%	15%
	6.00	10%	9%	12%	20%
	7.00	20%	12%	13%	0%
	8.00	17%	28%	21%	16%
	9.00	15%	17%	6%	16%
	Most Important	29%	24%	38%	27%

### Q22E. Existing infrastructure

		Sarasota City	City Venice City	North Port	Longboat Key
Base		155	59	182	21
Please use a scale of 1 to 10, with 1 being the least important and 10 being the most important, how important it is for the County to allocate resources to: Existing Infrastructure	3.00	1%	0%	0%	0%
	4.00	1%	0%	0%	2%
	5.00	12%	12%	5%	8%
	6.00	7%	6%	12%	11%
	7.00	23%	17%	19%	19%
	8.00	27%	30%	35%	42%
	9.00	12%	10%	9%	8%
	Most Important	18%	24%	20%	10%

### Q22F. Water and drainage

		Sarasota City	City Venice City	North Port	Longboat Key
Base		155	59	182	21
Please use a scale of 1 to 10, with 1 being the least important and 10 being the most important, how important it is for the County to allocate resources to: Water and drainage	3.00	1%	0%	0%	0%
	4.00	0%	3%	0%	0%
	5.00	10%	9%	10%	4%
	6.00	10%	7%	13%	19%
	7.00	22%	9%	16%	12%
	8.00	15%	16%	24%	23%
	9.00	15%	21%	14%	11%
	Most Important	27%	35%	22%	31%

### Q22G. Other

		Sarasota City	City Venice City	North Port	Longboat Key
Base		155	59	182	21
Anything else I haven't mentioned?	Record verbatim, probe for specifics	3%	10%	4%	0%
	No	97%	90%	96%	100%

### Q23. How concerned do you believe Sarasota County is in addressing water quality issues?

		Sarasota City	City Venice City	North Port	Longboat Key
Base		155	59	182	21
Very concerned		16%	16%	13%	15%

How concerned do you believe Sarasota County is in addressing water quality issues?	Concerned	52%	62%	57%	66%
	Neither concerned or unconcerned	19%	10%	19%	10%
	Unconcerned	12%	8%	8%	8%
	Very unconcerned	1%	3%	3%	0%

**Q24. How concerned do you believe Sarasota County is with its wastewater infrastructure?**

		Sarasota City	City Venice City	North Port	Longboat Key
Base		155	59	182	21
How concerned do you believe Sarasota County is with its wastewater infrastructure?	Very concerned	11%	15%	13%	11%
	Concerned	53%	54%	56%	60%
	Neither concerned or unconcerned	23%	18%	21%	20%
	Unconcerned	14%	12%	8%	8%
	Very unconcerned	0%	0%	2%	0%

**Q25. Some residents believe that the spending priorities for wastewater infrastructure in Sarasota County government are about right. Others disagree and would like to see spending priorities changed. Which view comes closest to your own?**

		Sarasota City	City Venice City	North Port	Longboat Key
Base		155	59	182	21
Some residents believe that the spending priorities for wastewater infrastructure in Sarasota County government are about right. Others disagree and would like to see spending priorities changed. Which view comes closest to your own?	Wastewater spending is about right	28%	40%	34%	48%
	Wastewater spending should increase	36%	30%	22%	28%
	Wastewater spending should decrease	7%	5%	6%	0%
	Unsure about wastewater spending	29%	25%	37%	23%

**Q26. Rate how well you believe Sarasota County is with informing the public on wastewater spillage where 1 is not transparent, and 5 is very transparent?**

		Sarasota City	City Venice City	North Port	Longboat Key
Base		155	59	182	21
Rate how well you believe Sarasota County is with informing the public on wastewater spillage where 1 is not transparent, and 5 is very transparent?	Not transparent	31%	19%	14%	4%
	2.00	17%	15%	21%	35%
	3.00	21%	25%	28%	28%
	4.00	11%	19%	11%	13%
	Very transparent	5%	9%	4%	10%
	Don't know	16%	13%	22%	10%

**Q27. Have you signed up for Sarasota County text message alerts/emergency alerts?**

		Sarasota City	City Venice City	North Port	Longboat Key
Base		155	59	182	21
Have you signed up for Sarasota County text message alerts/emergency alerts?	Yes	27%	31%	28%	48%
	No	73%	69%	72%	52%

**Q28a. What sources do you look to for getting COVID-19 information from Sarasota County?: Facebook**

		Sarasota City	City Venice City	North Port	Longboat Key
Base		155	59	182	21
Facebook	Yes	27%	24%	31%	24%
	Not Mentioned	73%	76%	69%	76%

### Q28b. Twitter

		Sarasota City	City Venice City	North Port	Longboat Key
Base		155	59	182	21
Twitter	Yes	4%	3%	2%	0%
	Not Mentioned	96%	97%	98%	100%

### Q28c. Website

		Sarasota City	City Venice City	North Port	Longboat Key
Base		155	59	182	21
Website	Yes	19%	17%	25%	17%
	Not Mentioned	81%	83%	75%	83%

### Q28d. YouTube

		Sarasota City	City Venice City	North Port	Longboat Key
Base		155	59	182	21
YouTube	Yes	1%	0%	3%	0%
	Not Mentioned	99%	100%	97%	100%

### Q28e. Local news

		Sarasota City	City Venice City	North Port	Longboat Key
Base		155	59	182	21
Local news	Yes	71%	76%	81%	61%
	Not Mentioned	29%	24%	19%	39%

### Q28f. Other

		Sarasota City	City Venice City	North Port	Longboat Key
Base		155	59	182	21
Other	Yes	12%	15%	10%	35%
	Not Mentioned	88%	85%	90%	65%

**Q29a. During COVID-19 many activities were interrupted and now that things are starting to pick back up, how comfortable are you now to engage in the following?  
Visiting county operated beaches**

		Sarasota City	City Venice City	North Port	Longboat Key
Base		155	59	182	21
During COVID-19 many activities were interrupted and now that things are starting to pick back up, how comfortable are you now to engage in: Visiting county operated beaches	Not at all comfortable	13%	8%	13%	6%
	Somewhat uncomfortable	22%	29%	23%	32%
	Neither comfortable nor uncomfortable	15%	13%	19%	12%
	Somewhat comfortable	23%	23%	16%	9%
	Very comfortable	20%	17%	24%	41%
	DK/NA	7%	10%	6%	0%

**Q29b. Going to a County government building**

		Sarasota City	City Venice City	North Port	Longboat Key
Base		155	59	182	21
During COVID-19 many activities were interrupted and now that things are starting to pick back up, how comfortable are you now to engage in: Going to a County government building	Not at all comfortable	13%	8%	11%	0%
	Somewhat uncomfortable	27%	27%	27%	41%
	Neither comfortable nor uncomfortable	14%	15%	18%	12%
	Somewhat comfortable	23%	19%	19%	19%
	Very comfortable	16%	18%	21%	21%
	DK/NA	7%	13%	5%	6%

**Q29c. Visiting libraries**

		Sarasota City	City Venice City	North Port	Longboat Key
Base		155	59	182	21

During COVID-19 many activities were interrupted and now that things are starting to pick back up, how comfortable are you now to engage in: Visiting libraries	Not at all comfortable	12%	8%	11%	0%
	Somewhat uncomfortable	18%	18%	25%	48%
	Neither comfortable nor uncomfortable	29%	27%	27%	19%
	Somewhat comfortable	20%	26%	13%	12%
	Very comfortable	13%	11%	19%	21%
	DK/NA	8%	11%	5%	0%

### Q29d. Visiting county parks

		Sarasota City	City Venice City	North Port	Longboat Key
Base		155	59	182	21
During COVID-19 many activities were interrupted and now that things are starting to pick back up, how comfortable are you now to engage in: Visiting county parks	Not at all comfortable	9%	10%	12%	7%
	Somewhat uncomfortable	19%	13%	23%	25%
	Neither comfortable nor uncomfortable	16%	12%	17%	12%
	Somewhat comfortable	27%	28%	14%	9%
	Very comfortable	22%	25%	29%	41%
	DK/NA	7%	11%	5%	6%

### Q29e. Getting a permit

		Sarasota City	City Venice City	North Port	Longboat Key
Base		155	59	182	21
During COVID-19 many activities were interrupted and now that things are starting to pick back up, how comfortable are you now to engage in: Getting a permit	Not at all comfortable	10%	10%	11%	7%
	Somewhat uncomfortable	23%	20%	24%	34%
	Neither comfortable nor uncomfortable	22%	18%	19%	12%
	Somewhat comfortable	21%	20%	16%	19%
	Very comfortable	13%	11%	21%	21%
	DK/NA	12%	20%	10%	6%

### Q29f. Dining in restaurants

		Sarasota City	City Venice City	North Port	Longboat Key
Base		155	59	182	21
During COVID-19 many activities were interrupted and now that things are starting to pick back up, how comfortable are you now to engage in: Dining in restaurants	Not at all comfortable	12%	10%	14%	0%
	Somewhat uncomfortable	25%	25%	26%	41%
	Neither comfortable nor uncomfortable	15%	16%	17%	10%
	Somewhat comfortable	23%	19%	17%	21%
	Very comfortable	19%	20%	22%	28%
	DK/NA	6%	11%	4%	0%

**Q31a. How has your employment been affected since the start of the COVID-19 public health situation? Had hours cut at work**

		Sarasota City	City Venice City	North Port	Longboat Key
Base		155	59	182	21
Had hours cut at work	Yes	6%	9%	8%	12%
	Not Mentioned	94%	91%	92%	88%

**Q31b. Had wages/pay cut at work**

		Sarasota City	City Venice City	North Port	Longboat Key
Base		155	59	182	21
Had wages/pay cut at work	Yes	5%	4%	3%	2%
	Not Mentioned	95%	96%	97%	98%

**Q31c. Been temporarily furloughed**

		Sarasota City	City Venice City	North Port	Longboat Key
Base		155	59	182	21
Been temporarily furloughed	Yes	3%	2%	5%	0%
	Not Mentioned	97%	98%	95%	100%

**Q31d. Been laid off**



		Sarasota City	City Venice City	North Port	Longboat Key
Base		155	59	182	21
Been laid off	Yes	7%	5%	5%	0%
	Not Mentioned	93%	95%	95%	100%

### Q31e. Applied for a new job

		Sarasota City	City Venice City	North Port	Longboat Key
Base		155	59	182	21
Applied for a new job	Yes	1%	0%	4%	0%
	Not Mentioned	99%	100%	96%	100%

### Q31f. Been assigned to different duties in a job

		Sarasota City	City Venice City	North Port	Longboat Key
Base		155	59	182	21
Been assigned to different duties in a job	Yes	4%	3%	3%	0%
	Not Mentioned	96%	97%	97%	100%

### Q31g. Filed for unemployment benefits

		Sarasota City	City Venice City	North Port	Longboat Key
Base		155	59	182	21
Filed for unemployment benefits	Yes	7%	3%	6%	2%
	Not Mentioned	93%	97%	94%	98%

### Q31h. Begun working at home full-time

		Sarasota City	City Venice City	North Port	Longboat Key
Base		155	59	182	21
Begun working at home full-time	Yes	8%	3%	6%	0%
	Not Mentioned	92%	97%	94%	100%

**Q31i. Begun working at home part-time**

		Sarasota City	City Venice City	North Port	Longboat Key
Base		155	59	182	21
Begun working at home part-time	Yes	1%	0%	1%	0%
	Not Mentioned	99%	100%	99%	100%

**Q31j. None of the above**

		Sarasota City	City Venice City	North Port	Longboat Key
Base		155	59	182	21
None of the above	Yes	62%	74%	64%	86%
	Not Mentioned	38%	26%	36%	14%

**Q32. How concerned are you about your ability to meet your necessary financial obligations over the next 3 months as a result of the COVID-19 situation?**

		Sarasota City	City Venice City	North Port	Longboat Key
Base		155	59	182	21
How concerned are you about your ability to meet your necessary financial obligations over the next 3 months as a result of the COVID-19 situation?	Very concerned	24%	15%	27%	0%
	Somewhat concerned	19%	17%	17%	36%
	Not very concerned	10%	9%	9%	8%
	Not at all concerned	38%	49%	41%	54%
	Not applicable	9%	9%	6%	2%

**Q33. Which of the following age groups are you in?**

		Sarasota City	City Venice City	North Port	Longboat Key
Base		155	59	182	21
	18-29	13%	8%	12%	0%

Which of the following age groups are you in?	30-49	17%	21%	28%	22%
	50-64	35%	12%	28%	12%
	65-74	20%	36%	17%	27%
	75 and older	14%	23%	15%	40%

**Q34. Are you a homeowner? A renter? Or do you live rent free with your parents, children or a friend?**

		Sarasota City	City Venice City	North Port	Longboat Key
Base		155	59	182	21
Are you a homeowner? A renter? Or do you live rent free with your parents, children or a friend?	Homeowner	75%	89%	79%	98%
	Renter	23%	10%	19%	2%
	Live free with someone else	2%	1%	2%	0%

**Q34. Homeownership Recode**

		Sarasota City	City Venice City	North Port	Longboat Key
Base		155	59	182	21
Homeownership Recode	Homeowner	75%	89%	79%	98%
	Renter	25%	11%	21%	2%

**Q35. Your gender?**

		Sarasota City	City Venice City	North Port	Longboat Key
Base		155	59	182	21
Your gender?	Male	39%	43%	42%	42%
	Female	61%	57%	58%	58%

**Q36. What is your present employment status?**

		Sarasota City	City Venice City	North Port	Longboat Key
Base		155	59	182	21

What is your present employment status?	Employed full time	30%	21%	32%	34%
	Employed part-time	9%	11%	13%	0%
	Voluntarily not in the workforce (in school; raising family, etc.)	4%	4%	7%	0%
	Unemployed and looking for work	16%	12%	16%	2%
	Retired	40%	53%	32%	64%
	DK/NA/Refused	1%	0%	1%	0%

**Q37. What is the highest level of education you have reached so far?**

		Sarasota City	City Venice City	North Port	Longboat Key
Base		155	59	182	21
What is the highest level of education you have reached so far?	Less than high school	0%	3%	0%	0%
	High school graduate	37%	32%	44%	22%
	Some college	19%	22%	21%	12%
	College graduate	38%	40%	33%	59%
	DK/NA/Refused	5%	3%	2%	8%

**Q37. Education Recode**

		Sarasota City	City Venice City	North Port	Longboat Key
Base		155	59	182	21
Education Recode	High School or Less	43%	38%	46%	29%
	Some College	19%	22%	21%	12%
	College Graduate	38%	40%	33%	59%

**Q38. Which of the following best describes your racial/ethnic origin?**

		Sarasota City	City Venice City	North Port	Longboat Key
Base		155	59	182	21
Which of the following best describes your racial/ethnic origin?	White/Caucasian	73%	95%	75%	88%
	Black/African American	9%	3%	7%	4%

Hispanic/Latino	13%	2%	15%	4%
Asian/Pacific Islander	1%	0%	0%	0%
Other	3%	0%	2%	4%

**Q38. Race Recode**

		Sarasota City	Venice
Base		155	
Race Recode	White/Caucasian	73%	
	Black/African American	9%	
	Hispanic/Latino	13%	
	Other	4%	

**Q39. Please identify the annual income category your household falls into?**

		Sarasota City	City Venice City	North Port	Longboat Key
Base		155	59	182	21
Please identify the annual income category your household falls into?	Less than \$30,000	8%	9%	7%	0%
	\$30,000 - \$49,999	26%	22%	28%	9%
	\$50,000 - \$99,999	30%	32%	33%	25%
	\$100,000 +	19%	15%	16%	24%
	DK/NA/Refused	16%	22%	16%	42%

**Q40. Is there a child under 18 living in your home?**

		Sarasota City	City Venice City	North Port	Longboat Key
Base		155	59	182	21
Is there a child under 18 living in your home?	Yes	31%	22%	36%	12%
	No	66%	76%	64%	80%
	DK/NA/Refused	3%	3%	1%	8%

**Q40. Children Recode**

		Sarasota City	City Venice City	North Port	Longboat Key
Base		155	59	182	21
Children Recode	Yes	31%	22%	36%	12%
	No	69%	78%	64%	88%

**Q41. Are you a business owner or self-employed in Sarasota County?**

		Sarasota City	City Venice City	North Port	Longboat Key
Base		155	59	182	21
Are you a business owner or self-employed in Sarasota County?	Yes	8%	4%	9%	11%
	No	89%	93%	90%	81%
	DK/NA/Refused	4%	3%	1%	8%

## Appendix I: Cross Tabulations of Unincorporated Area Location

The following cross tabulations compare responses of those living in unincorporated Sarasota County: University Parkway to Clark Road, Clark Road to Blackburn Point Road, Blackburn Point Road to River Road, and River Road to the South County Line.

### Q1. How long have you lived in Sarasota County?

		University Parkway to Clark Road	Unincorporated		
			Clark Road to Blackburn Point Road	Blackburn Point Road to River Road	River Road to the South County Line
Base		455	110	249	15
How long have you lived in Sarasota County?	Less than one year	4%	3%	1%	0%
	1-5 years	16%	12%	11%	15%
	6-10 years	23%	30%	23%	39%
	More than 10 years	57%	56%	63%	46%
	DK/NA/Refused	0%	0%	1%	0%

### Q2. Is Sarasota County your permanent residence or do you reside here just part of the year?

		University Parkway to Clark Road	Unincorporated		
			Clark Road to Blackburn Point Road	Blackburn Point Road to River Road	River Road to the South County Line
Base		455	110	249	15
Is Sarasota County your permanent residence, or do you live here just part of the year?	Year-round (permanent resident)	98%	99%	98%	100%
	Part of the year (seasonal resident)	1%	1%	2%	0%
	DK/NA/Refused	0%	0%	0%	0%

### Q3. Do you have plans to move away from Sarasota County within the next year?

		University Parkway to Clark Road	Unincorporated		
			Clark Road to Blackburn Point Road	Blackburn Point Road to River Road	River Road to the South County Line
Base		448	109	245	15
Do you have plans to move away from	Yes	3%	3%	2%	0%
	No	87%	89%	95%	100%

Sarasota County within the next year?	DK/NA/Refused	10%	8%	3%	0%
---------------------------------------	---------------	-----	----	----	----

**Q4. Within the next year, do you have plans to become a permanent resident of Sarasota County?**

		Unincorporated		
		University Parkway to Clark Road	Clark Road to Blackburn Point Road	Blackburn Point Road to River Road
Base		7	1	4
Within the next year, do you have plans to become a permanent resident of Sarasota County?	No	83%	100%	40%
	DK/NA/Refused	17%	0%	60%

**Q5. How would you rate the overall quality of life in Sarasota County?**

		Unincorporated			
		University Parkway to Clark Road	Clark Road to Blackburn Point Road	Blackburn Point Road to River Road	River Road to the South County Line
Base		455	110	249	15
How would you rate the overall quality of life in Sarasota County?	Excellent	49%	49%	58%	25%
	Good	45%	48%	38%	66%
	Fair	5%	3%	3%	0%
	Poor	0%	0%	1%	9%
	DK/NA/Refused	0%	0%	0%	0%

**Q6. In your opinion, what is the most important issue facing Sarasota County today?**

		Unincorporated			
		University Parkway to Clark Road	Clark Road to Blackburn Point Road	Blackburn Point Road to River Road	River Road to the South County Line
Base		455	110	249	15
In your opinion, what is the most important issue	Traffic/Transportation	4%	5%	4%	0%
	Population growth/new development	25%	34%	24%	7%



facing Sarasota County today?	Stormwater/drainage/flooding	3%	0%	2%	0%
	Crime	2%	2%	4%	0%
	Government and elected officials	3%	1%	2%	0%
	Government contracting	0%	0%	0%	0%
	Negative business climate (permitting, licensing)	1%	0%	1%	0%
	Government overregulation (environmental standards, zoning)	0%	2%	2%	0%
	Ethics of public officials	1%	0%	1%	0%
	Election	2%	3%	3%	19%
	Diversity	3%	2%	2%	0%
	Water	1%	2%	4%	0%
	Taxes	3%	0%	2%	3%
	Quality of our waterways	1%	3%	3%	0%
	Health Care	5%	2%	2%	0%
	Racial concerns	2%	0%	1%	4%
	Youth services	1%	2%	0%	0%
	Drugs/substance abuse	1%	0%	1%	0%
	Homelessness	5%	1%	2%	14%
	Economy/jobs	5%	4%	2%	0%
	Energy costs (gas, electric)	1%	0%	2%	0%
	Climate change/global warming	1%	2%	3%	0%
	Insurance	1%	1%	0%	0%
	Public schools	3%	2%	2%	0%
	Affordable housing	4%	4%	2%	9%
	Senior services	0%	0%	0%	0%
	Hurricanes	0%	1%	0%	0%
	Immigration	1%	0%	0%	0%
	Neighborhood deterioration	0%	0%	1%	0%
	Other	0%	3%	2%	9%

There are no serious problems	16%	17%	22%	29%
DK/NA/Refused	2%	5%	1%	0%
Road conditions	0%	1%	1%	4%
COVID-19 Pandemic	3%	2%	5%	0%
National politics	1%	0%	0%	0%
Red tide	0%	0%	0%	0%

**Q7. Where do you currently live in Sarasota County? Do you live inside a city or in an unincorporated area?**

		Unincorporated			
		University Parkway to Clark Road	Clark Road to Blackburn Point Road	Blackburn Point Road to River Road	River Road to the South County Line
Base		455	110	249	15
Resident Location	Unincorporated	100%	100%	100%	100%

**Q7B. Where (county)?**

		Unincorporated			
		University Parkway to Clark Road	Clark Road to Blackburn Point Road	Blackburn Point Road to River Road	River Road to the South County Line
Base		455	110	249	15
Unincorporated	University Parkway to Clark Road	100%	0%	0%	0%
	Clark Road to Blackburn Point Road	0%	100%	0%	0%
	Blackburn Point Road to River Road	0%	0%	100%	0%
	River Road to the South County Line	0%	0%	0%	100%

**Q8. What would you say is putting the greatest stress on your own household's finances right now?**

			Unincorporated		
		University Parkway to Clark Road	Clark Road to Blackburn Point Road	Blackburn Point Road to River Road	River Road to the South County Line
Base		455	110	249	15
What would you say is putting the greatest stress on your own household's finances right now?	Employment/jobs	3%	1%	1%	9%
	Property taxes	7%	4%	10%	28%
	Taxes in general	6%	1%	6%	10%
	Household finances	8%	6%	9%	0%
	Home foreclosure (possibility of; already happened)	0%	2%	0%	0%
	Home insurance	3%	2%	5%	4%
	Investment portfolio shrinkage	1%	0%	1%	0%
	Prescription drugs	1%	1%	3%	0%
	Health care cost	7%	7%	5%	0%
	Child-raising cost (day care, tuition, clothes, etc.)	3%	4%	1%	7%
	Elder care cost	1%	0%	1%	0%
	Personal debt (loan repayments, mortgages, credit cards, etc.)	3%	1%	2%	0%
	Car payments	2%	1%	1%	0%
	Gas prices	0%	2%	0%	0%
	Rising rental rates	5%	2%	2%	10%
	Alimony, child support	0%	1%	0%	0%
	Other	1%	1%	1%	0%
	None of the above -- no stresses being felt	42%	53%	46%	33%
	DK/NA/Refused	4%	1%	2%	0%
	COVID-19/Pandemic	3%	2%	2%	0%
Food prices	1%	3%	0%	0%	
Economy	0%	2%	0%	0%	

**Q9. Please tell me if you are very satisfied, somewhat satisfied, somewhat dissatisfied, or very dissatisfied with most of the many services provided by Sarasota County government today, excluding the School Board.**

			Unincorporated		
		University Parkway to Clark Road	Clark Road to Blackburn Point Road	Blackburn Point Road to River Road	River Road to the South County Line
Base		455	110	249	15
Please tell me if you are very satisfied, somewhat satisfied, somewhat dissatisfied, or very dissatisfied with most of the many services provided by Sarasota County government today, excluding the School Board.	Very satisfied	38%	44%	50%	18%
	Somewhat satisfied	56%	53%	44%	73%
	Somewhat dissatisfied	4%	3%	3%	0%
	Very dissatisfied	1%	0%	1%	0%
	DK/NA/Refused	2%	0%	2%	9%

**Q10A. Would you recommend Sarasota County to a friend, family member or acquaintance, as a place to: Live**

			Unincorporated		
		University Parkway to Clark Road	Clark Road to Blackburn Point Road	Blackburn Point Road to River Road	River Road to the South County Line
Base		455	110	249	15
Would you recommend Sarasota County to a friend, family member or acquaintance, as a place to: Live	Definitely	66%	70%	68%	79%
	Probably	22%	22%	23%	21%
	Maybe	6%	4%	5%	0%
	Probably not	1%	1%	1%	0%
	Definitely not	5%	3%	3%	0%

**Q10B. Would you recommend Sarasota County to a friend, family member or acquaintance, as a place to: Raise Children**

		University Parkway to Clark Road	Unincorporated		
			Clark Road to Blackburn Point Road	Blackburn Point Road to River Road	River Road to the South County Line
Base		455	110	249	15
Would you recommend Sarasota County to a friend, family member or acquaintance, as a place to: Raise children	Definitely	59%	55%	62%	67%
	Probably	23%	27%	24%	21%
	Maybe	12%	11%	9%	4%
	Probably not	2%	4%	3%	9%
	Definitely not	4%	2%	2%	0%

**Q10C. Would you recommend Sarasota County to a friend, family member or acquaintance, as a place to: Work**

		University Parkway to Clark Road	Unincorporated		
			Clark Road to Blackburn Point Road	Blackburn Point Road to River Road	River Road to the South County Line
Base		455	110	249	15
Would you recommend Sarasota County to a friend, family member or acquaintance, as a place to: Work	Definitely	55%	54%	53%	79%
	Probably	20%	18%	19%	21%
	Maybe	19%	22%	22%	0%
	Probably not	2%	2%	3%	0%
	Definitely not	4%	4%	3%	0%

**Q10D. Would you recommend Sarasota County to a friend, family member or acquaintance, as a place to: Open a Business**

		University Parkway to Clark Road	Unincorporated		
			Clark Road to Blackburn Point Road	Blackburn Point Road to River Road	River Road to the South County Line
Base		455	110	249	15
Would you recommend Sarasota County to a friend, family member or acquaintance, as a	Definitely	51%	53%	50%	79%
	Probably	16%	14%	18%	21%
	Maybe	24%	25%	26%	0%

place to: Open a business	Probably not	3%	5%	2%	0%
	Definitely not	5%	3%	5%	0%

**Q10E. Would you recommend Sarasota County to a friend, family member or acquaintance, as a place to: Retire**

		University Parkway to Clark Road	Unincorporated		
			Clark Road to Blackburn Point Road	Blackburn Point Road to River Road	River Road to the South County Line
Base		455	110	249	15
Would you recommend Sarasota County to a friend, family member or acquaintance, as a place to: Retire	Definitely	76%	78%	79%	79%
	Probably	13%	15%	16%	21%
	Maybe	6%	3%	3%	0%
	Probably not	1%	1%	0%	0%
	Definitely not	4%	3%	1%	0%

**Q10F. Would you recommend Sarasota County to a friend, family member or acquaintance, as a place to: Vacation**

		University Parkway to Clark Road	Unincorporated		
			Clark Road to Blackburn Point Road	Blackburn Point Road to River Road	River Road to the South County Line
Base		455	110	249	15
Would you recommend Sarasota County to a friend, family member or acquaintance, as a place to: Vacation	Definitely	78%	81%	80%	79%
	Probably	12%	11%	13%	21%
	Maybe	6%	6%	5%	0%
	Probably not	0%	1%	0%	0%
	Definitely not	3%	2%	2%	0%

**Q11A. How much of the time do you think you can trust \_\_\_\_\_ to do what is right for Sarasota County residents? A. Federal Government leaders**

			Unincorporated		
		University Parkway to Clark Road	Clark Road to Blackburn Point Road	Blackburn Point Road to River Road	River Road to the South County Line
Base		455	110	249	15
How much of the time do you think you can trust Federal Government to do what is right for Sarasota County residents?	Almost always	9%	4%	6%	0%
	Most of the time	35%	53%	51%	58%
	Only some of the time	40%	32%	31%	29%
	Never	16%	10%	12%	13%

**Q11B. State Government leaders**

			Unincorporated		
		University Parkway to Clark Road	Clark Road to Blackburn Point Road	Blackburn Point Road to River Road	River Road to the South County Line
Base		455	110	249	15
How much of the time do you think you can trust State Government to do what is right for Sarasota County residents?	Almost always	9%	3%	9%	0%
	Most of the time	43%	60%	53%	58%
	Only some of the time	36%	27%	31%	42%
	Never	12%	9%	8%	0%

**Q11C. Sarasota County Government leaders**

			Unincorporated		
		University Parkway to Clark Road	Clark Road to Blackburn Point Road	Blackburn Point Road to River Road	River Road to the South County Line
Base		455	110	249	15
How much of the time do you think you can trust Sarasota County Government to do what is right for Sarasota County residents?	Almost always	13%	11%	12%	14%
	Most of the time	54%	58%	63%	62%
	Only some of the time	24%	26%	19%	24%
	Never	9%	5%	5%	0%

**Q11D. Your City Government leaders**

			Unincorporated		
		University Parkway to Clark Road	Clark Road to Blackburn Point Road	Blackburn Point Road to River Road	River Road to the South County Line
Base		455	110	249	15
How much of the time do you think you can trust Your City Government to do what is right for Sarasota County residents?	Almost always	12%	11%	12%	14%
	Most of the time	47%	48%	57%	49%
	Only some of the time	18%	19%	13%	4%
	Never	24%	22%	19%	33%

**Q12. Over the past year, have you contacted any county office or official for service or to get information?**

			Unincorporated		
		University Parkway to Clark Road	Clark Road to Blackburn Point Road	Blackburn Point Road to River Road	River Road to the South County Line
Base		455	110	249	15
Over the past year, have you contacted any County office or official for service or to get information?	Yes	19%	20%	15%	22%
	No	78%	77%	82%	78%
	DK/NA/Refused	3%	2%	3%	0%

**Q13a. What service(s) have you contacted the county about?: Permitting**

			Unincorporated		
		University Parkway to Clark Road	Clark Road to Blackburn Point Road	Blackburn Point Road to River Road	River Road to the South County Line
Base		455	110	249	15
Permitting	Yes	4%	2%	4%	10%
	Not Mentioned	96%	98%	96%	90%



**Q13b. What service(s) have you contacted the county about?: Building inspections**

		University Parkway to Clark Road	Unincorporated		
			Clark Road to Blackburn Point Road	Blackburn Point Road to River Road	River Road to the South County Line
Base		455	110	249	15
Building inspections	Yes	2%	0%	2%	0%
	Not Mentioned	98%	100%	98%	100%

**Q13c. What service(s) have you contacted the county about?: Water**

		University Parkway to Clark Road	Unincorporated		
			Clark Road to Blackburn Point Road	Blackburn Point Road to River Road	River Road to the South County Line
Base		455	110	249	15
Water	Yes	1%	1%	0%	0%
	Not Mentioned	99%	99%	100%	100%

**Q13d. What service(s) have you contacted the county about?: Wastewater**

		University Parkway to Clark Road	Unincorporated		
			Clark Road to Blackburn Point Road	Blackburn Point Road to River Road	River Road to the South County Line
Base		455	110	249	15
Wastewater	Yes	0%	0%	1%	0%
	Not Mentioned	100%	100%	99%	100%

**Q13e. What service(s) have you contacted the county about?: Stormwater**

		University Parkway to Clark Road	Unincorporated		
			Clark Road to Blackburn Point Road	Blackburn Point Road to River Road	River Road to the South County Line
Base		455	110	249	15
Stormwater	Yes	1%	0%	0%	0%
	Not Mentioned	99%	100%	100%	100%

**Q13f. What service(s) have you contacted the county about?: Contact center**

		University Parkway to Clark Road	Unincorporated		
			Clark Road to Blackburn Point Road	Blackburn Point Road to River Road	River Road to the South County Line
Base		455	110	249	15
Contact center	Yes	2%	1%	1%	0%
	Not Mentioned	98%	99%	99%	100%

**Q13g. What service(s) have you contacted the county about?: Health department**

		University Parkway to Clark Road	Unincorporated		
			Clark Road to Blackburn Point Road	Blackburn Point Road to River Road	River Road to the South County Line
Base		455	110	249	15
Health department	Yes	1%	1%	1%	0%
	Not Mentioned	99%	99%	99%	100%

**Q13h. What service(s) have you contacted the county about?: Libraries**

		University Parkway to Clark Road	Unincorporated		
			Clark Road to Blackburn Point Road	Blackburn Point Road to River Road	River Road to the South County Line
Base		455	110	249	15
Libraries	Yes	0%	0%	1%	0%
	Not Mentioned	100%	100%	99%	100%

**Q13i. What service(s) have you contacted the county about?: Parks**

		University Parkway to Clark Road	Unincorporated		
			Clark Road to Blackburn Point Road	Blackburn Point Road to River Road	River Road to the South County Line
Base		455	110	249	15
Parks	Yes	0%	0%	0%	0%
	Not Mentioned	100%	100%	100%	100%

**Q13j. What service(s) have you contacted the county about?: Human resources**

		University Parkway to Clark Road	Unincorporated		
			Clark Road to Blackburn Point Road	Blackburn Point Road to River Road	River Road to the South County Line
Base		455	110	249	15
Human resources	Yes	0%	0%	0%	0%
	Not Mentioned	100%	100%	100%	100%

**Q13k. What service(s) have you contacted the county about?: Roads, signs, and street lights**

		University Parkway to Clark Road	Unincorporated		
			Clark Road to Blackburn Point Road	Blackburn Point Road to River Road	River Road to the South County Line
Base		455	110	249	15
Roads, signs, and street lights	Yes	0%	0%	0%	0%
	Not Mentioned	100%	100%	100%	100%

**Q13l. What service(s) have you contacted the county about?: Garbage collection**

			Unincorporated		
		University Parkway to Clark Road	Clark Road to Blackburn Point Road	Blackburn Point Road to River Road	River Road to the South County Line
Base		455	110	249	15
Garbage collection	Yes	2%	5%	0%	9%
	Not Mentioned	98%	95%	100%	91%

**Q13m. What service(s) have you contacted the county about?: Recycling**

			Unincorporated		
		University Parkway to Clark Road	Clark Road to Blackburn Point Road	Blackburn Point Road to River Road	River Road to the South County Line
Base		455	110	249	15
Recycling	Yes	2%	0%	1%	0%
	Not Mentioned	98%	100%	99%	100%

**Q13n. What service(s) have you contacted the county about?: Mass transit**

			Unincorporated		
		University Parkway to Clark Road	Clark Road to Blackburn Point Road	Blackburn Point Road to River Road	River Road to the South County Line
Base		455	110	249	15
Mass transit	Yes	0%	0%	0%	0%
	Not Mentioned	100%	100%	100%	100%

**Q13o. What service(s) have you contacted the county about?: Other**

			Unincorporated		
		University Parkway to Clark Road	Clark Road to Blackburn Point Road	Blackburn Point Road to River Road	River Road to the South County Line
Base		455	110	249	15
Other	Yes	3%	9%	5%	4%
	Not Mentioned	97%	91%	95%	96%

**Q14a. By what means did you contact \_\_\_\_\_ ?**

			Unincorporated		
		University Parkway to Clark Road	Clark Road to Blackburn Point Road	Blackburn Point Road to River Road	River Road to the South County Line
Base		84	22	37	3
By what means did you contact	Phone	79%	86%	71%	83%
	In-person	17%	0%	23%	0%
	Email	3%	14%	5%	17%

**Q14b. By what means did you contact \_\_\_\_\_ ?**

			Unincorporated		
		University Parkway to Clark Road	Clark Road to Blackburn Point Road	Blackburn Point Road to River Road	River Road to the South County Line
Base		0	0	3	0
By what means did you contact	In-person	0%	0%	100%	0%
	Email	100%	0%	0%	0%

**Q15A. In your interactions with the County, were you: Treated with respect?**

			Unincorporated		
		University Parkway to Clark Road	Clark Road to Blackburn Point Road	Blackburn Point Road to River Road	River Road to the South County Line
Base		84	22	37	3
In your interactions with the County, were you treated with respect?	Yes	96%	93%	96%	100%
	No	4%	7%	4%	0%

**Q15B. Given correct information?**

			Unincorporated		
		University Parkway to Clark Road	Clark Road to Blackburn Point Road	Blackburn Point Road to River Road	River Road to the South County Line
Base		84	22	37	3
In your interactions with the County, were you given correct information?	Yes	93%	80%	96%	100%
	No	7%	20%	4%	0%
	DK/NA/Refused	1%	0%	0%	0%

**Q15C. Helped in a timely fashion?**

			Unincorporated		
		University Parkway to Clark Road	Clark Road to Blackburn Point Road	Blackburn Point Road to River Road	River Road to the South County Line
Base		84	22	37	3
In your interactions with the County, were you helped in a timely fashion?	Yes	84%	79%	92%	100%
	No	14%	21%	8%	0%
	DK/NA/Refused	2%	0%	0%	0%

**Q16A. Please tell me how important it is that your community possesses... Nature preserves.**

			Unincorporated		
		University Parkway to Clark Road	Clark Road to Blackburn Point Road	Blackburn Point Road to River Road	River Road to the South County Line
Base		455	110	249	15
Using a scale of 1 to 10, with 1 being the least important and 10 being the most important, how important is it that your community possesses: Nature preserves	Least Important	0%	0%	0%	0%
	2.00	0%	0%	0%	0%
	3.00	1%	0%	0%	0%
	4.00	1%	3%	1%	0%
	5.00	7%	6%	8%	4%
	6.00	8%	5%	5%	13%
	7.00	11%	7%	18%	17%
	8.00	12%	16%	13%	0%
	9.00	8%	2%	6%	0%
	Most Important	52%	62%	50%	66%

**Q16B. Water quality.**

			Unincorporated		
		University Parkway to Clark Road	Clark Road to Blackburn Point Road	Blackburn Point Road to River Road	River Road to the South County Line
Base		455	110	249	15
Using a scale of 1 to 10, with 1 being the least important and 10 being the most important, how important is it that your community possesses: Water quality	Least Important	1%	0%	0%	0%
	2.00	1%	0%	1%	0%
	3.00	0%	2%	1%	0%
	4.00	1%	0%	1%	0%
	5.00	4%	5%	5%	4%
	6.00	3%	6%	6%	4%
	7.00	3%	3%	5%	10%
	8.00	18%	16%	13%	12%
	9.00	7%	5%	10%	11%
	Most Important	62%	64%	60%	60%

### Q16C. Air quality.

		Unincorporated			
		University Parkway to Clark Road	Clark Road to Blackburn Point Road	Blackburn Point Road to River Road	River Road to the South County Line
Base		455	110	249	15
Using a scale of 1 to 10, with 1 being the least important and 10 being the most important, how important is it that your community possesses: Air quality	Least Important	1%	0%	0%	0%
	3.00	0%	0%	1%	0%
	4.00	0%	0%	0%	0%
	5.00	5%	6%	4%	7%
	6.00	2%	7%	4%	13%
	7.00	3%	5%	5%	10%
	8.00	17%	18%	16%	8%
	9.00	9%	8%	10%	11%
	Most Important	63%	56%	61%	51%

### Q16D. Efficient energy consumption.

		Unincorporated			
		University Parkway to Clark Road	Clark Road to Blackburn Point Road	Blackburn Point Road to River Road	River Road to the South County Line
Base		455	110	249	15
Using a scale of 1 to 10, with 1 being the least important and 10 being the most important, how important is it that your community possesses: Efficient energy consumption	Least Important	1%	1%	1%	0%
	2.00	0%	0%	0%	0%
	3.00	1%	1%	1%	0%
	4.00	0%	0%	0%	0%
	5.00	7%	3%	6%	7%
	6.00	6%	13%	5%	9%
	7.00	8%	7%	8%	10%
	8.00	21%	19%	19%	23%
	9.00	6%	6%	5%	0%
	Most Important	50%	50%	55%	51%



**Q16E. Transportation.**

			Unincorporated		
		University Parkway to Clark Road	Clark Road to Blackburn Point Road	Blackburn Point Road to River Road	River Road to the South County Line
Base		455	110	249	15
Using a scale of 1 to 10, with 1 being the least important and 10 being the most important, how important is it that your community possesses: Transportation	Least Important	2%	1%	2%	0%
	2.00	2%	2%	1%	0%
	3.00	1%	0%	3%	0%
	4.00	1%	0%	1%	0%
	5.00	13%	18%	11%	11%
	6.00	8%	8%	6%	9%
	7.00	8%	10%	13%	10%
	8.00	20%	17%	21%	19%
	9.00	5%	5%	4%	0%
	Most Important	41%	39%	38%	51%

**Q16F. Road and infrastructure maintenance.**

			Unincorporated		
		University Parkway to Clark Road	Clark Road to Blackburn Point Road	Blackburn Point Road to River Road	River Road to the South County Line
Base		455	110	249	15
Using a scale of 1 to 10, with 1 being the least important and 10 being the most important, how important is it that your community possesses: Road and infrastructure maintenance	Least Important	1%	0%	0%	0%
	2.00	0%	3%	0%	0%
	3.00	0%	0%	1%	0%
	4.00	1%	0%	2%	0%
	5.00	6%	4%	2%	19%
	6.00	4%	9%	5%	9%
	7.00	10%	6%	9%	10%
	8.00	22%	17%	25%	8%
	9.00	8%	8%	7%	0%
	Most Important	49%	53%	49%	55%

### Q16G. Parking availability.

			Unincorporated		
		University Parkway to Clark Road	Clark Road to Blackburn Point Road	Blackburn Point Road to River Road	River Road to the South County Line
Base		455	110	249	15
Using a scale of 1 to 10, with 1 being the least important and 10 being the most important, how important is it that your community possesses: Parking availability	Least Important	1%	0%	0%	0%
	2.00	1%	1%	0%	0%
	3.00	1%	1%	1%	0%
	4.00	1%	3%	1%	0%
	5.00	10%	11%	6%	22%
	6.00	5%	13%	9%	9%
	7.00	11%	4%	14%	10%
	8.00	23%	22%	23%	8%
	9.00	5%	4%	4%	0%
	Most Important	42%	41%	42%	51%

### Q16H. Storm and flooding resiliency.

			Unincorporated		
		University Parkway to Clark Road	Clark Road to Blackburn Point Road	Blackburn Point Road to River Road	River Road to the South County Line
Base		455	110	249	15
Using a scale of 1 to 10, with 1 being the least important and 10 being the most important, how important is it that your community possesses: Storm and flooding resiliency	Least Important	0%	0%	1%	0%
	2.00	1%	0%	2%	0%
	3.00	0%	0%	1%	0%
	4.00	1%	1%	0%	0%
	5.00	7%	13%	5%	15%
	6.00	5%	8%	6%	16%
	7.00	8%	10%	8%	10%
	8.00	19%	14%	17%	8%
	9.00	8%	4%	7%	0%
	Most Important	51%	49%	53%	51%

**Q16I. Traffic flow specific to barrier islands.**

			Unincorporated		
		University Parkway to Clark Road	Clark Road to Blackburn Point Road	Blackburn Point Road to River Road	River Road to the South County Line
Base		455	110	249	15
Using a scale of 1 to 10, with 1 being the least important and 10 being the most important, how important is it that your community possesses: Traffic flow specific to barrier Islands	Least Important	1%	0%	4%	0%
	2.00	1%	1%	1%	0%
	3.00	2%	3%	1%	0%
	4.00	1%	3%	0%	0%
	5.00	9%	11%	10%	15%
	6.00	8%	12%	12%	25%
	7.00	10%	5%	8%	10%
	8.00	16%	14%	18%	4%
	9.00	5%	6%	4%	0%
	Most Important	48%	46%	45%	46%

**Q16J. General traffic flow.**

			Unincorporated		
		University Parkway to Clark Road	Clark Road to Blackburn Point Road	Blackburn Point Road to River Road	River Road to the South County Line
Base		455	110	249	15
Using a scale of 1 to 10, with 1 being the least important and 10 being the most important, how important is it that your community possesses: General traffic flow	Least Important	0%	1%	1%	0%
	2.00	0%	2%	0%	0%
	3.00	0%	0%	1%	0%
	4.00	1%	0%	1%	0%
	5.00	7%	11%	6%	4%
	6.00	6%	9%	7%	24%
	7.00	10%	6%	7%	13%
	8.00	21%	19%	28%	4%
	9.00	5%	8%	5%	0%
	Most Important	48%	44%	45%	55%

**Q17A. Please tell me how satisfied you are with your experience with... Nature preserves.**

			Unincorporated		
		University Parkway to Clark Road	Clark Road to Blackburn Point Road	Blackburn Point Road to River Road	River Road to the South County Line
Base		455	110	249	15
Please use a 10-point scale where 1 represents completely unsatisfied, and 10 represents extremely satisfied. In your personal experience, what is your experience with: Nature preserves	Completely Unsatisfied	1%	0%	2%	0%
	3.00	2%	0%	0%	0%
	4.00	1%	2%	1%	0%
	5.00	6%	7%	6%	13%
	6.00	8%	10%	6%	16%
	7.00	21%	20%	26%	28%
	8.00	31%	32%	27%	19%
	9.00	16%	14%	18%	24%
	Completely Satisfied	15%	14%	14%	0%

**Q17B. Water quality.**

			Unincorporated		
		University Parkway to Clark Road	Clark Road to Blackburn Point Road	Blackburn Point Road to River Road	River Road to the South County Line
Base		455	110	249	15
Please use a 10-point scale where 1 represents completely unsatisfied, and 10 represents extremely satisfied. In your personal experience, what is your experience with: Water quality	Completely Unsatisfied	1%	1%	3%	9%
	2.00	0%	1%	1%	0%
	3.00	2%	0%	2%	0%
	4.00	3%	2%	2%	0%
	5.00	9%	8%	9%	13%
	6.00	10%	15%	9%	0%
	7.00	25%	28%	27%	42%
	8.00	28%	30%	30%	23%
	9.00	10%	7%	6%	13%
	Completely Satisfied	11%	8%	13%	0%

### Q17C. Air quality.

			Unincorporated		
		University Parkway to Clark Road	Clark Road to Blackburn Point Road	Blackburn Point Road to River Road	River Road to the South County Line
Base		455	110	249	15
Please use a 10- point scale where 1 represents completely unsatisfied, and 10 represents extremely satisfied. In your personal experience, what is your experience with: Air quality	Completely Unsatisfied	0%	0%	2%	0%
	2.00	0%	0%	0%	0%
	3.00	1%	0%	1%	0%
	4.00	1%	2%	0%	0%
	5.00	6%	4%	6%	13%
	6.00	5%	12%	5%	9%
	7.00	21%	16%	22%	42%
	8.00	30%	33%	30%	23%
	9.00	17%	18%	15%	13%
	Completely Satisfied	17%	15%	18%	0%

### Q17D. Efficient energy consumption.

			Unincorporated		
		University Parkway to Clark Road	Clark Road to Blackburn Point Road	Blackburn Point Road to River Road	River Road to the South County Line
Base		455	110	249	15
Please use a 10- point scale where 1 represents completely unsatisfied, and 10 represents extremely satisfied. In your personal experience, what is your experience with: Efficient energy consumption	Completely Unsatisfied	0%	0%	1%	0%
	2.00	1%	0%	0%	0%
	3.00	2%	1%	1%	0%
	4.00	1%	2%	1%	0%
	5.00	8%	6%	7%	13%
	6.00	10%	13%	10%	16%
	7.00	25%	21%	21%	35%
	8.00	33%	31%	36%	23%
	9.00	9%	16%	10%	13%
	Completely Satisfied	11%	12%	13%	0%

### Q17E. Transportation.

			Unincorporated		
		University Parkway to Clark Road	Clark Road to Blackburn Point Road	Blackburn Point Road to River Road	River Road to the South County Line
Base		455	110	249	15
Please use a 10-point scale where 1 represents completely unsatisfied, and 10 represents extremely satisfied. In your personal experience, what is your experience with: Transportation	Completely Unsatisfied	1%	0%	1%	0%
	2.00	1%	0%	1%	0%
	3.00	3%	0%	1%	0%
	4.00	3%	2%	1%	0%
	5.00	21%	22%	24%	33%
	6.00	13%	18%	10%	9%
	7.00	27%	26%	31%	33%
	8.00	18%	22%	20%	15%
	9.00	3%	3%	1%	0%
	Completely Satisfied	9%	6%	9%	10%

### Q17F. Road and infrastructure maintenance.

			Unincorporated		
		University Parkway to Clark Road	Clark Road to Blackburn Point Road	Blackburn Point Road to River Road	River Road to the South County Line
Base		455	110	249	15
Please use a 10-point scale where 1 represents completely unsatisfied, and 10 represents extremely satisfied. In your personal experience, what is your experience with: Road and infrastructure maintenance	Completely Unsatisfied	0%	0%	2%	0%
	2.00	0%	0%	0%	0%
	3.00	2%	0%	2%	0%
	4.00	1%	4%	2%	0%
	5.00	9%	5%	8%	13%
	6.00	14%	16%	14%	40%
	7.00	29%	28%	25%	32%
	8.00	28%	30%	34%	15%
	9.00	6%	5%	3%	0%
	Completely Satisfied	10%	12%	10%	0%

### Q17G. Parking availability.

			Unincorporated		
		University Parkway to Clark Road	Clark Road to Blackburn Point Road	Blackburn Point Road to River Road	River Road to the South County Line
Base		455	110	249	15
Please use a 10-point scale where 1 represents completely unsatisfied, and 10 represents extremely satisfied. In your personal experience, what is your experience with: Parking availability	Completely Unsatisfied	1%	0%	1%	0%
	2.00	1%	0%	1%	0%
	3.00	2%	3%	0%	0%
	4.00	1%	3%	2%	0%
	5.00	14%	13%	15%	13%
	6.00	19%	20%	17%	23%
	7.00	25%	29%	24%	39%
	8.00	24%	21%	30%	25%
	9.00	3%	2%	3%	0%
	Completely Satisfied	9%	9%	8%	0%

### Q17H. Storm and flooding resiliency.

			Unincorporated		
		University Parkway to Clark Road	Clark Road to Blackburn Point Road	Blackburn Point Road to River Road	River Road to the South County Line
Base		455	110	249	15
Please use a 10-point scale where 1 represents completely unsatisfied, and 10 represents extremely satisfied. In your personal experience, what is your experience with: Storm and flooding resiliency	Completely Unsatisfied	1%	0%	1%	0%
	2.00	1%	0%	2%	0%
	3.00	2%	2%	0%	0%
	4.00	1%	4%	1%	0%
	5.00	10%	8%	8%	22%
	6.00	11%	14%	10%	16%
	7.00	31%	28%	33%	39%
	8.00	25%	32%	32%	23%
	9.00	7%	2%	4%	0%
	Completely Satisfied	12%	10%	10%	0%

### Q17I. Traffic flow specific to barrier islands.

		University Parkway to Clark Road	Unincorporated		River Road to the South County Line
			Clark Road to Blackburn Point Road	Blackburn Point Road to River Road	
Base		455	110	249	15
Please use a 10- point scale where 1 represents completely unsatisfied, and 10 represents extremely satisfied. In your personal experience, what is your experience with: Traffic flow specific to barrier islands	Completely Unsatisfied	1%	0%	3%	0%
	2.00	1%	3%	1%	0%
	3.00	3%	3%	3%	0%
	4.00	7%	8%	8%	10%
	5.00	21%	19%	16%	44%
	6.00	20%	19%	22%	13%
	7.00	16%	19%	18%	26%
	8.00	16%	18%	19%	8%
	9.00	3%	2%	1%	0%
	Completely Satisfied	10%	8%	9%	0%

### Q17J. General traffic flow.

		University Parkway to Clark Road	Unincorporated		River Road to the South County Line
			Clark Road to Blackburn Point Road	Blackburn Point Road to River Road	
Base		455	110	249	15
Please use a 10- point scale where 1 represents completely unsatisfied, and 10 represents extremely satisfied. In your personal experience, what is your experience with: General traffic flow	Completely Unsatisfied	1%	0%	2%	0%
	2.00	1%	0%	1%	0%
	3.00	3%	2%	0%	10%
	4.00	4%	5%	4%	0%
	5.00	17%	15%	19%	34%
	6.00	24%	24%	23%	9%
	7.00	19%	23%	22%	32%
	8.00	18%	18%	18%	15%
	9.00	3%	5%	1%	0%
	Completely Satisfied	10%	8%	10%	0%



**Q18. What do you think is the single biggest thing that can contribute to the growth of Sarasota County's economy?**

		University Parkway to Clark Road	Unincorporated		
			Clark Road to Blackburn Point Road	Blackburn Point Road to River Road	River Road to the South County Line
Base		455	110	249	15
What do you think is the single biggest thing that can contribute to the growth of Sarasota County's economy?	Sports tourism	11%	14%	13%	19%
	Retail	7%	8%	8%	26%
	Residential construction	3%	1%	3%	0%
	Commercial Development	5%	4%	7%	0%
	Arts and culture	10%	8%	5%	0%
	Eco-Tourism	15%	12%	19%	15%
	Health and wellness	9%	10%	14%	4%
	Manufacturing	13%	14%	11%	19%
	Workforce housing	7%	5%	4%	18%
	Transportation	1%	2%	2%	0%
	Workforce training or re-training	12%	17%	9%	0%
	Other	2%	2%	2%	0%
	Don't know	2%	3%	3%	0%
All of the above	1%	0%	1%	0%	

**Q19. Some residents believe that the spending priorities of Sarasota County government are about right. Others believe that the County needs to reprioritize its budget. Which view comes closest to your own?**

		University Parkway to Clark Road	Unincorporated		
			Clark Road to Blackburn Point Road	Blackburn Point Road to River Road	River Road to the South County Line
Base		455	110	249	15
Some residents believe that the spending priorities of Sarasota County	Believe spending priorities are about right	54%	49%	59%	43%

government are about right. Others believe that the County needs to reprioritize its budget.	Believe County needs to reprioritize its budget	14%	13%	17%	38%
	DK/NA/Refused	31%	37%	25%	19%
Which view comes closest to your own?					

**Q21. Compared to this time last year, do you believe the 'rainy day' general fund reserves is \_\_\_\_\_?**

			Unincorporated		
		University Parkway to Clark Road	Clark Road to Blackburn Point Road	Blackburn Point Road to River Road	River Road to the South County Line
Base		455	110	249	15
Compared to this time last year, do you believe the "rainy day" general fund reserves is _?	Doing better	15%	12%	14%	19%
	Doing about the same	31%	31%	37%	74%
	Doing worse	6%	5%	3%	0%
	DK/NA/Refused	49%	52%	46%	7%

**Q22A. Please tell me how important it is for Sarasota County to prioritize resources to..... Road resurfacing**

			Unincorporated		
		University Parkway to Clark Road	Clark Road to Blackburn Point Road	Blackburn Point Road to River Road	River Road to the South County Line
Base		455	110	249	15
Please use a scale of 1 to 10, with 1 being the least important and 10 being the most important, how important it is for the County to allocate resources to: Road resurfacing	Least Important	0%	0%	0%	0%
	2.00	0%	0%	0%	0%
	3.00	0%	0%	1%	0%
	4.00	1%	0%	2%	0%
	5.00	14%	12%	9%	9%
	6.00	10%	13%	17%	11%
	7.00	15%	18%	14%	21%
	8.00	25%	27%	25%	39%
	9.00	9%	12%	14%	0%
	Most Important	25%	18%	18%	21%

### Q22B. Beaches

		Unincorporated			
		University Parkway to Clark Road	Clark Road to Blackburn Point Road	Blackburn Point Road to River Road	River Road to the South County Line
Base		455	110	249	15
Please use a scale of 1 to 10, with 1 being the least important and 10 being the most important, how important it is for the County to allocate resources to: Beaches	Least Important	0%	0%	0%	0%
	2.00	0%	0%	0%	0%
	3.00	0%	1%	1%	0%
	4.00	1%	1%	5%	0%
	5.00	12%	13%	9%	17%
	6.00	12%	5%	10%	15%
	7.00	22%	22%	33%	30%
	8.00	18%	23%	15%	0%
	9.00	12%	8%	11%	11%
	Most Important	22%	26%	15%	28%

### Q22C. Parks and preserves

		Unincorporated			
		University Parkway to Clark Road	Clark Road to Blackburn Point Road	Blackburn Point Road to River Road	River Road to the South County Line
Base		455	110	249	15
Please use a scale of 1 to 10, with 1 being the least important and 10 being the most important, how important it is for the County to allocate resources to: Parks and preserves	Least Important	0%	0%	0%	0%
	2.00	0%	0%	1%	0%
	3.00	2%	2%	3%	0%
	4.00	6%	2%	7%	7%
	5.00	12%	16%	13%	0%
	6.00	10%	8%	10%	24%
	7.00	21%	20%	25%	26%
	8.00	18%	24%	18%	22%
	9.00	8%	8%	6%	0%
	Most Important	23%	20%	17%	20%

### Q22D. Public transportation/traffic congestion

		Unincorporated			
		University Parkway to Clark Road	Clark Road to Blackburn Point Road	Blackburn Point Road to River Road	River Road to the South County Line
Base		455	110	249	15
Please use a scale of 1 to 10, with 1 being the least important and 10 being the most important, how important it is for the County to allocate resources to: Public transportation/Traffic Congestion	Least Important	0%	0%	0%	0%
	2.00	1%	0%	0%	0%
	3.00	1%	0%	1%	0%
	4.00	1%	1%	3%	0%
	5.00	9%	16%	7%	10%
	6.00	8%	8%	13%	20%
	7.00	15%	13%	15%	0%
	8.00	20%	19%	21%	23%
	9.00	10%	16%	9%	24%
	Most Important	34%	26%	30%	24%

### Q22E. Existing infrastructure

		Unincorporated			
		University Parkway to Clark Road	Clark Road to Blackburn Point Road	Blackburn Point Road to River Road	River Road to the South County Line
Base		455	110	249	15
Please use a scale of 1 to 10, with 1 being the least important and 10 being the most important, how important it is for the County to allocate resources to: Existing Infrastructure	Least Important	0%	0%	0%	0%
	4.00	0%	0%	1%	0%
	5.00	8%	11%	13%	7%
	6.00	10%	9%	12%	27%
	7.00	18%	19%	17%	10%
	8.00	31%	25%	29%	23%
	9.00	9%	14%	12%	10%
	Most Important	24%	21%	16%	24%

### Q22F. Water and drainage

			Unincorporated		
		University Parkway to Clark Road	Clark Road to Blackburn Point Road	Blackburn Point Road to River Road	River Road to the South County Line
Base		455	110	249	15
Please use a scale of 1 to 10, with 1 being the least important and 10 being the most important, how important it is for the County to allocate resources to: Water and drainage	Least Important	0%	0%	0%	0%
	3.00	0%	0%	1%	0%
	4.00	0%	0%	0%	0%
	5.00	8%	11%	7%	9%
	6.00	11%	11%	14%	11%
	7.00	15%	11%	16%	13%
	8.00	21%	21%	23%	26%
	9.00	15%	18%	14%	11%
	Most Important	30%	28%	24%	30%

### Q22G. Other

			Unincorporated		
		University Parkway to Clark Road	Clark Road to Blackburn Point Road	Blackburn Point Road to River Road	River Road to the South County Line
Base		455	110	249	15
Anything else I haven't mentioned?	Record verbatim, probe for specifics	3%	2%	3%	14%
	No	97%	98%	97%	86%

### Q23. How concerned do you believe Sarasota County is in addressing water quality issues?

			Unincorporated		
		University Parkway to Clark Road	Clark Road to Blackburn Point Road	Blackburn Point Road to River Road	River Road to the South County Line
Base		455	110	249	15
Very concerned		14%	16%	14%	4%

How concerned do you believe Sarasota County is in addressing water quality issues?	Concerned	56%	60%	57%	74%
	Neither concerned or unconcerned	18%	17%	16%	22%
	Unconcerned	9%	6%	10%	0%
	Very unconcerned	3%	1%	3%	0%

**Q24. How concerned do you believe Sarasota County is with its wastewater infrastructure?**

			Unincorporated		
		University Parkway to Clark Road	Clark Road to Blackburn Point Road	Blackburn Point Road to River Road	River Road to the South County Line
Base		455	110	249	15
How concerned do you believe Sarasota County is with its wastewater infrastructure?	Very concerned	13%	13%	12%	4%
	Concerned	56%	60%	55%	74%
	Neither concerned or unconcerned	19%	17%	20%	22%
	Unconcerned	11%	8%	9%	0%
	Very unconcerned	2%	1%	4%	0%

**Q25. Some residents believe that the spending priorities for wastewater infrastructure in Sarasota County government are about right. Others disagree and would like to see spending priorities changed. Which view comes closest to your own?**

			Unincorporated		
		University Parkway to Clark Road	Clark Road to Blackburn Point Road	Blackburn Point Road to River Road	River Road to the South County Line
Base		455	110	249	15
Some residents believe that the spending priorities for wastewater infrastructure in Sarasota County government are about right.	Wastewater spending is about right	33%	30%	31%	44%
	Wastewater spending should increase	33%	43%	35%	34%
Others disagree and would like to see spending priorities changed. Which view	Wastewater spending should decrease	5%	9%	6%	4%

comes closest to your own?	Unsure about wastewater spending	29%	18%	27%	18%
----------------------------	----------------------------------	-----	-----	-----	-----

**Q26. Rate how well you believe Sarasota County is with informing the public on wastewater spillage where 1 is not transparent, and 5 is very transparent?**

			Unincorporated		
		University Parkway to Clark Road	Clark Road to Blackburn Point Road	Blackburn Point Road to River Road	River Road to the South County Line
Base		455	110	249	15
Rate how well you believe Sarasota County is with informing the public on wastewater spillage where 1 is not transparent, and 5 is very transparent?	Not transparent	18%	20%	22%	13%
	2.00	22%	17%	22%	18%
	3.00	27%	36%	29%	34%
	4.00	11%	10%	10%	14%
	Very transparent	5%	5%	5%	0%
	Don't know	17%	12%	12%	20%

**Q27. Have you signed up for Sarasota County text message alerts/emergency alerts?**

			Unincorporated		
		University Parkway to Clark Road	Clark Road to Blackburn Point Road	Blackburn Point Road to River Road	River Road to the South County Line
Base		455	110	249	15
Have you signed up for Sarasota County text message alerts/emergency alerts?	Yes	31%	38%	35%	28%
	No	69%	62%	65%	72%

**Q28a. What sources do you look to for getting COVID-19 information from Sarasota County?: Facebook**

		University Parkway to Clark Road	Unincorporated		
			Clark Road to Blackburn Point Road	Blackburn Point Road to River Road	River Road to the South County Line
Base		455	110	249	15
Facebook	Yes	24%	24%	24%	47%
	Not Mentioned	76%	76%	76%	53%

**Q28b. Twitter**

		University Parkway to Clark Road	Unincorporated		
			Clark Road to Blackburn Point Road	Blackburn Point Road to River Road	River Road to the South County Line
Base		455	110	249	15
Twitter	Yes	5%	3%	7%	0%
	Not Mentioned	95%	97%	93%	100%

**Q28c. Website**

		University Parkway to Clark Road	Unincorporated		
			Clark Road to Blackburn Point Road	Blackburn Point Road to River Road	River Road to the South County Line
Base		455	110	249	15
Website	Yes	18%	18%	21%	15%
	Not Mentioned	82%	82%	79%	85%



**Q28d. YouTube**

		University Parkway to Clark Road	Unincorporated		
			Clark Road to Blackburn Point Road	Blackburn Point Road to River Road	River Road to the South County Line
Base		455	110	249	15
YouTube	Yes	5%	2%	2%	0%
	Not Mentioned	95%	98%	98%	100%

**Q28e. Local news**

		University Parkway to Clark Road	Unincorporated		
			Clark Road to Blackburn Point Road	Blackburn Point Road to River Road	River Road to the South County Line
Base		455	110	249	15
Local news	Yes	69%	62%	76%	93%
	Not Mentioned	31%	38%	24%	7%

**Q28f. Other**

		University Parkway to Clark Road	Unincorporated		
			Clark Road to Blackburn Point Road	Blackburn Point Road to River Road	River Road to the South County Line
Base		455	110	249	15
Other	Yes	12%	17%	12%	12%
	Not Mentioned	88%	83%	88%	88%

**Q29a. During COVID-19 many activities were interrupted and now that things are starting to pick back up, how comfortable are you now to engage in the following?  
Visiting county operated beaches**

			Unincorporated		
		University Parkway to Clark Road	Clark Road to Blackburn Point Road	Blackburn Point Road to River Road	River Road to the South County Line
Base		455	110	249	15
During COVID-19 many activities were interrupted and now that things are starting to pick back up, how comfortable are you now to engage in: Visiting county operated beaches	Not at all comfortable	10%	14%	9%	0%
	Somewhat uncomfortable	24%	24%	23%	22%
	Neither comfortable nor uncomfortable	18%	19%	16%	24%
	Somewhat comfortable	18%	24%	25%	46%
	Very comfortable	23%	14%	22%	0%
	DK/NA	7%	4%	5%	7%

**Q29b. Going to a County government building**

			Unincorporated		
		University Parkway to Clark Road	Clark Road to Blackburn Point Road	Blackburn Point Road to River Road	River Road to the South County Line
Base		455	110	249	15
During COVID-19 many activities were interrupted and now that things are starting to pick back up, how comfortable are you now to engage in: Going to a County government building	Not at all comfortable	11%	14%	9%	0%
	Somewhat uncomfortable	26%	27%	26%	43%
	Neither comfortable nor uncomfortable	16%	19%	17%	15%
	Somewhat comfortable	20%	22%	24%	35%
	Very comfortable	20%	15%	19%	3%
	DK/NA	6%	4%	4%	4%

### Q29c. Visiting libraries

		University Parkway to Clark Road	Unincorporated		River Road to the South County Line
			Clark Road to Blackburn Point Road	Blackburn Point Road to River Road	
Base		455	110	249	15
During COVID-19 many activities were interrupted and now that things are starting to pick back up, how comfortable are you now to engage in: Visiting libraries	Not at all comfortable	9%	12%	9%	0%
	Somewhat uncomfortable	21%	22%	19%	37%
	Neither comfortable nor uncomfortable	27%	30%	28%	21%
	Somewhat comfortable	17%	17%	19%	35%
	Very comfortable	18%	14%	20%	3%
	DK/NA	7%	5%	5%	4%

### Q29d. Visiting county parks

		University Parkway to Clark Road	Unincorporated		River Road to the South County Line
			Clark Road to Blackburn Point Road	Blackburn Point Road to River Road	
Base		455	110	249	15
During COVID-19 many activities were interrupted and now that things are starting to pick back up, how comfortable are you now to engage in: Visiting county parks	Not at all comfortable	7%	8%	7%	0%
	Somewhat uncomfortable	20%	24%	18%	37%
	Neither comfortable nor uncomfortable	18%	20%	17%	21%
	Somewhat comfortable	24%	27%	29%	35%
	Very comfortable	24%	18%	25%	3%
	DK/NA	6%	4%	5%	4%

### Q29e. Getting a permit

		University Parkway to Clark Road	Unincorporated		River Road to the South County Line
			Clark Road to Blackburn Point Road	Blackburn Point Road to River Road	
Base		455	110	249	15
	Not at all comfortable	8%	12%	8%	0%

During COVID-19 many activities were interrupted and now that things are starting to pick back up, how comfortable are you now to engage in: Getting a permit	Somewhat uncomfortable	25%	25%	24%	34%
	Neither comfortable nor uncomfortable	19%	20%	17%	24%
	Somewhat comfortable	18%	22%	23%	25%
	Very comfortable	19%	14%	17%	13%
	DK/NA	11%	8%	11%	4%

### Q29f. Dining in restaurants

			Unincorporated		
		University Parkway to Clark Road	Clark Road to Blackburn Point Road	Blackburn Point Road to River Road	River Road to the South County Line
Base		455	110	249	15
During COVID-19 many activities were interrupted and now that things are starting to pick back up, how comfortable are you now to engage in: Dining in restaurants	Not at all comfortable	14%	11%	13%	0%
	Somewhat uncomfortable	23%	24%	23%	32%
	Neither comfortable nor uncomfortable	15%	18%	16%	21%
	Somewhat comfortable	20%	23%	21%	40%
	Very comfortable	22%	21%	22%	3%
	DK/NA	6%	3%	4%	4%

### Q31a. How has your employment been affected since the start of the COVID-19 public health situation? Had hours cut at work

			Unincorporated		
		University Parkway to Clark Road	Clark Road to Blackburn Point Road	Blackburn Point Road to River Road	River Road to the South County Line
Base		455	110	249	15
Had hours cut at work	Yes	5%	5%	3%	0%
	Not Mentioned	95%	95%	97%	100%

**Q31b. Had wages/pay cut at work**

		University Parkway to Clark Road	Unincorporated		
			Clark Road to Blackburn Point Road	Blackburn Point Road to River Road	River Road to the South County Line
Base		455	110	249	15
Had wages/pay cut at work	Yes	1%	2%	3%	4%
	Not Mentioned	99%	98%	97%	96%

**Q31c. Been temporarily furloughed**

		University Parkway to Clark Road	Unincorporated		
			Clark Road to Blackburn Point Road	Blackburn Point Road to River Road	River Road to the South County Line
Base		455	110	249	15
Been temporarily furloughed	Yes	3%	4%	4%	7%
	Not Mentioned	97%	96%	96%	93%

**Q31d. Been laid off**

		University Parkway to Clark Road	Unincorporated		
			Clark Road to Blackburn Point Road	Blackburn Point Road to River Road	River Road to the South County Line
Base		455	110	249	15
Been laid off	Yes	6%	6%	4%	0%
	Not Mentioned	94%	94%	96%	100%

**Q31e. Applied for a new job**

		University Parkway to Clark Road	Unincorporated		
			Clark Road to Blackburn Point Road	Blackburn Point Road to River Road	River Road to the South County Line
Base		455	110	249	15
Applied for a new job	Yes	2%	2%	4%	0%
	Not Mentioned	98%	98%	96%	100%

**Q31f. Been assigned to different duties in a job**

		University Parkway to Clark Road	Unincorporated		
			Clark Road to Blackburn Point Road	Blackburn Point Road to River Road	River Road to the South County Line
Base		455	110	249	15
Been assigned to different duties in a job	Yes	4%	0%	2%	0%
	Not Mentioned	96%	100%	98%	100%

**Q31g. Filed for unemployment benefits**

		University Parkway to Clark Road	Unincorporated		
			Clark Road to Blackburn Point Road	Blackburn Point Road to River Road	River Road to the South County Line
Base		455	110	249	15
Filed for unemployment benefits	Yes	5%	4%	4%	0%
	Not Mentioned	95%	96%	96%	100%

**Q31h. Begun working at home full-time**

		University Parkway to Clark Road	Unincorporated		
			Clark Road to Blackburn Point Road	Blackburn Point Road to River Road	River Road to the South County Line
Base		455	110	249	15
Begun working at home full-time	Yes	2%	4%	4%	0%
	Not Mentioned	98%	96%	96%	100%

**Q31i. Begun working at home part-time**

		University Parkway to Clark Road	Unincorporated		
			Clark Road to Blackburn Point Road	Blackburn Point Road to River Road	River Road to the South County Line
Base		455	110	249	15
Begun working at home part-time	Yes	1%	3%	2%	0%
	Not Mentioned	99%	97%	98%	100%

**Q31j. None of the above**

		University Parkway to Clark Road	Unincorporated		
			Clark Road to Blackburn Point Road	Blackburn Point Road to River Road	River Road to the South County Line
Base		455	110	249	15
None of the above	Yes	74%	75%	74%	88%
	Not Mentioned	26%	25%	26%	12%

**Q32. How concerned are you about your ability to meet your necessary financial obligations over the next 3 months as a result of the COVID-19 situation?**

		University Parkway to Clark Road	Unincorporated		
			Clark Road to Blackburn Point Road	Blackburn Point Road to River Road	River Road to the South County Line
Base		455	110	249	15
How concerned are you about your ability to meet your necessary financial obligations over the next 3 months as a result of the COVID-19 situation?	Very concerned	19%	13%	20%	12%
	Somewhat concerned	15%	12%	15%	0%
	Not very concerned	16%	15%	10%	17%
	Not at all concerned	42%	51%	50%	68%
	Not applicable	8%	9%	5%	4%

**Q33. Which of the following age groups are you in?**

		University Parkway to Clark Road	Unincorporated		River Road to the South County Line
			Clark Road to Blackburn Point Road	Blackburn Point Road to River Road	
Base		455	110	249	15
Which of the following age groups are you in?	18-29	13%	11%	10%	19%
	30-49	21%	18%	17%	15%
	50-64	23%	23%	25%	7%
	65-74	20%	22%	25%	27%
	75 and older	23%	26%	22%	33%

**Q34. Are you a homeowner? A renter? Or do you live rent free with your parents, children or a friend?**

		University Parkway to Clark Road	Unincorporated		River Road to the South County Line
			Clark Road to Blackburn Point Road	Blackburn Point Road to River Road	
Base		455	110	249	15
Are you a homeowner? A renter? Or do you live rent free with your parents, children or a friend?	Homeowner	80%	79%	88%	86%
	Renter	15%	17%	9%	14%
	Live free with someone else	4%	3%	3%	0%
	DK/NA/Refused	1%	1%	0%	0%

**Q34. Homeownership Recode**

		University Parkway to Clark Road	Unincorporated		River Road to the South County Line
			Clark Road to Blackburn Point Road	Blackburn Point Road to River Road	
Base		455	110	249	15
Homeownership Recode	Homeowner	80%	79%	88%	86%
	Renter	20%	21%	12%	14%



**Q35. Your gender?**

		University Parkway to Clark Road	Unincorporated		
			Clark Road to Blackburn Point Road	Blackburn Point Road to River Road	River Road to the South County Line
Base		455	110	249	15
Your gender?	Male	53%	52%	50%	57%
	Female	47%	48%	50%	43%

**Q36. What is your present employment status?**

		University Parkway to Clark Road	Unincorporated		
			Clark Road to Blackburn Point Road	Blackburn Point Road to River Road	River Road to the South County Line
Base		455	110	249	15
What is your present employment status?	Employed full time	33%	24%	27%	25%
	Employed part-time	10%	5%	10%	0%
	Voluntarily not in the workforce (in school; raising family, etc.)	4%	8%	7%	7%
	Unemployed and looking for work	10%	7%	11%	12%
	Retired	41%	53%	43%	56%
	DK/NA/Refused	2%	3%	2%	0%

**Q37. What is the highest level of education you have reached so far?**

		University Parkway to Clark Road	Unincorporated		
			Clark Road to Blackburn Point Road	Blackburn Point Road to River Road	River Road to the South County Line
Base		455	110	249	15
What is the highest level of education you have reached so far?	Less than high school	2%	0%	1%	0%
	High school graduate	29%	19%	32%	36%
	Some college	20%	25%	20%	15%
	College graduate	46%	54%	44%	48%
	DK/NA/Refused	3%	2%	2%	0%

### Q37. Education Recode

		University Parkway to Clark Road	Unincorporated		
			Clark Road to Blackburn Point Road	Blackburn Point Road to River Road	River Road to the South County Line
Base		455	110	249	15
Education Recode	High School or Less	34%	21%	35%	36%
	Some College	20%	25%	20%	15%
	College Graduate	46%	54%	44%	48%

### Q38. Which of the following best describes your racial/ethnic origin?

		University Parkway to Clark Road	Unincorporated		
			Clark Road to Blackburn Point Road	Blackburn Point Road to River Road	River Road to the South County Line
Base		455	110	249	15
Which of the following best describes your racial/ethnic origin?	White/Caucasian	78%	93%	96%	89%
	Black/African American	4%	1%	2%	4%
	Hispanic/Latino	12%	5%	1%	7%
	Asian/Pacific Islander	0%	0%	0%	0%
	Other	6%	2%	1%	0%

### Q38. Race Recode

		University Parkway to Clark Road	Unincorporated		
			Clark Road to Blackburn Point Road	Blackburn Point Road to River Road	River Road to the South County Line
Base		455	110	249	15
Race Recode	White/Caucasian	78%	93%	96%	89%
	Black/African American	4%	1%	2%	4%
	Hispanic/Latino	12%	5%	1%	7%
	Other	6%	2%	1%	0%

**Q39. Please identify the annual income category your household falls into?**

		University Parkway to Clark Road	Unincorporated		
			Clark Road to Blackburn Point Road	Blackburn Point Road to River Road	River Road to the South County Line
Base		455	110	249	15
Please identify the annual income category your household falls into?	Less than \$30,000	7%	2%	4%	20%
	\$30,000 - \$49,999	18%	18%	18%	32%
	\$50,000 - \$99,999	30%	35%	38%	27%
	\$100,000 +	22%	31%	22%	21%
	DK/NA/Refused	22%	14%	18%	0%

**Q40. Is there a child under 18 living in your home?**

		University Parkway to Clark Road	Unincorporated		
			Clark Road to Blackburn Point Road	Blackburn Point Road to River Road	River Road to the South County Line
Base		455	110	249	15
Is there a child under 18 living in your home?	Yes	30%	27%	22%	32%
	No	66%	73%	77%	68%
	DK/NA/Refused	4%	0%	2%	0%

**Q40. Children Recode**

		University Parkway to Clark Road	Unincorporated		
			Clark Road to Blackburn Point Road	Blackburn Point Road to River Road	River Road to the South County Line
Base		455	110	249	15
Children Recode	Yes	30%	27%	22%	32%
	No	70%	73%	78%	68%

**Q41. Are you a business owner or self-employed in Sarasota County?**

			Unincorporated		
		University Parkway to Clark Road	Clark Road to Blackburn Point Road	Blackburn Point Road to River Road	River Road to the South County Line
Base		455	110	249	15
Are you a business owner or self- employed in Sarasota County?	Yes	10%	2%	8%	11%
	No	86%	96%	91%	89%
	DK/NA/Refused	4%	1%	1%	0%

## Appendix J: Significant Factors

The following section details out the demographic responses to each question. Highlighted responses indicate that there is a substantial and significant difference from the aggregate mean response – whether higher or lower. Demographics are listed for all questions, and indicated by the following if there is a statistically significant difference for that demographic:

- \*\*\* indicates significance of  $\leq .001$
- \*\* indicates significance of  $\leq .01$
- \* indicates significance of  $\leq .05$

### Question 3

#### Significant Factors: Plans to Relocate for Year-Round Residents

Do you have plans to move away from Sarasota  
County within the next year?

		Yes %	No %	DK/NA/Refused %
Aggregate	Total	3	90	7
Length of Residency***	Less than one year	12	79	9
	1 to 5 years	1	82	17
	6 to 10 years	5	87	8
	More than 10 years	3	93	4
	DK/NA/Refused	0	73	27
Residential Status	Year round	3	90	7
Age Group**	18 to 29	1	91	8
	30 to 49	6	87	7
	50 to 64	3	90	8
	65 to 74	3	86	11
	75 & older	2	95	3
Home Ownership Status	Homeowner	3	90	7
	Renter	3	88	9
Gender	Male	3	89	8
	Female	3	90	7
Workforce	Workforce	4	89	7
	Non-workforce	2	90	8
Education	High School or Less	4	89	8
	Some College	3	93	4
	College Graduate	3	88	9
Race*	White/Caucasian	3	91	6

	Black/African American	4	89	8
	Hispanic/Latino	5	82	13
	Other	6	79	15
Household Income	Less than \$30,000	4	86	10
	\$30,000 to \$49,999	3	91	6
	\$50,000 to \$99,999	2	91	7
	\$100,000+	2	90	8
	DK/NA/Refused	6	86	8
Child Under 18 at Home	Yes	3	91	6
	No	3	89	8
Resident Location	Unincorporated	3	90	7
	In a City	4	89	7
City	Sarasota City	3	89	9
	Venice City	4	90	6
	North Port	4	89	7
	Longboat Key	18	78	4
Unincorporated*	University Parkway to Clark Road	3	87	10
	Clark Road to Blackburn Point Road	3	89	8
	Blackburn Point Road to River Road	2	95	3
	River Road to the South County Line	0	100	0
Business Ownership**	Yes	3	91	6
	No	3	90	7
	DK/NA/Refused	13	67	20

## Question 4

### Significant Factors: Plans to Become a Permanent Resident

Within the next year, do you have plans to become a permanent resident of Sarasota County?

		Yes %	No %	DK/NA/Refused %
Aggregate	Total	12	65	24
Length of Residency	1 to 5 years	0	100	0
	6 to 10 years	0	0	100
	More than 10 years	15	61	24
Residential Status	Part of the year	12	65	24
Age Group	18 to 29	100	0	0
	30 to 49	0	47	53
	50 to 64	28	56	16
	65 to 74	0	64	36
	75 & older	0	82	18
Home Ownership Status	Homeowner	11	59	30
	Renter	16	84	0
Gender	Male	6	66	28
	Female	19	63	18
Workforce	Workforce	12	88	0
	Non-workforce	12	56	33
Education	High School or Less	12	50	38
	Some College	0	31	69
	College Graduate	14	78	8
Race	White/Caucasian	11	65	24
	Black/African American	27	73	0
	Hispanic/Latino	0	47	53
Household Income	\$30,000 to \$49,999	27	26	48
	\$50,000 to \$99,999	0	100	0
	\$100,000+	23	64	13
	DK/NA/Refused	0	43	57
Child Under 18 at Home	Yes	0	100	0
	No	13	62	26
Resident Location	Unincorporated	0	70	30
	In a City	31	56	13
City	Sarasota City	0	0	100

	Venice City	0	100	0
	North Port	48	52	0
Unincorporated	University Parkway to Clark Road	0	83	17
	Clark Road to Blackburn Point Road	0	100	0
	Blackburn Point Road to River Road	0	40	60
Business Ownership	No	12	65	24

### Question 5

#### Significant Factors: Rating Overall Quality of Life in Sarasota County

How would you rate the overall quality of life in Sarasota

County?

		Excellent	Good	Fair	Poor	DK/NA/Refused
		%	%	%	%	%
Aggregate	Total	53	43	4	0	0
Length of Residency**	Less than one year	45	51	4	0	0
	1 to 5 years	55	39	5	0	1
	6 to 10 years	41	55	5	0	0
	More than 10 years	57	38	3	1	1
	DK/NA/Refused	60	32	8	0	0
Residential Status*	Year round	53	42	4	0	0
	Part of the year	30	70	0	0	0
	DK/NA/Refused	0	0	31	0	69
Age Group*	18 to 29	50	42	6	1	0
	30 to 49	51	43	5	1	1
	50 to 64	52	46	2	0	0
	65 to 74	48	47	4	0	1
	75 & older	61	35	3	1	0
Home Ownership Status***	Homeowner	56	40	3	1	0
	Renter	38	55	7	0	0
Gender	Male	53	43	4	1	0
	Female	52	42	4	0	1
Workforce	Workforce	53	42	3	0	0



	Non-workforce	52	43	4	0	0
Education***	High School or Less	46	49	5	0	1
	Some College	53	43	4	0	0
	College Graduate	58	38	3	1	0
Race	White/Caucasian	54	42	4	0	0
	Black/African American	49	45	5	0	0
	Hispanic/Latino	47	46	5	1	1
	Other	51	41	4	0	4
Household Income***	Less than \$30,000	49	42	6	3	0
	\$30,000 to \$49,999	51	45	4	0	0
	\$50,000 to \$99,999	53	43	3	0	1
	\$100,000+	61	37	1	1	0
	DK/NA/Refused	46	46	8	0	1
Child Under 18 at Home	Yes	51	45	4	1	0
	No	53	42	4	0	1
Resident Location**	Unincorporated	51	44	4	1	0
	In a City	55	40	3	0	1
City*	Sarasota City	49	45	2	1	3
	Venice City	55	40	5	0	0
	North Port	58	39	3	0	0
	Longboat Key	79	13	8	0	0
Unincorporated	University Parkway to Clark Road	49	45	5	0	0
	Clark Road to Blackburn Point Road	49	48	3	0	0
	Blackburn Point Road to River Road	58	38	3	1	0
	River Road to the South County Line	25	66	0	9	0
Business Ownership**	Yes	65	31	1	2	0
	No	52	44	4	0	0
	DK/NA/Refused	49	34	12	0	4

Question 6a

**Significant Factors: Most Important Issue Facing Sarasota County Today:  
Traffic/Transportation**

		Traffic/transportation	
		Yes	Not mentioned
		%	%
Aggregate	Total	3	97
Length of Residency	Less than one year	0	100
	1 to 5 years	2	98
	6 to 10 years	2	98
	More than 10 years	4	96
	DK/NA/Refused	0	100
Residential Status	Year round	3	97
	Part of the year	0	100
	DK/NA/Refused	0	100
Age Group*	18 to 29	2	98
	30 to 49	2	98
	50 to 64	3	97
	65 to 74	5	95
	75 & older	5	95
Home Ownership Status	Homeowner	3	97
	Renter	4	96
Gender	Male	3	97
	Female	4	96
Workforce	Workforce	3	97
	Non-workforce	4	96
Education	High School or Less	3	97
	Some College	3	97
	College Graduate	4	96
Race	White/Caucasian	4	96
	Black/African American	2	98
	Hispanic/Latino	2	98
	Other	0	100
Household Income	Less than \$30,000	5	95
	\$30,000 to \$49,999	2	98
	\$50,000 to \$99,999	4	96
	\$100,000+	5	95

	DK/NA/Refused	2	98
Child Under 18 at Home	Yes	3	97
	No	3	97
Resident Location	Unincorporated	4	96
	In a City	2	98
City	Sarasota City	1	99
	Venice City	3	97
	North Port	2	98
	Longboat Key	10	90
Unincorporated	University Parkway to Clark Road	4	96
	Clark Road to Blackburn Point Road	5	95
	Blackburn Point Road to River Road	4	96
	River Road to the South County Line	0	100
Business Ownership	Yes	7	93
	No	3	97
	DK/NA/Refused	0	100

### Question 6b

### Significant Factors: Most Important Issue Facing Sarasota County Today: Population Growth/New Development

		Population growth/new development	
		Yes	Not mentioned
		%	%
Aggregate	Total	26	74
Length of Residency	Less than one year	23	77
	1 to 5 years	22	78
	6 to 10 years	24	76
	More than 10 years	28	72
	DK/NA/Refused	0	100
Residential Status	Year round	26	74
	Part of the year	35	65
	DK/NA/Refused	0	100
Age Group	18 to 29	26	74
	30 to 49	24	76
	50 to 64	25	75

	65 to 74	27	73
	75 & older	26	74
Home Ownership Status	Homeowner	26	74
	Renter	24	76
Gender	Male	28	72
	Female	23	77
Workforce	Workforce	27	73
	Non-workforce	24	76
Education	High School or Less	25	75
	Some College	28	72
	College Graduate	25	75
Race	White/Caucasian	26	74
	Black/African American	19	81
	Hispanic/Latino	23	77
	Other	24	76
Household Income*	Less than \$30,000	20	80
	\$30,000 to \$49,999	26	74
	\$50,000 to \$99,999	30	70
	\$100,000+	23	77
	DK/NA/Refused	21	79
Child Under 18 at Home	Yes	26	74
	No	25	75
Resident Location	Unincorporated	26	74
	In a City	26	74
City	Sarasota City	30	70
	Venice City	22	78
	North Port	22	78
	Longboat Key	31	69
Unincorporated*	University Parkway to Clark Road	25	75
	Clark Road to Blackburn Point Road	34	66
	Blackburn Point Road to River Road	24	76
	River Road to the South County Line	7	93
Business Ownership**	Yes	27	73
	No	26	74
	DK/NA/Refused	6	94

Question 6c

**Significant Factors: Most Important Issue Facing Sarasota County Today:  
Stormwater/Drainage/Flooding**

		Stormwater/drainage/flooding	
		Yes	Not mentioned
		%	%
Aggregate	Total	2	98
Length of Residency	Less than one year	0	100
	1 to 5 years	2	98
	6 to 10 years	2	98
	More than 10 years	2	98
	DK/NA/Refused	0	100
Residential Status	Year round	2	98
	Part of the year	5	95
	DK/NA/Refused	0	100
Age Group	18 to 29	1	99
	30 to 49	3	97
	50 to 64	3	97
	65 to 74	1	99
	75 & older	0	100
Home Ownership Status	Homeowner	2	98
	Renter	1	99
Gender	Male	2	98
	Female	2	98
Workforce*	Workforce	3	97
	Non-workforce	1	99
Education	High School or Less	2	98
	Some College	2	98
	College Graduate	2	98
Race	White/Caucasian	2	98
	Black/African American	3	97
	Hispanic/Latino	3	97
	Other	5	95
Household Income	Less than \$30,000	3	97
	\$30,000 to \$49,999	1	99
	\$50,000 to \$99,999	3	97
	\$100,000+	2	98

	DK/NA/Refused	0	100
Child Under 18 at Home	Yes	2	98
	No	2	98
Resident Location	Unincorporated	2	98
	In a City	2	98
City	Sarasota City	2	98
	Venice City	0	100
	North Port	2	98
	Longboat Key	0	100
Unincorporated	University Parkway to Clark Road	3	97
	Clark Road to Blackburn Point Road	0	100
	Blackburn Point Road to River Road	2	98
	River Road to the South County Line	0	100
Business Ownership	Yes	0	100
	No	2	98
	DK/NA/Refused	3	97

### Question 6d

#### Significant Factors: Most Important Issue Facing Sarasota County Today: Crime

		Crime	
		Yes	Not mentioned
		%	%
Aggregate	Total	3	97
Length of Residency**	Less than one year	7	93
	1 to 5 years	5	95
	6 to 10 years	5	95
	More than 10 years	1	99
	DK/NA/Refused	0	100
Residential Status	Year round	3	97
	Part of the year	0	100
	DK/NA/Refused	0	100
Age Group*	18 to 29	6	94

	30 to 49	4	96
	50 to 64	2	98
	65 to 74	1	99
	75 & older	2	98
Home Ownership Status*	Homeowner	2	98
	Renter	5	95
Gender	Male	2	98
	Female	3	97
Workforce	Workforce	3	97
	Non-workforce	2	98
Education	High School or Less	4	96
	Some College	3	97
	College Graduate	2	98
Race**	White/Caucasian	2	98
	Black/African American	7	93
	Hispanic/Latino	6	94
	Other	7	93
Household Income	Less than \$30,000	1	99
	\$30,000 to \$49,999	3	97
	\$50,000 to \$99,999	4	96
	\$100,000+	1	99
	DK/NA/Refused	3	97
Child Under 18 at Home	Yes	4	96
	No	2	98
Resident Location	Unincorporated	3	97
	In a City	3	97
City	Sarasota City	2	98
	Venice City	3	97
	North Port	3	97
	Longboat Key	3	97
Unincorporated	University Parkway to Clark Road	2	98
	Clark Road to Blackburn Point Road	2	98
	Blackburn Point Road to River Road	4	96
	River Road to the South County Line	0	100
Business Ownership	Yes	2	98
	No	3	97
	DK/NA/Refused	4	96

Question 6e

**Significant Factors: Most Important Issue Facing Sarasota County Today: Government and Elected Officials**

		Government and elected officials	
		Yes	Not mentioned
		%	%
Aggregate	Total	2	98
Length of Residency	Less than one year	0	100
	1 to 5 years	3	97
	6 to 10 years	2	98
	More than 10 years	2	98
	DK/NA/Refused	0	100
Residential Status	Year round	2	98
	Part of the year	0	100
	DK/NA/Refused	0	100
Age Group	18 to 29	1	99
	30 to 49	1	99
	50 to 64	2	98
	65 to 74	2	98
	75 & older	3	97
Home Ownership Status*	Homeowner	2	98
	Renter	0	100
Gender	Male	2	98
	Female	2	98
Workforce	Workforce	2	98
	Non-workforce	2	98
Education**	High School or Less	0	100
	Some College	2	98
	College Graduate	3	97
Race	White/Caucasian	2	98
	Black/African American	0	100
	Hispanic/Latino	2	98
	Other	3	97
Household Income	Less than \$30,000	0	100
	\$30,000 to \$49,999	1	99
	\$50,000 to \$99,999	2	98
	\$100,000+	4	96



	DK/NA/Refused	2	98
Child Under 18 at Home	Yes	1	99
	No	2	98
Resident Location	Unincorporated	2	98
	In a City	1	99
City	Sarasota City	0	100
	Venice City	2	98
	North Port	1	99
	Longboat Key	2	98
Unincorporated	University Parkway to Clark Road	3	97
	Clark Road to Blackburn Point Road	1	99
	Blackburn Point Road to River Road	2	98
	River Road to the South County Line	0	100
Business Ownership	Yes	2	98
	No	2	98
	DK/NA/Refused	0	100

### Question 6f

### Significant Factors: Most Important Issue Facing Sarasota County Today: Government Contracting

		Government contracting	
		Yes	Not mentioned
		%	%
Aggregate	Total	0	100
Length of Residency	Less than one year	2	98
	1 to 5 years	0	100
	6 to 10 years	0	100
	More than 10 years	1	99
	DK/NA/Refused	7	93
Residential Status	Year round	0	100
	Part of the year	0	100
	DK/NA/Refused	0	100

Age Group*	18 to 29	2	98
	30 to 49	0	100
	50 to 64	0	100
	65 to 74	0	100
	75 & older	1	99
Home Ownership Status	Homeowner	1	99
	Renter	0	100
Gender	Male	0	100
	Female	1	99
Workforce**	Workforce	1	99
	Non-workforce	0	100
Education*	High School or Less	1	99
	Some College	1	99
	College Graduate	0	100
Race	White/Caucasian	0	100
	Black/African American	2	98
	Hispanic/Latino	0	100
	Other	1	99
Household Income*	Less than \$30,000	3	97
	\$30,000 to \$49,999	1	99
	\$50,000 to \$99,999	0	100
	\$100,000+	0	100
	DK/NA/Refused	0	100
Child Under 18 at Home**	Yes	1	99
	No	0	100
Resident Location	Unincorporated	0	100
	In a City	1	99
City	Sarasota City	0	100
	Venice City	1	99
	North Port	2	98
	Longboat Key	0	100
	Unincorporated	0	100
Unincorporated	University Parkway to Clark Road	0	100
	Clark Road to Blackburn Point Road	0	100
	Blackburn Point Road to River Road	0	100
	River Road to the South County Line	0	100
Business Ownership	Yes	0	100
	No	1	99
	DK/NA/Refused	0	100

Question 6g

**Significant Factors: Most Important Issue Facing Sarasota County Today: Negative Business Climate**

		Negative business climate	
		Yes	Not mentioned
		%	%
Aggregate	Total	1	99
Length of Residency	Less than one year	0	100
	1 to 5 years	1	99
	6 to 10 years	1	99
	More than 10 years	0	100
	DK/NA/Refused	0	100
Residential Status	Year round	1	99
	Part of the year	0	100
	DK/NA/Refused	0	100
Age Group	18 to 29	1	99
	30 to 49	1	99
	50 to 64	1	99
	65 to 74	0	100
	75 & older	0	100
Home Ownership Status	Homeowner	1	99
	Renter	0	100
Gender	Male	0	100
	Female	1	99
Workforce	Workforce	1	99
	Non-workforce	0	100
Education	High School or Less	1	99
	Some College	0	100
	College Graduate	0	100
Race	White/Caucasian	1	99
	Black/African American	2	98
	Hispanic/Latino	0	100
	Other	0	100
Household Income*	Less than \$30,000	0	100
	\$30,000 to \$49,999	2	98
	\$50,000 to \$99,999	0	100
	\$100,000+	0	100

	DK/NA/Refused	0	100
Child Under 18 at Home*	Yes	1	99
	No	0	100
Resident Location	Unincorporated	1	99
	In a City	0	100
City	Sarasota City	0	100
	Venice City	0	100
	North Port	0	100
	Longboat Key	0	100
Unincorporated	University Parkway to Clark Road	1	99
	Clark Road to Blackburn Point Road	0	100
	Blackburn Point Road to River Road	1	99
	River Road to the South County Line	0	100
Business Ownership	Yes	0	100
	No	1	99
	DK/NA/Refused	0	100

### Question 6h

### Significant Factors: Most Important Issue Facing Sarasota County Today: Government Overregulation

		Government overregulation	
		Yes	Not mentioned
		%	%
Aggregate	Total	1	99
Length of Residency	Less than one year	0	100
	1 to 5 years	0	100
	6 to 10 years	1	99
	More than 10 years	1	99
	DK/NA/Refused	0	100
Residential Status	Year round	1	99
	Part of the year	0	100
	DK/NA/Refused	0	100
Age Group	18 to 29	0	100
	30 to 49	2	98

	50 to 64	0	100
	65 to 74	0	100
	75 & older	1	99
Home Ownership Status*	Homeowner	1	99
	Renter	0	100
Gender**	Male	0	100
	Female	1	99
Workforce	Workforce	1	99
	Non-workforce	1	99
Education	High School or Less	1	99
	Some College	1	99
	College Graduate	1	99
Race	White/Caucasian	1	99
	Black/African American	0	100
	Hispanic/Latino	0	100
	Other	0	100
Household Income	Less than \$30,000	0	100
	\$30,000 to \$49,999	2	98
	\$50,000 to \$99,999	1	99
	\$100,000+	1	99
	DK/NA/Refused	0	100
Child Under 18 at Home**	Yes	2	98
	No	0	100
Resident Location	Unincorporated	1	99
	In a City	1	99
City	Sarasota City	0	100
	Venice City	0	100
	North Port	1	99
	Longboat Key	0	100
	Unincorporated		
	University Parkway to Clark Road	0	100
	Clark Road to Blackburn Point Road	2	98
	Blackburn Point Road to River Road	2	98
	River Road to the South County Line	0	100
Business Ownership	Yes	2	98
	No	1	99
	DK/NA/Refused	0	100

Question 6i

**Significant Factors: Most Important Issue Facing Sarasota County Today: Ethics of Public Officials**

		Ethics of public officials	
		Yes	Not mentioned
		%	%
Aggregate	Total	1	99
Length of Residency	Less than one year	0	100
	1 to 5 years	0	100
	6 to 10 years	2	98
	More than 10 years	1	99
	DK/NA/Refused	0	100
Residential Status	Year round	1	99
	Part of the year	0	100
	DK/NA/Refused	0	100
Age Group*	18 to 29	3	97
	30 to 49	1	99
	50 to 64	1	99
	65 to 74	0	100
	75 & older	0	100
Home Ownership Status	Homeowner	1	99
	Renter	1	99
Gender	Male	1	99
	Female	1	99
Workforce*	Workforce	1	99
	Non-workforce	0	100
Education***	High School or Less	1	99
	Some College	2	98
	College Graduate	0	100
Race	White/Caucasian	1	99
	Black/African American	0	100
	Hispanic/Latino	0	100
	Other	0	100
Household Income**	Less than \$30,000	0	100
	\$30,000 to \$49,999	3	97
	\$50,000 to \$99,999	0	100
	\$100,000+	0	100

	DK/NA/Refused	1	99
Child Under 18 at Home**	Yes	2	98
	No	0	100
Resident Location	Unincorporated	1	99
	In a City	1	99
City**	Sarasota City	0	100
	Venice City	7	93
	North Port	1	99
	Longboat Key	0	100
Unincorporated	University Parkway to Clark Road	1	99
	Clark Road to Blackburn Point Road	0	100
	Blackburn Point Road to River Road	1	99
	River Road to the South County Line	0	100
Business Ownership	Yes	0	100
	No	1	99
	DK/NA/Refused	0	100

### Question 6j

#### Significant Factors: Most Important Issue Facing Sarasota County Today: Election

		Election	
		Yes	Not mentioned
		%	%
Aggregate	Total	3	97
Length of Residency	Less than one year	2	98
	1 to 5 years	2	98
	6 to 10 years	4	96
	More than 10 years	2	98
	DK/NA/Refused	0	100
Residential Status	Year round	3	97
	Part of the year	0	100
	DK/NA/Refused	0	100
Age Group	18 to 29	1	99
	30 to 49	3	97
	50 to 64	3	97
	65 to 74	3	97

	75 & older	2	98
Home Ownership Status	Homeowner	3	97
	Renter	3	97
Gender	Male	2	98
	Female	3	97
Workforce	Workforce	3	97
	Non-workforce	3	97
Education	High School or Less	2	98
	Some College	2	98
	College Graduate	3	97
Race	White/Caucasian	2	98
	Black/African American	4	96
	Hispanic/Latino	4	96
	Other	3	97
Household Income	Less than \$30,000	1	99
	\$30,000 to \$49,999	3	97
	\$50,000 to \$99,999	2	98
	\$100,000+	4	96
	DK/NA/Refused	2	98
Child Under 18 at Home	Yes	3	97
	No	3	97
Resident Location	Unincorporated	3	97
	In a City	2	98
City	Sarasota City	1	99
	Venice City	5	95
	North Port	3	97
	Longboat Key	0	100
Unincorporated*	University Parkway to Clark Road	2	98
	Clark Road to Blackburn Point Road	3	97
	Blackburn Point Road to River Road	3	97
	River Road to the South County Line	19	81
Business Ownership	Yes	5	95
	No	3	97
	DK/NA/Refused	0	100



Question 6k

Significant Factors: Most Important Issue Facing Sarasota County Today: Diversity

		Diversity	
		Yes	Not mentioned
		%	%
Aggregate	Total	2	98
Length of Residency	Less than one year	3	97
	1 to 5 years	1	99
	6 to 10 years	5	95
	More than 10 years	2	98
	DK/NA/Refused	0	100
Residential Status	Year round	2	98
	Part of the year	0	100
	DK/NA/Refused	0	100
Age Group*	18 to 29	5	95
	30 to 49	3	97
	50 to 64	2	98
	65 to 74	1	99
	75 & older	1	99
Home Ownership Status	Homeowner	2	98
	Renter	3	97
Gender	Male	2	98
	Female	2	98
Workforce***	Workforce	4	96
	Non-workforce	1	99
Education***	High School or Less	4	96
	Some College	2	98
	College Graduate	1	99
Race	White/Caucasian	2	98
	Black/African American	2	98
	Hispanic/Latino	5	95
	Other	1	99
Household Income**	Less than \$30,000	4	96
	\$30,000 to \$49,999	5	95
	\$50,000 to \$99,999	2	98
	\$100,000+	1	99
	DK/NA/Refused	2	98

Child Under 18 at Home***	Yes	5	95
	No	1	99
Resident Location	Unincorporated	2	98
	In a City	2	98
City	Sarasota City	2	98
	Venice City	0	100
	North Port	3	97
	Longboat Key	2	98
Unincorporated	University Parkway to Clark Road	3	97
	Clark Road to Blackburn Point Road	2	98
	Blackburn Point Road to River Road	2	98
	River Road to the South County Line	0	100
Business Ownership	Yes	1	99
	No	3	97
	DK/NA/Refused	0	100

### Question 6I

#### Significant Factors: Most Important Issue Facing Sarasota County Today: Water

		Water	
		Yes	Not mentioned
		%	%
Aggregate	Total	2	98
Length of Residency*	Less than one year	0	100
	1 to 5 years	1	99
	6 to 10 years	2	98
	More than 10 years	3	97
	DK/NA/Refused	29	71
Residential Status	Year round	2	98
	Part of the year	0	100
	DK/NA/Refused	0	100
Age Group	18 to 29	4	96
	30 to 49	2	98
	50 to 64	2	98
	65 to 74	2	98
	75 & older	3	97

Home Ownership Status	Homeowner	3	97
	Renter	1	99
Gender	Male	2	98
	Female	3	97
Workforce	Workforce	2	98
	Non-workforce	3	97
Education	High School or Less	3	97
	Some College	1	99
	College Graduate	2	98
Race	White/Caucasian	3	97
	Black/African American	4	96
	Hispanic/Latino	1	99
	Other	0	100
Household Income*	Less than \$30,000	1	99
	\$30,000 to \$49,999	5	95
	\$50,000 to \$99,999	2	98
	\$100,000+	1	99
	DK/NA/Refused	1	99
Child Under 18 at Home	Yes	2	98
	No	3	97
Resident Location	Unincorporated	2	98
	In a City	3	97
City	Sarasota City	3	97
	Venice City	4	96
	North Port	3	97
	Longboat Key	0	100
Unincorporated	University Parkway to Clark Road	1	99
	Clark Road to Blackburn Point Road	2	98
	Blackburn Point Road to River Road	4	96
	River Road to the South County Line	0	100
Business Ownership	Yes	1	99
	No	3	97
	DK/NA/Refused	0	100

Question 6m

Significant Factors: Most Important Issue Facing Sarasota County Today: Taxes

		Taxes	
		Yes	Not mentioned
		%	%
Aggregate	Total	3	97
Length of Residency	Less than one year	1	99
	1 to 5 years	3	97
	6 to 10 years	2	98
	More than 10 years	4	96
	DK/NA/Refused	0	100
Residential Status	Year round	3	97
	Part of the year	3	97
	DK/NA/Refused	0	100
Age Group	18 to 29	4	96
	30 to 49	3	97
	50 to 64	4	96
	65 to 74	2	98
	75 & older	2	98
Home Ownership Status	Homeowner	3	97
	Renter	3	97
Gender	Male	3	97
	Female	3	97
Workforce*	Workforce	4	96
	Non-workforce	2	98
Education	High School or Less	4	96
	Some College	3	97
	College Graduate	2	98
Race	White/Caucasian	3	97
	Black/African American	7	93
	Hispanic/Latino	4	96
	Other	1	99
Household Income	Less than \$30,000	2	98
	\$30,000 to \$49,999	6	94
	\$50,000 to \$99,999	3	97
	\$100,000+	2	98
	DK/NA/Refused	2	98

Child Under 18 at Home	Yes	5	95
	No	3	97
Resident Location**	Unincorporated	2	98
	In a City	5	95
City	Sarasota City	3	97
	Venice City	4	96
	North Port	8	92
	Longboat Key	0	100
Unincorporated	University Parkway to Clark Road	3	97
	Clark Road to Blackburn Point Road	0	100
	Blackburn Point Road to River Road	2	98
	River Road to the South County Line	3	97
Business Ownership	Yes	3	97
	No	3	97
	DK/NA/Refused	0	100

#### Question 6n

#### Significant Factors: Most Important Issue Facing Sarasota County Today: Quality of Our Waterways

		Quality of our waterways	
		Yes	Not mentioned
		%	%
Aggregate	Total	2	98
Length of Residency	Less than one year	2	98
	1 to 5 years	1	99
	6 to 10 years	2	98
	More than 10 years	2	98
	DK/NA/Refused	0	100
Residential Status	Year round	2	98
	Part of the year	0	100
	DK/NA/Refused	0	100
Age Group	18 to 29	2	98
	30 to 49	3	97
	50 to 64	2	98
	65 to 74	3	97

	75 & older	1	99
Home Ownership Status	Homeowner	2	98
	Renter	1	99
Gender	Male	2	98
	Female	2	98
Workforce	Workforce	3	97
	Non-workforce	2	98
Education	High School or Less	2	98
	Some College	3	97
	College Graduate	2	98
Race	White/Caucasian	2	98
	Black/African American	3	97
	Hispanic/Latino	1	99
	Other	1	99
Household Income	Less than \$30,000	1	99
	\$30,000 to \$49,999	3	97
	\$50,000 to \$99,999	2	98
	\$100,000+	2	98
	DK/NA/Refused	1	99
Child Under 18 at Home	Yes	3	97
	No	2	98
Resident Location	Unincorporated	2	98
	In a City	3	97
City	Sarasota City	3	97
	Venice City	8	92
	North Port	2	98
	Longboat Key	0	100
Unincorporated	University Parkway to Clark Road	1	99
	Clark Road to Blackburn Point Road	3	97
	Blackburn Point Road to River Road	3	97
	River Road to the South County Line	0	100
Business Ownership	Yes	2	98
	No	2	98
	DK/NA/Refused	1	99

Question 60

Significant Factors: Most Important Issue Facing Sarasota County Today: Health Care

		Health care	
		Yes	Not mentioned
		%	%
Aggregate	Total	3	97
Length of Residency	Less than one year	11	89
	1 to 5 years	5	95
	6 to 10 years	4	96
	More than 10 years	3	97
	DK/NA/Refused	0	100
Residential Status	Year round	4	96
	Part of the year	0	100
	DK/NA/Refused	0	100
Age Group	18 to 29	4	96
	30 to 49	2	98
	50 to 64	4	96
	65 to 74	5	95
	75 & older	3	97
Home Ownership Status	Homeowner	4	96
	Renter	3	97
Gender	Male	3	97
	Female	4	96
Workforce**	Workforce	2	98
	Non-workforce	5	95
Education	High School or Less	4	96
	Some College	4	96
	College Graduate	3	97
Race	White/Caucasian	4	96
	Black/African American	4	96
	Hispanic/Latino	2	98
	Other	3	97
Household Income	Less than \$30,000	4	96
	\$30,000 to \$49,999	3	97
	\$50,000 to \$99,999	4	96
	\$100,000+	2	98
	DK/NA/Refused	5	95

Child Under 18 at Home**	Yes	1	99
	No	4	96
Resident Location	Unincorporated	3	97
	In a City	4	96
City	Sarasota City	4	96
	Venice City	0	100
	North Port	5	95
	Longboat Key	0	100
Unincorporated	University Parkway to Clark Road	5	95
	Clark Road to Blackburn Point Road	2	98
	Blackburn Point Road to River Road	2	98
	River Road to the South County Line	0	100
Business Ownership	Yes	2	98
	No	4	96
	DK/NA/Refused	0	100

### Question 6p

### Significant Factors: Most Important Issue Facing Sarasota County Today: Racial Concerns

		Racial concerns	
		Yes	Not mentioned
		%	%
Aggregate	Total	2	98
Length of Residency	Less than one year	4	96
	1 to 5 years	1	99
	6 to 10 years	2	98
	More than 10 years	2	98
	DK/NA/Refused	0	100
Residential Status	Year round	2	98
	Part of the year	0	100
	DK/NA/Refused	0	100
Age Group	18 to 29	3	97
	30 to 49	2	98
	50 to 64	1	99
	65 to 74	2	98



	75 & older	1	99
Home Ownership Status**	Homeowner	1	99
	Renter	4	96
Gender*	Male	2	98
	Female	1	99
Workforce	Workforce	2	98
	Non-workforce	1	99
Education***	High School or Less	3	97
	Some College	1	99
	College Graduate	0	100
Race	White/Caucasian	1	99
	Black/African American	2	98
	Hispanic/Latino	2	98
	Other	3	97
Household Income	Less than \$30,000	0	100
	\$30,000 to \$49,999	3	97
	\$50,000 to \$99,999	1	99
	\$100,000+	1	99
	DK/NA/Refused	3	97
Child Under 18 at Home	Yes	2	98
	No	1	99
Resident Location	Unincorporated	2	98
	In a City	2	98
City	Sarasota City	3	97
	Venice City	1	99
	North Port	1	99
	Longboat Key	0	100
Unincorporated	University Parkway to Clark Road	2	98
	Clark Road to Blackburn Point Road	0	100
	Blackburn Point Road to River Road	1	99
	River Road to the South County Line	4	96
Business Ownership	Yes	0	100
	No	2	98
	DK/NA/Refused	5	95

Question 6q

**Significant Factors: Most Important Issue Facing Sarasota County Today: Youth Services**

		Youth services	
		Yes	Not mentioned
		%	%
Aggregate	Total	1	99
Length of Residency	Less than one year	0	100
	1 to 5 years	1	99
	6 to 10 years	2	98
	More than 10 years	0	100
	DK/NA/Refused	0	100
Residential Status	Year round	1	99
	Part of the year	0	100
	DK/NA/Refused	0	100
Age Group*	18 to 29	2	98
	30 to 49	2	98
	50 to 64	0	100
	65 to 74	0	100
	75 & older	0	100
Home Ownership Status**	Homeowner	0	100
	Renter	2	98
Gender	Male	0	100
	Female	1	99
Workforce	Workforce	1	99
	Non-workforce	1	99
Education	High School or Less	1	99
	Some College	0	100
	College Graduate	0	100
Race	White/Caucasian	0	100
	Black/African American	2	98
	Hispanic/Latino	1	99
	Other	3	97
Household Income*	Less than \$30,000	3	97
	\$30,000 to \$49,999	1	99
	\$50,000 to \$99,999	1	99
	\$100,000+	0	100

	DK/NA/Refused	0	100
Child Under 18 at Home***	Yes	2	98
	No	0	100
Resident Location	Unincorporated	1	99
	In a City	1	99
City*	Sarasota City	0	100
	Venice City	4	96
	North Port	0	100
	Longboat Key	0	100
Unincorporated	University Parkway to Clark Road	1	99
	Clark Road to Blackburn Point Road	2	98
	Blackburn Point Road to River Road	0	100
	River Road to the South County Line	0	100
Business Ownership	Yes	2	98
	No	1	99
	DK/NA/Refused	0	100

### Question 6r

### Significant Factors: Most Important Issue Facing Sarasota County Today: Drugs/Substance Abuse

		Drugs/substance abuse	
		Yes	Not mentioned
		%	%
Aggregate	Total	1	99
Length of Residency	Less than one year	0	100
	1 to 5 years	1	99
	6 to 10 years	1	99
	More than 10 years	1	99
	DK/NA/Refused	0	100
Residential Status	Year round	1	99
	Part of the year	0	100
	DK/NA/Refused	0	100
Age Group	18 to 29	0	100
	30 to 49	1	99
	50 to 64	1	99

	65 to 74	1	99
	75 & older	1	99
Home Ownership Status	Homeowner	1	99
	Renter	1	99
Gender	Male	1	99
	Female	1	99
Workforce	Workforce	2	98
	Non-workforce	0	100
Education	High School or Less	1	99
	Some College	1	99
	College Graduate	1	99
Race	White/Caucasian	1	99
	Black/African American	1	99
	Hispanic/Latino	1	99
	Other	0	100
Household Income	Less than \$30,000	3	97
	\$30,000 to \$49,999	2	98
	\$50,000 to \$99,999	0	100
	\$100,000+	1	99
	DK/NA/Refused	0	100
Child Under 18 at Home	Yes	1	99
	No	1	99
Resident Location	Unincorporated	1	99
	In a City	1	99
City	Sarasota City	2	98
	Venice City	0	100
	North Port	2	98
	Longboat Key	0	100
Unincorporated	University Parkway to Clark Road	1	99
	Clark Road to Blackburn Point Road	0	100
	Blackburn Point Road to River Road	1	99
	River Road to the South County Line	0	100
Business Ownership	Yes	1	99
	No	1	99
	DK/NA/Refused	0	100

Question 6s

**Significant Factors: Most Important Issue Facing Sarasota County Today:  
Homelessness**

		Homelessness	
		Yes	Not mentioned
		%	%
Aggregate	Total	4	96
Length of Residency	Less than one year	5	95
	1 to 5 years	2	98
	6 to 10 years	5	95
	More than 10 years	4	96
	DK/NA/Refused	0	100
Residential Status	Year round	4	96
	Part of the year	0	100
	DK/NA/Refused	0	100
Age Group	18 to 29	4	96
	30 to 49	6	94
	50 to 64	2	98
	65 to 74	3	97
	75 & older	3	97
Home Ownership Status	Homeowner	3	97
	Renter	5	95
Gender	Male	4	96
	Female	4	96
Workforce	Workforce	4	96
	Non-workforce	3	97
Education	High School or Less	4	96
	Some College	2	98
	College Graduate	4	96
Race	White/Caucasian	4	96
	Black/African American	5	95
	Hispanic/Latino	2	98
	Other	4	96
Household Income	Less than \$30,000	3	97
	\$30,000 to \$49,999	3	97
	\$50,000 to \$99,999	4	96
	\$100,000+	3	97

	DK/NA/Refused	5	95
Child Under 18 at Home	Yes	5	95
	No	3	97
Resident Location	Unincorporated	3	97
	In a City	4	96
City	Sarasota City	4	96
	Venice City	7	93
	North Port	3	97
	Longboat Key	14	86
Unincorporated*	University Parkway to Clark Road	5	95
	Clark Road to Blackburn Point Road	1	99
	Blackburn Point Road to River Road	2	98
	River Road to the South County Line	14	86
Business Ownership	Yes	5	95
	No	4	96
	DK/NA/Refused	0	100

#### Question 6t

### Significant Factors: Most Important Issue Facing Sarasota County Today: Economy/Jobs

		Economy/jobs	
		Yes	Not mentioned
		%	%
Aggregate	Total	4	96
Length of Residency*	Less than one year	0	100
	1 to 5 years	7	93
	6 to 10 years	5	95
	More than 10 years	3	97
	DK/NA/Refused	0	100
Residential Status	Year round	4	96
	Part of the year	7	93
	DK/NA/Refused	0	100
Age Group	18 to 29	4	96
	30 to 49	6	94
	50 to 64	4	96

	65 to 74	4	96
	75 & older	3	97
Home Ownership Status*	Homeowner	4	96
	Renter	7	93
Gender	Male	4	96
	Female	4	96
Workforce**	Workforce	6	94
	Non-workforce	2	98
Education	High School or Less	4	96
	Some College	6	94
	College Graduate	4	96
Race	White/Caucasian	4	96
	Black/African American	1	99
	Hispanic/Latino	5	95
	Other	3	97
Household Income	Less than \$30,000	10	90
	\$30,000 to \$49,999	5	95
	\$50,000 to \$99,999	3	97
	\$100,000+	5	95
	DK/NA/Refused	3	97
Child Under 18 at Home	Yes	6	94
	No	4	96
Resident Location	Unincorporated	4	96
	In a City	4	96
City	Sarasota City	5	95
	Venice City	2	98
	North Port	5	95
	Longboat Key	0	100
Unincorporated	University Parkway to Clark Road	5	95
	Clark Road to Blackburn Point Road	4	96
	Blackburn Point Road to River Road	2	98
	River Road to the South County Line	0	100
Business Ownership	Yes	6	94
	No	4	96
	DK/NA/Refused	8	92

Question 6u

Significant Factors: Most Important Issue Facing Sarasota County Today: Energy Costs

		Energy costs	
		Yes	Not mentioned
		%	%
Aggregate	Total	1	99
Length of Residency	Less than one year	6	94
	1 to 5 years	1	99
	6 to 10 years	0	100
	More than 10 years	1	99
	DK/NA/Refused	0	100
Residential Status	Year round	1	99
	Part of the year	3	97
	DK/NA/Refused	0	100
Age Group*	18 to 29	1	99
	30 to 49	3	97
	50 to 64	1	99
	65 to 74	0	100
	75 & older	1	99
Home Ownership Status	Homeowner	1	99
	Renter	1	99
Gender	Male	1	99
	Female	1	99
Workforce	Workforce	1	99
	Non-workforce	1	99
Education	High School or Less	1	99
	Some College	1	99
	College Graduate	1	99
Race	White/Caucasian	1	99
	Black/African American	1	99
	Hispanic/Latino	1	99
	Other	1	99
Household Income	Less than \$30,000	2	98
	\$30,000 to \$49,999	2	98
	\$50,000 to \$99,999	1	99
	\$100,000+	0	100
	DK/NA/Refused	2	98



Child Under 18 at Home	Yes	1	99
	No	1	99
Resident Location	Unincorporated	1	99
	In a City	1	99
City	Sarasota City	2	98
	Venice City	3	97
	North Port	0	100
	Longboat Key	0	100
Unincorporated	University Parkway to Clark Road	1	99
	Clark Road to Blackburn Point Road	0	100
	Blackburn Point Road to River Road	2	98
	River Road to the South County Line	0	100
Business Ownership*	Yes	1	99
	No	1	99
	DK/NA/Refused	10	90

#### Question 6v

### Significant Factors: Most Important Issue Facing Sarasota County Today: Climate Change/Global Warming

		Climate change/global warming	
		Yes	Not mentioned
		%	%
Aggregate	Total	1	99
Length of Residency	Less than one year	0	100
	1 to 5 years	2	98
	6 to 10 years	1	99
	More than 10 years	1	99
	DK/NA/Refused	0	100
Residential Status	Year round	1	99
	Part of the year	0	100
	DK/NA/Refused	0	100
Age Group	18 to 29	2	98
	30 to 49	1	99
	50 to 64	2	98
	65 to 74	1	99

	75 & older	1	99
Home Ownership Status	Homeowner	1	99
	Renter	2	98
Gender*	Male	1	99
	Female	2	98
Workforce	Workforce	2	98
	Non-workforce	1	99
Education	High School or Less	1	99
	Some College	2	98
	College Graduate	2	98
Race	White/Caucasian	2	98
	Black/African American	0	100
	Hispanic/Latino	1	99
	Other	0	100
Household Income	Less than \$30,000	2	98
	\$30,000 to \$49,999	0	100
	\$50,000 to \$99,999	1	99
	\$100,000+	2	98
	DK/NA/Refused	3	97
Child Under 18 at Home	Yes	2	98
	No	1	99
Resident Location	Unincorporated	2	98
	In a City	1	99
City	Sarasota City	1	99
	Venice City	0	100
	North Port	1	99
	Longboat Key	0	100
Unincorporated	University Parkway to Clark Road	1	99
	Clark Road to Blackburn Point Road	2	98
	Blackburn Point Road to River Road	3	97
	River Road to the South County Line	0	100
Business Ownership	Yes	1	99
	No	1	99
	DK/NA/Refused	5	95

Question 6w

Significant Factors: Most Important Issue Facing Sarasota County Today: Insurance

		Insurance	
		Yes	Not mentioned
		%	%
Aggregate	Total	0	100
Length of Residency	Less than one year	0	100
	1 to 5 years	1	99
	6 to 10 years	1	99
	More than 10 years	0	100
	DK/NA/Refused	0	100
Residential Status	Year round	0	100
	Part of the year	0	100
	DK/NA/Refused	0	100
Age Group	18 to 29	0	100
	30 to 49	1	99
	50 to 64	1	99
	65 to 74	0	100
	75 & older	0	100
Home Ownership Status	Homeowner	0	100
	Renter	0	100
Gender	Male	0	100
	Female	0	100
Workforce	Workforce	1	99
	Non-workforce	0	100
Education	High School or Less	1	99
	Some College	0	100
	College Graduate	0	100
Race	White/Caucasian	0	100
	Black/African American	0	100
	Hispanic/Latino	1	99
	Other	0	100
Household Income	Less than \$30,000	0	100
	\$30,000 to \$49,999	0	100
	\$50,000 to \$99,999	0	100
	\$100,000+	1	99
	DK/NA/Refused	1	99

Child Under 18 at Home	Yes	0	100
	No	0	100
Resident Location	Unincorporated	0	100
	In a City	1	99
City**	Sarasota City	0	100
	Venice City	0	100
	North Port	0	100
	Longboat Key	10	90
Unincorporated	University Parkway to Clark Road	1	99
	Clark Road to Blackburn Point Road	1	99
	Blackburn Point Road to River Road	0	100
	River Road to the South County Line	0	100
Business Ownership	Yes	0	100
	No	0	100
	DK/NA/Refused	0	100

#### Question 6x

There were no respondents that cited “Declining property values” as being the most important issue facing Sarasota County today.

#### Question 6y

### Significant Factors: Most Important Issue Facing Sarasota County Today: Public Schools

		Public schools	
		Yes	Not mentioned
		%	%
Aggregate	Total	2	98
Length of Residency	Less than one year	0	100
	1 to 5 years	2	98
	6 to 10 years	2	98
	More than 10 years	2	98
	DK/NA/Refused	31	69
Residential Status	Year round	2	98
	Part of the year	0	100
	DK/NA/Refused	0	100
Age Group**	18 to 29	0	100

	30 to 49	3	97
	50 to 64	1	99
	65 to 74	2	98
	75 & older	4	96
Home Ownership Status	Homeowner	2	98
	Renter	1	99
Gender	Male	2	98
	Female	2	98
Workforce	Workforce	2	98
	Non-workforce	3	97
Education	High School or Less	1	99
	Some College	2	98
	College Graduate	3	97
Race	White/Caucasian	2	98
	Black/African American	2	98
	Hispanic/Latino	3	97
	Other	0	100
Household Income	Less than \$30,000	3	97
	\$30,000 to \$49,999	1	99
	\$50,000 to \$99,999	2	98
	\$100,000+	3	97
	DK/NA/Refused	2	98
Child Under 18 at Home	Yes	3	97
	No	2	98
Resident Location	Unincorporated	2	98
	In a City	2	98
City	Sarasota City	3	97
	Venice City	0	100
	North Port	3	97
	Longboat Key	0	100
Unincorporated	University Parkway to Clark Road	3	97
	Clark Road to Blackburn Point Road	2	98
	Blackburn Point Road to River Road	2	98
	River Road to the South County Line	0	100
Business Ownership*	Yes	0	100
	No	2	98
	DK/NA/Refused	0	100

Question 6z

**Significant Factors: Most Important Issue Facing Sarasota County Today: Affordable Housing**

		Affordable housing	
		Yes	Not mentioned
		%	%
Aggregate	Total	3	97
Length of Residency	Less than one year	5	95
	1 to 5 years	4	96
	6 to 10 years	4	96
	More than 10 years	2	98
	DK/NA/Refused	0	100
Residential Status	Year round	3	97
	Part of the year	7	93
	DK/NA/Refused	0	100
Age Group	18 to 29	5	95
	30 to 49	2	98
	50 to 64	3	97
	65 to 74	3	97
	75 & older	3	97
Home Ownership Status***	Homeowner	2	98
	Renter	8	92
Gender	Male	3	97
	Female	3	97
Workforce	Workforce	3	97
	Non-workforce	2	98
Education	High School or Less	2	98
	Some College	3	97
	College Graduate	4	96
Race	White/Caucasian	3	97
	Black/African American	3	97
	Hispanic/Latino	4	96
	Other	4	96
Household Income	Less than \$30,000	3	97
	\$30,000 to \$49,999	3	97
	\$50,000 to \$99,999	4	96
	\$100,000+	2	98

	DK/NA/Refused	2	98
Child Under 18 at Home	Yes	3	97
	No	3	97
Resident Location	Unincorporated	3	97
	In a City	2	98
City	Sarasota City	4	96
	Venice City	1	99
	North Port	2	98
	Longboat Key	0	100
Unincorporated	University Parkway to Clark Road	4	96
	Clark Road to Blackburn Point Road	4	96
	Blackburn Point Road to River Road	2	98
	River Road to the South County Line	9	91
Business Ownership	Yes	4	96
	No	3	97
	DK/NA/Refused	4	96

### Question 6aa

### Significant Factors: Most Important Issue Facing Sarasota County Today: Senior Services

		Senior services	
		Yes	Not mentioned
		%	%
Aggregate	Total	0	100
Length of Residency	Less than one year	0	100
	1 to 5 years	0	100
	6 to 10 years	0	100
	More than 10 years	1	99
	DK/NA/Refused	0	100
Residential Status	Year round	0	100
	Part of the year	0	100
	DK/NA/Refused	0	100
Age Group	18 to 29	1	99
	30 to 49	0	100
	50 to 64	0	100

	65 to 74	1	99
	75 & older	0	100
Home Ownership Status	Homeowner	0	100
	Renter	0	100
Gender*	Male	1	99
	Female	0	100
Workforce	Workforce	0	100
	Non-workforce	0	100
Education	High School or Less	1	99
	Some College	0	100
	College Graduate	0	100
Race	White/Caucasian	0	100
	Black/African American	1	99
	Hispanic/Latino	1	99
	Other	0	100
Household Income*	Less than \$30,000	0	100
	\$30,000 to \$49,999	0	100
	\$50,000 to \$99,999	0	100
	\$100,000+	0	100
	DK/NA/Refused	1	99
Child Under 18 at Home	Yes	0	100
	No	0	100
Resident Location*	Unincorporated	0	100
	In a City	0	100
City	Sarasota City	1	99
	Venice City	0	100
	North Port	0	100
	Longboat Key	0	100
Unincorporated	University Parkway to Clark Road	0	100
	Clark Road to Blackburn Point Road	0	100
	Blackburn Point Road to River Road	0	100
	River Road to the South County Line	0	100
Business Ownership***	Yes	0	100
	No	0	100
	DK/NA/Refused	9	91



**Question 6ab**

**Significant Factors: Most Important Issue Facing Sarasota County Today: Hurricanes**

		Hurricanes	
		Yes	Not mentioned
		%	%
Aggregate	Total	0	100
Length of Residency	Less than one year	0	100
	1 to 5 years	1	99
	6 to 10 years	0	100
	More than 10 years	0	100
	DK/NA/Refused	0	100
Residential Status	Year round	0	100
	Part of the year	0	100
	DK/NA/Refused	0	100
Age Group*	18 to 29	2	98
	30 to 49	0	100
	50 to 64	0	100
	65 to 74	0	100
	75 & older	0	100
Home Ownership Status*	Homeowner	0	100
	Renter	1	99
Gender*	Male	1	99
	Female	0	100
Workforce	Workforce	0	100
	Non-workforce	0	100
Education	High School or Less	1	99
	Some College	0	100
	College Graduate	0	100
Race	White/Caucasian	0	100
	Black/African American	1	99
	Hispanic/Latino	0	100
	Other	0	100
Household Income	Less than \$30,000	1	99
	\$30,000 to \$49,999	0	100
	\$50,000 to \$99,999	0	100
	\$100,000+	0	100
	DK/NA/Refused	1	99

Child Under 18 at Home	Yes	0	100
	No	0	100
Resident Location	Unincorporated	0	100
	In a City	0	100
City	Sarasota City	0	100
	Venice City	0	100
	North Port	0	100
	Longboat Key	0	100
Unincorporated	University Parkway to Clark Road	0	100
	Clark Road to Blackburn Point Road	1	99
	Blackburn Point Road to River Road	0	100
	River Road to the South County Line	0	100
Business Ownership**	Yes	0	100
	No	0	100
	DK/NA/Refused	6	94

### Question 6ac

#### Significant Factors: Most Important Issue Facing Sarasota County Today: Immigration

		Immigration	
		Yes	Not mentioned
		%	%
Aggregate	Total	0	100
Length of Residency	Less than one year	0	100
	1 to 5 years	1	99
	6 to 10 years	0	100
	More than 10 years	0	100
	DK/NA/Refused	0	100
Residential Status***	Year round	0	100
	Part of the year	10	90
	DK/NA/Refused	0	100
Age Group	18 to 29	0	100
	30 to 49	0	100
	50 to 64	0	100
	65 to 74	1	99
	75 & older	0	100
Home Ownership Status	Homeowner	0	100

	Renter	1	99
Gender*	Male	0	100
	Female	0	100
Workforce*	Workforce	0	100
	Non-workforce	0	100
Education*	High School or Less	1	99
	Some College	0	100
	College Graduate	0	100
Race	White/Caucasian	0	100
	Black/African American	0	100
	Hispanic/Latino	1	99
	Other	0	100
Household Income*	Less than \$30,000	0	100
	\$30,000 to \$49,999	0	100
	\$50,000 to \$99,999	0	100
	\$100,000+	0	100
	DK/NA/Refused	1	99
Child Under 18 at Home	Yes	0	100
	No	0	100
Resident Location	Unincorporated	0	100
	In a City	0	100
City	Sarasota City	0	100
	Venice City	0	100
	North Port	0	100
	Longboat Key	0	100
Unincorporated	University Parkway to Clark Road	1	99
	Clark Road to Blackburn Point Road	0	100
	Blackburn Point Road to River Road	0	100
	River Road to the South County Line	0	100
Business Ownership	Yes	0	100
	No	0	100
	DK/NA/Refused	0	100

#### Question 6ad

**There were no respondents that cited “Foreclosures” as being the most important issue facing Sarasota County today.**

Question 6ae

**Significant Factors: Most Important Issue Facing Sarasota County Today:  
Neighborhood Deterioration**

		Neighborhood deterioration	
		Yes	Not mentioned
		%	%
Aggregate	Total	0	100
Length of Residency	Less than one year	0	100
	1 to 5 years	0	100
	6 to 10 years	0	100
	More than 10 years	0	100
	DK/NA/Refused	0	100
Residential Status	Year round	0	100
	Part of the year	0	100
	DK/NA/Refused	0	100
Age Group	18 to 29	0	100
	30 to 49	0	100
	50 to 64	0	100
	65 to 74	1	99
	75 & older	0	100
Home Ownership Status	Homeowner	0	100
	Renter	0	100
Gender	Male	0	100
	Female	0	100
Workforce	Workforce	0	100
	Non-workforce	0	100
Education	High School or Less	0	100
	Some College	0	100
	College Graduate	0	100
Race	White/Caucasian	0	100
	Black/African American	0	100
	Hispanic/Latino	0	100
	Other	0	100
Household Income	Less than \$30,000	0	100
	\$30,000 to \$49,999	0	100
	\$50,000 to \$99,999	0	100
	\$100,000+	0	100

	DK/NA/Refused	1	99
Child Under 18 at Home	Yes	0	100
	No	0	100
Resident Location	Unincorporated	0	100
	In a City	0	100
City	Sarasota City	0	100
	Venice City	0	100
	North Port	0	100
	Longboat Key	0	100
Unincorporated	University Parkway to Clark Road	0	100
	Clark Road to Blackburn Point Road	0	100
	Blackburn Point Road to River Road	1	99
	River Road to the South County Line	0	100
Business Ownership	Yes	0	100
	No	0	100
	DK/NA/Refused	0	100

### Question 6af

#### Significant Factors: Most Important Issue Facing Sarasota County Today: Other

		Yes	Other
		%	Not mentioned
			%
Aggregate	Total	1	99
Length of Residency	Less than one year	4	96
	1 to 5 years	1	99
	6 to 10 years	2	98
	More than 10 years	1	99
	DK/NA/Refused	0	100
Residential Status	Year round	1	99
	Part of the year	0	100
	DK/NA/Refused	0	100
Age Group*	18 to 29	0	100
	30 to 49	1	99
	50 to 64	0	100

	65 to 74	2	98
	75 & older	2	98
Home Ownership Status	Homeowner	1	99
	Renter	1	99
Gender	Male	1	99
	Female	2	98
Workforce	Workforce	1	99
	Non-workforce	2	98
Education	High School or Less	1	99
	Some College	0	100
	College Graduate	2	98
Race	White/Caucasian	2	98
	Black/African American	0	100
	Hispanic/Latino	0	100
	Other	0	100
Household Income	Less than \$30,000	2	98
	\$30,000 to \$49,999	1	99
	\$50,000 to \$99,999	1	99
	\$100,000+	0	100
	DK/NA/Refused	3	97
Child Under 18 at Home	Yes	1	99
	No	2	98
Resident Location	Unincorporated	1	99
	In a City	2	98
City	Sarasota City	1	99
	Venice City	2	98
	North Port	1	99
	Longboat Key	8	92
Unincorporated**	University Parkway to Clark Road	0	100
	Clark Road to Blackburn Point Road	3	97
	Blackburn Point Road to River Road	2	98
	River Road to the South County Line	9	91
Business Ownership**	Yes	0	100
	No	1	99
	DK/NA/Refused	9	91

Question 6ag

**Significant Factors: Most Important Issue Facing Sarasota County Today: There are No Serious Problems**

		There are no serious problems	
		Yes	Not mentioned
		%	%
Aggregate	Total	18	82
Length of Residency	Less than one year	21	79
	1 to 5 years	15	85
	6 to 10 years	16	84
	More than 10 years	19	81
	DK/NA/Refused	25	75
Residential Status	Year round	18	82
	Part of the year	29	71
	DK/NA/Refused	0	100
Age Group***	18 to 29	11	89
	30 to 49	11	89
	50 to 64	21	79
	65 to 74	21	79
	75 & older	22	78
Home Ownership Status***	Homeowner	20	80
	Renter	9	91
Gender	Male	19	81
	Female	17	83
Workforce***	Workforce	13	87
	Non-workforce	23	77
Education	High School or Less	15	85
	Some College	17	83
	College Graduate	21	79
Race	White/Caucasian	18	82
	Black/African American	15	85
	Hispanic/Latino	15	85
	Other	21	79
Household Income***	Less than \$30,000	15	85
	\$30,000 to \$49,999	8	92
	\$50,000 to \$99,999	18	82
	\$100,000+	28	72

	DK/NA/Refused	18	82
Child Under 18 at Home***	Yes	8	92
	No	22	78
Resident Location	Unincorporated	18	82
	In a City	17	83
City	Sarasota City	16	84
	Venice City	19	81
	North Port	18	82
	Longboat Key	13	87
Unincorporated	University Parkway to Clark Road	16	84
	Clark Road to Blackburn Point Road	17	83
	Blackburn Point Road to River Road	22	78
	River Road to the South County Line	29	71
	DK/NA/Refused	19	81
Business Ownership	Yes	22	78
	No	17	83
	DK/NA/Refused	19	81

### Question 6ah

### Significant Factors: Most Important Issue Facing Sarasota County Today: Don't Know/NA/Refused

		DK/NA/Refused	
		Yes	Not mentioned
		%	%
Aggregate	Total	2	98
Length of Residency	Less than one year	3	97
	1 to 5 years	4	96
	6 to 10 years	1	99
	More than 10 years	2	98
	DK/NA/Refused	8	92
Residential Status***	Year round	2	98
	Part of the year	0	100
	DK/NA/Refused	100	0



Age Group	18 to 29	2	98
	30 to 49	4	96
	50 to 64	2	98
	65 to 74	2	98
	75 & older	1	99
Home Ownership Status*	Homeowner	2	98
	Renter	4	96
Gender	Male	2	98
	Female	3	97
Workforce	Workforce	2	98
	Non-workforce	3	97
Education	High School or Less	3	97
	Some College	2	98
	College Graduate	2	98
Race**	White/Caucasian	2	98
	Black/African American	4	96
	Hispanic/Latino	5	95
	Other	8	92
Household Income	Less than \$30,000	5	95
	\$30,000 to \$49,999	2	98
	\$50,000 to \$99,999	1	99
	\$100,000+	1	99
	DK/NA/Refused	4	96
Child Under 18 at Home	Yes	2	98
	No	2	98
Resident Location	Unincorporated	2	98
	In a City	2	98
City	Sarasota City	4	96
	Venice City	0	100
	North Port	1	99
	Longboat Key	0	100
	Unincorporated	University Parkway to Clark Road	2
	Clark Road to Blackburn Point Road	5	95
	Blackburn Point Road to River Road	1	99
	River Road to the South County Line	0	100
Business Ownership**	Yes	0	100
	No	2	98
	DK/NA/Refused	10	90

Question 6ai

**Significant Factors: Most Important Issue Facing Sarasota County Today: Road Conditions**

		Road conditions	
		Yes	Not mentioned
		%	%
Aggregate	Total	0	100
Length of Residency	Less than one year	0	100
	1 to 5 years	1	99
	6 to 10 years	0	100
	More than 10 years	0	100
	DK/NA/Refused	0	100
Residential Status	Year round	0	100
	Part of the year	0	100
	DK/NA/Refused	0	100
Age Group	18 to 29	1	99
	30 to 49	0	100
	50 to 64	0	100
	65 to 74	0	100
	75 & older	0	100
Home Ownership Status	Homeowner	0	100
	Renter	0	100
Gender	Male	1	99
	Female	0	100
Workforce	Workforce	0	100
	Non-workforce	0	100
Education	High School or Less	0	100
	Some College	0	100
	College Graduate	1	99
Race	White/Caucasian	0	100
	Black/African American	0	100
	Hispanic/Latino	1	99
	Other	0	100
Household Income	Less than \$30,000	0	100
	\$30,000 to \$49,999	0	100
	\$50,000 to \$99,999	0	100
	\$100,000+	1	99

	DK/NA/Refused	0	100
Child Under 18 at Home	Yes	0	100
	No	1	99
Resident Location*	Unincorporated	1	99
	In a City	0	100
City	Sarasota City	0	100
	Venice City	0	100
	North Port	0	100
	Longboat Key	0	100
Unincorporated	University Parkway to Clark Road	0	100
	Clark Road to Blackburn Point Road	1	99
	Blackburn Point Road to River Road	1	99
	River Road to the South County Line	4	96
Business Ownership	Yes	0	100
	No	0	100
	DK/NA/Refused	0	100

### Question 6aj

### Significant Factors: Most Important Issue Facing Sarasota County Today: COVID/Pandemic

		COVID/Pandemic	
		Yes	Not mentioned
		%	%
Aggregate	Total	3	97
Length of Residency	Less than one year	0	100
	1 to 5 years	4	96
	6 to 10 years	2	98
	More than 10 years	4	96
	DK/NA/Refused	0	100
Residential Status	Year round	3	97
	Part of the year	0	100
	DK/NA/Refused	0	100
Age Group**	18 to 29	1	99
	30 to 49	1	99
	50 to 64	3	97

	65 to 74	4	96
	75 & older	6	94
Home Ownership Status*	Homeowner	4	96
	Renter	1	99
Gender	Male	3	97
	Female	3	97
Workforce**	Workforce	2	98
	Non-workforce	5	95
Education***	High School or Less	1	99
	Some College	4	96
	College Graduate	5	95
Race	White/Caucasian	4	96
	Black/African American	2	98
	Hispanic/Latino	1	99
	Other	3	97
Household Income	Less than \$30,000	3	97
	\$30,000 to \$49,999	2	98
	\$50,000 to \$99,999	3	97
	\$100,000+	4	96
	DK/NA/Refused	4	96
Child Under 18 at Home	Yes	2	98
	No	4	96
Resident Location	Unincorporated	3	97
	In a City	3	97
City	Sarasota City	4	96
	Venice City	2	98
	North Port	3	97
	Longboat Key	0	100
Unincorporated	University Parkway to Clark Road	3	97
	Clark Road to Blackburn Point Road	2	98
	Blackburn Point Road to River Road	5	95
	River Road to the South County Line	0	100
Business Ownership	Yes	5	95
	No	3	97
	DK/NA/Refused	0	100

Question 6ak

**Significant Factors: Most Important Issue Facing Sarasota County Today: National Politics**

		National politics	
		Yes	Not mentioned
		%	%
Aggregate	Total	1	99
Length of Residency	Less than one year	2	98
	1 to 5 years	2	98
	6 to 10 years	0	100
	More than 10 years	1	99
	DK/NA/Refused	0	100
Residential Status	Year round	1	99
	Part of the year	0	100
	DK/NA/Refused	0	100
Age Group	18 to 29	0	100
	30 to 49	1	99
	50 to 64	1	99
	65 to 74	1	99
	75 & older	0	100
Home Ownership Status	Homeowner	1	99
	Renter	0	100
Gender*	Male	0	100
	Female	1	99
Workforce	Workforce	0	100
	Non-workforce	1	99
Education	High School or Less	0	100
	Some College	0	100
	College Graduate	1	99
Race	White/Caucasian	1	99
	Black/African American	0	100
	Hispanic/Latino	0	100
	Other	0	100
Household Income	Less than \$30,000	0	100
	\$30,000 to \$49,999	0	100
	\$50,000 to \$99,999	1	99
	\$100,000+	1	99

	DK/NA/Refused	1	99
Child Under 18 at Home*	Yes	0	100
	No	1	99
Resident Location*	Unincorporated	0	100
	In a City	1	99
City	Sarasota City	1	99
	Venice City	0	100
	North Port	2	98
	Longboat Key	6	94
Unincorporated	University Parkway to Clark Road	1	99
	Clark Road to Blackburn Point Road	0	100
	Blackburn Point Road to River Road	0	100
	River Road to the South County Line	0	100
Business Ownership	Yes	0	100
	No	1	99
	DK/NA/Refused	0	100

### Question 6a1

#### Significant Factors: Most Important Issue Facing Sarasota County Today: Red Tide

		Red tide	
		Yes	Not mentioned
		%	%
Aggregate	Total	0	100
Length of Residency	Less than one year	0	100
	1 to 5 years	0	100
	6 to 10 years	0	100
	More than 10 years	0	100
	DK/NA/Refused	0	100
Residential Status	Year round	0	100
	Part of the year	0	100
	DK/NA/Refused	0	100
Age Group	18 to 29	0	100
	30 to 49	0	100
	50 to 64	0	100
	65 to 74	0	100

	75 & older	0	100
Home Ownership Status	Homeowner	0	100
	Renter	0	100
Gender	Male	0	100
	Female	0	100
Workforce	Workforce	0	100
	Non-workforce	0	100
Education	High School or Less	0	100
	Some College	0	100
	College Graduate	0	100
Race	White/Caucasian	0	100
	Black/African American	0	100
	Hispanic/Latino	1	99
	Other	0	100
Household Income	Less than \$30,000	0	100
	\$30,000 to \$49,999	0	100
	\$50,000 to \$99,999	0	100
	\$100,000+	0	100
	DK/NA/Refused	0	100
Child Under 18 at Home	Yes	0	100
	No	0	100
Resident Location	Unincorporated	0	100
	In a City	0	100
City	Sarasota City	0	100
	Venice City	0	100
	North Port	0	100
	Longboat Key	0	100
Unincorporated	University Parkway to Clark Road	0	100
	Clark Road to Blackburn Point Road	0	100
	Blackburn Point Road to River Road	0	100
	River Road to the South County Line	0	100
Business Ownership	Yes	1	99
	No	0	100
	DK/NA/Refused	0	100

Question 8a

Significant Factors: Greatest Stress on Household Finances is Caused By:  
Employment/Jobs

		Employment/jobs	
		Yes	Not mentioned
		%	%
Aggregate	Total	2	98
Length of Residency	Less than one year	2	98
	1 to 5 years	2	98
	6 to 10 years	3	97
	More than 10 years	2	98
	DK/NA/Refused	0	100
Residential Status	Year round	2	98
	Part of the year	5	95
	DK/NA/Refused	0	100
Age Group*	18 to 29	1	99
	30 to 49	5	95
	50 to 64	2	98
	65 to 74	1	99
	75 & older	2	98
Home Ownership Status	Homeowner	2	98
	Renter	4	96
Gender**	Male	1	99
	Female	3	97
Workforce*	Workforce	3	97
	Non-workforce	1	99
Education*	High School or Less	1	99
	Some College	5	95
	College Graduate	2	98
Race	White/Caucasian	2	98
	Black/African American	1	99
	Hispanic/Latino	2	98
	Other	3	97
Household Income***	Less than \$30,000	15	85
	\$30,000 to \$49,999	2	98
	\$50,000 to \$99,999	1	99
	\$100,000+	2	98



	DK/NA/Refused	1	99
Child Under 18 at Home*	Yes	4	96
	No	2	98
Resident Location	Unincorporated	2	98
	In a City	3	97
City	Sarasota City	4	96
	Venice City	1	99
	North Port	2	98
	Longboat Key	0	100
Unincorporated	University Parkway to Clark Road	3	97
	Clark Road to Blackburn Point Road	1	99
	Blackburn Point Road to River Road	1	99
	River Road to the South County Line	9	91
Business Ownership	Yes	5	95
	No	2	98
	DK/NA/Refused	0	100

### Question 8b

#### Significant Factors: Greatest Stress on Household Finances is Caused By: Property Taxes

		Property taxes	
		Yes	Not mentioned
		%	%
Aggregate	Total	8	92
Length of Residency	Less than one year	4	96
	1 to 5 years	7	93
	6 to 10 years	9	91
	More than 10 years	7	93
	DK/NA/Refused	0	100
Residential Status	Year round	8	92
	Part of the year	0	100
	DK/NA/Refused	0	100
Age Group*	18 to 29	12	88
	30 to 49	8	92
	50 to 64	10	90

	65 to 74	6	94
	75 & older	5	95
Home Ownership Status	Homeowner	8	92
	Renter	5	95
Gender	Male	9	91
	Female	7	93
Workforce***	Workforce	11	89
	Non-workforce	4	96
Education*	High School or Less	9	91
	Some College	10	90
	College Graduate	5	95
Race	White/Caucasian	8	92
	Black/African American	10	90
	Hispanic/Latino	6	94
	Other	7	93
Household Income***	Less than \$30,000	0	100
	\$30,000 to \$49,999	14	86
	\$50,000 to \$99,999	9	91
	\$100,000+	6	94
	DK/NA/Refused	3	97
Child Under 18 at Home***	Yes	13	87
	No	6	94
Resident Location	Unincorporated	8	92
	In a City	7	93
City	Sarasota City	9	91
	Venice City	4	96
	North Port	7	93
	Longboat Key	7	93
Unincorporated*	University Parkway to Clark Road	7	93
	Clark Road to Blackburn Point Road	4	96
	Blackburn Point Road to River Road	10	90
	River Road to the South County Line	28	72
Business Ownership*	Yes	4	96
	No	8	92
	DK/NA/Refused	0	100

Question 8c

Significant Factors: Greatest Stress on Household Finances is Caused By: Taxes in General

		Taxes in general	
		Yes	Not mentioned
		%	%
Aggregate	Total	6	94
Length of Residency	Less than one year	3	97
	1 to 5 years	6	94
	6 to 10 years	7	93
	More than 10 years	5	95
	DK/NA/Refused	0	100
Residential Status	Year round	6	94
	Part of the year	10	90
	DK/NA/Refused	0	100
Age Group	18 to 29	5	95
	30 to 49	6	94
	50 to 64	7	93
	65 to 74	5	95
	75 & older	4	96
Home Ownership Status	Homeowner	5	95
	Renter	7	93
Gender	Male	5	95
	Female	6	94
Workforce	Workforce	6	94
	Non-workforce	5	95
Education*	High School or Less	8	92
	Some College	4	96
	College Graduate	4	96
Race	White/Caucasian	5	95
	Black/African American	9	91
	Hispanic/Latino	10	90
	Other	8	92
Household Income	Less than \$30,000	6	94
	\$30,000 to \$49,999	8	92
	\$50,000 to \$99,999	6	94
	\$100,000+	3	97

	DK/NA/Refused	4	96
Child Under 18 at Home	Yes	6	94
	No	5	95
Resident Location	Unincorporated	5	95
	In a City	7	93
City	Sarasota City	7	93
	Venice City	3	97
	North Port	8	92
	Longboat Key	0	100
Unincorporated	University Parkway to Clark Road	6	94
	Clark Road to Blackburn Point Road	1	99
	Blackburn Point Road to River Road	6	94
	River Road to the South County Line	10	90
Business Ownership	Yes	3	97
	No	6	94
	DK/NA/Refused	4	96

### Question 8d

### Significant Factors: Greatest Stress on Household Finances is Caused By: Household Finances

		Household finances	
		Yes	Not mentioned
		%	%
Aggregate	Total	7	93
Length of Residency*	Less than one year	23	77
	1 to 5 years	10	90
	6 to 10 years	6	94
	More than 10 years	6	94
	DK/NA/Refused	0	100
Residential Status	Year round	7	93
	Part of the year	0	100
	DK/NA/Refused	0	100
Age Group***	18 to 29	12	88
	30 to 49	7	93

	50 to 64	11	89
	65 to 74	3	97
	75 & older	5	95
Home Ownership Status	Homeowner	7	93
	Renter	7	93
Gender	Male	7	93
	Female	7	93
Workforce**	Workforce	9	91
	Non-workforce	5	95
Education**	High School or Less	10	90
	Some College	6	94
	College Graduate	5	95
Race	White/Caucasian	7	93
	Black/African American	7	93
	Hispanic/Latino	9	91
	Other	16	84
Household Income	Less than \$30,000	8	92
	\$30,000 to \$49,999	8	92
	\$50,000 to \$99,999	7	93
	\$100,000+	6	94
	DK/NA/Refused	7	93
Child Under 18 at Home**	Yes	11	89
	No	6	94
Resident Location	Unincorporated	8	92
	In a City	6	94
City	Sarasota City	6	94
	Venice City	9	91
	North Port	6	94
	Longboat Key	6	94
Unincorporated	University Parkway to Clark Road	8	92
	Clark Road to Blackburn Point Road	6	94
	Blackburn Point Road to River Road	9	91
	River Road to the South County Line	0	100
Business Ownership	Yes	9	91
	No	7	93
	DK/NA/Refused	0	100

Question 8e

**Significant Factors: Greatest Stress on Household Finances is Caused By: Home Foreclosure**

		Home foreclosure	
		Yes	Not mentioned
		%	%
Aggregate	Total	1	99
Length of Residency	Less than one year	1	99
	1 to 5 years	0	100
	6 to 10 years	0	100
	More than 10 years	1	99
	DK/NA/Refused	0	100
Residential Status	Year round	1	99
	Part of the year	0	100
	DK/NA/Refused	0	100
Age Group	18 to 29	0	100
	30 to 49	1	99
	50 to 64	0	100
	65 to 74	0	100
	75 & older	0	100
Home Ownership Status	Homeowner	1	99
	Renter	0	100
Gender	Male	0	100
	Female	1	99
Workforce**	Workforce	1	99
	Non-workforce	0	100
Education*	High School or Less	1	99
	Some College	1	99
	College Graduate	0	100
Race	White/Caucasian	0	100
	Black/African American	0	100
	Hispanic/Latino	1	99
	Other	0	100
Household Income**	Less than \$30,000	0	100
	\$30,000 to \$49,999	2	98
	\$50,000 to \$99,999	0	100
	\$100,000+	0	100

	DK/NA/Refused	0	100
Child Under 18 at Home*	Yes	1	99
	No	0	100
Resident Location	Unincorporated	0	100
	In a City	1	99
City	Sarasota City	0	100
	Venice City	1	99
	North Port	1	99
	Longboat Key	0	100
Unincorporated*	University Parkway to Clark Road	0	100
	Clark Road to Blackburn Point Road	2	98
	Blackburn Point Road to River Road	0	100
	River Road to the South County Line	0	100
Business Ownership	Yes	0	100
	No	1	99
	DK/NA/Refused	0	100

### Question 8f

### Significant Factors: Greatest Stress on Household Finances is Caused By: Home Insurance

		Home insurance	
		Yes	Not mentioned
		%	%
Aggregate	Total	4	96
Length of Residency	Less than one year	8	92
	1 to 5 years	3	97
	6 to 10 years	5	95
	More than 10 years	3	97
	DK/NA/Refused	0	100
Residential Status	Year round	4	96
	Part of the year	0	100
	DK/NA/Refused	0	100
Age Group***	18 to 29	6	94
	30 to 49	8	92
	50 to 64	2	98

	65 to 74	2	98
	75 & older	2	98
Home Ownership Status	Homeowner	4	96
	Renter	2	98
Gender	Male	5	95
	Female	3	97
Workforce***	Workforce	6	94
	Non-workforce	2	98
Education***	High School or Less	6	94
	Some College	3	97
	College Graduate	2	98
Race	White/Caucasian	4	96
	Black/African American	2	98
	Hispanic/Latino	7	93
	Other	0	100
Household Income***	Less than \$30,000	1	99
	\$30,000 to \$49,999	10	90
	\$50,000 to \$99,999	3	97
	\$100,000+	0	100
	DK/NA/Refused	2	98
Child Under 18 at Home***	Yes	7	93
	No	2	98
Resident Location	Unincorporated	3	97
	In a City	5	95
City	Sarasota City	4	96
	Venice City	6	94
	North Port	4	96
	Longboat Key	10	90
Unincorporated	University Parkway to Clark Road	3	97
	Clark Road to Blackburn Point Road	2	98
	Blackburn Point Road to River Road	5	95
	River Road to the South County Line	4	96
Business Ownership**	Yes	0	100
	No	4	96
	DK/NA/Refused	0	100



Question 8g

**Significant Factors: Greatest Stress on Household Finances is Caused By: Investment Portfolio Shrinkage**

		Investment portfolio shrinkage	
		Yes	Not mentioned
		%	%
Aggregate	Total	1	99
Length of Residency	Less than one year	2	98
	1 to 5 years	1	99
	6 to 10 years	0	100
	More than 10 years	1	99
	DK/NA/Refused	0	100
Residential Status	Year round	1	99
	Part of the year	0	100
	DK/NA/Refused	0	100
Age Group**	18 to 29	0	100
	30 to 49	0	100
	50 to 64	2	98
	65 to 74	0	100
	75 & older	0	100
Home Ownership Status	Homeowner	1	99
	Renter	0	100
Gender	Male	0	100
	Female	1	99
Workforce	Workforce	0	100
	Non-workforce	1	99
Education	High School or Less	0	100
	Some College	1	99
	College Graduate	0	100
Race	White/Caucasian	1	99
	Black/African American	0	100
	Hispanic/Latino	1	99
	Other	0	100
Household Income	Less than \$30,000	0	100
	\$30,000 to \$49,999	1	99
	\$50,000 to \$99,999	1	99
	\$100,000+	0	100

	DK/NA/Refused	0	100
Child Under 18 at Home	Yes	1	99
	No	1	99
Resident Location	Unincorporated	1	99
	In a City	1	99
City	Sarasota City	0	100
	Venice City	0	100
	North Port	1	99
	Longboat Key	0	100
Unincorporated	University Parkway to Clark Road	1	99
	Clark Road to Blackburn Point Road	0	100
	Blackburn Point Road to River Road	1	99
	River Road to the South County Line	0	100
Business Ownership	Yes	0	100
	No	1	99
	DK/NA/Refused	0	100

### Question 8h

### Significant Factors: Greatest Stress on Household Finances is Caused By: Prescription Drugs

		Prescription drugs	
		Yes	Not mentioned
		%	%
Aggregate	Total	2	98
Length of Residency**	Less than one year	0	100
	1 to 5 years	1	99
	6 to 10 years	1	99
	More than 10 years	2	98
	DK/NA/Refused	38	62
Residential Status	Year round	2	98
	Part of the year	0	100
	DK/NA/Refused	0	100
Age Group	18 to 29	1	99
	30 to 49	2	98

	50 to 64	1	99
	65 to 74	2	98
	75 & older	3	97
Home Ownership Status**	Homeowner	2	98
	Renter	0	100
Gender	Male	3	97
	Female	1	99
Workforce	Workforce	2	98
	Non-workforce	2	98
Education	High School or Less	2	98
	Some College	2	98
	College Graduate	2	98
Race	White/Caucasian	2	98
	Black/African American	1	99
	Hispanic/Latino	0	100
	Other	1	99
Household Income	Less than \$30,000	3	97
	\$30,000 to \$49,999	2	98
	\$50,000 to \$99,999	2	98
	\$100,000+	1	99
	DK/NA/Refused	1	99
Child Under 18 at Home	Yes	1	99
	No	2	98
Resident Location	Unincorporated	2	98
	In a City	3	97
City	Sarasota City	2	98
	Venice City	1	99
	North Port	4	96
	Longboat Key	0	100
Unincorporated	University Parkway to Clark Road	1	99
	Clark Road to Blackburn Point Road	1	99
	Blackburn Point Road to River Road	3	97
	River Road to the South County Line	0	100
Business Ownership	Yes	1	99
	No	2	98
	DK/NA/Refused	0	100

Question 8i

Significant Factors: Greatest Stress on Household Finances is Caused By: Health Care Costs

		Health care costs	
		Yes	Not mentioned
		%	%
Aggregate	Total	6	94
Length of Residency	Less than one year	3	97
	1 to 5 years	4	96
	6 to 10 years	6	94
	More than 10 years	8	92
	DK/NA/Refused	0	100
Residential Status	Year round	7	93
	Part of the year	4	96
	DK/NA/Refused	0	100
Age Group*	18 to 29	1	99
	30 to 49	6	94
	50 to 64	8	92
	65 to 74	7	93
	75 & older	7	93
Home Ownership Status	Homeowner	6	94
	Renter	6	94
Gender**	Male	5	95
	Female	8	92
Workforce	Workforce	5	95
	Non-workforce	8	92
Education	High School or Less	6	94
	Some College	6	94
	College Graduate	7	93
Race*	White/Caucasian	7	93
	Black/African American	4	96
	Hispanic/Latino	5	95
	Other	1	99
Household Income	Less than \$30,000	4	96
	\$30,000 to \$49,999	6	94
	\$50,000 to \$99,999	7	93
	\$100,000+	5	95

	DK/NA/Refused	8	92
Child Under 18 at Home	Yes	8	92
	No	6	94
Resident Location	Unincorporated	6	94
	In a City	7	93
City	Sarasota City	7	93
	Venice City	3	97
	North Port	8	92
	Longboat Key	9	91
Unincorporated	University Parkway to Clark Road	7	93
	Clark Road to Blackburn Point Road	7	93
	Blackburn Point Road to River Road	5	95
	River Road to the South County Line	0	100
Business Ownership	Yes	3	97
	No	7	93
	DK/NA/Refused	13	87

### Question 8j

### Significant Factors: Greatest Stress on Household Finances is Caused By: Child-Raising Costs

		Child-raising costs	
		Yes	Not mentioned
		%	%
Aggregate	Total	2	98
Length of Residency	Less than one year	0	100
	1 to 5 years	2	98
	6 to 10 years	4	96
	More than 10 years	2	98
	DK/NA/Refused	0	100
Residential Status	Year round	2	98
	Part of the year	0	100
	DK/NA/Refused	0	100
Age Group**	18 to 29	4	96
	30 to 49	5	95
	50 to 64	1	99

	65 to 74	0	100
	75 & older	2	98
Home Ownership Status	Homeowner	2	98
	Renter	4	96
Gender	Male	2	98
	Female	2	98
Workforce***	Workforce	4	96
	Non-workforce	1	99
Education*	High School or Less	3	97
	Some College	3	97
	College Graduate	1	99
Race*	White/Caucasian	2	98
	Black/African American	10	90
	Hispanic/Latino	4	96
	Other	0	100
Household Income*	Less than \$30,000	3	97
	\$30,000 to \$49,999	4	96
	\$50,000 to \$99,999	3	97
	\$100,000+	1	99
	DK/NA/Refused	0	100
Child Under 18 at Home***	Yes	8	92
	No	0	100
Resident Location	Unincorporated	3	97
	In a City	1	99
City*	Sarasota City	0	100
	Venice City	0	100
	North Port	3	97
	Longboat Key	0	100
Unincorporated	University Parkway to Clark Road	3	97
	Clark Road to Blackburn Point Road	4	96
	Blackburn Point Road to River Road	1	99
	River Road to the South County Line	7	93
Business Ownership*	Yes	0	100
	No	2	98
	DK/NA/Refused	0	100

Question 8k

**Significant Factors: Greatest Stress on Household Finances is Caused By: Elder Care Costs**

		Elder care costs	
		Yes	Not mentioned
		%	%
Aggregate	Total	1	99
Length of Residency	Less than one year	0	100
	1 to 5 years	0	100
	6 to 10 years	1	99
	More than 10 years	2	98
	DK/NA/Refused	0	100
Residential Status	Year round	1	99
	Part of the year	0	100
	DK/NA/Refused	0	100
Age Group***	18 to 29	0	100
	30 to 49	0	100
	50 to 64	1	99
	65 to 74	1	99
	75 & older	4	96
Home Ownership Status	Homeowner	1	99
	Renter	1	99
Gender	Male	2	98
	Female	1	99
Workforce	Workforce	1	99
	Non-workforce	2	98
Education	High School or Less	1	99
	Some College	1	99
	College Graduate	1	99
Race	White/Caucasian	1	99
	Black/African American	1	99
	Hispanic/Latino	1	99
	Other	0	100
Household Income	Less than \$30,000	0	100
	\$30,000 to \$49,999	1	99
	\$50,000 to \$99,999	1	99
	\$100,000+	1	99

	DK/NA/Refused	2	98
Child Under 18 at Home**	Yes	0	100
	No	2	98
Resident Location	Unincorporated	1	99
	In a City	1	99
City	Sarasota City	1	99
	Venice City	0	100
	North Port	2	98
	Longboat Key	0	100
Unincorporated	University Parkway to Clark Road	1	99
	Clark Road to Blackburn Point Road	0	100
	Blackburn Point Road to River Road	1	99
	River Road to the South County Line	0	100
Business Ownership	Yes	3	97
	No	1	99
	DK/NA/Refused	0	100

### Question 8I

#### Significant Factors: Greatest Stress on Household Finances is Caused By: Personal Debt

		Personal debt	
		Yes	Not mentioned
		%	%
Aggregate	Total	3	97
Length of Residency	Less than one year	0	100
	1 to 5 years	6	94
	6 to 10 years	4	96
	More than 10 years	2	98
	DK/NA/Refused	0	100
Residential Status	Year round	3	97
	Part of the year	0	100
	DK/NA/Refused	0	100
Age Group***	18 to 29	8	92
	30 to 49	6	94
	50 to 64	3	97



	65 to 74	1	99
	75 & older	1	99
Home Ownership Status***	Homeowner	2	98
	Renter	7	93
Gender	Male	4	96
	Female	3	97
Workforce***	Workforce	5	95
	Non-workforce	1	99
Education***	High School or Less	5	95
	Some College	5	95
	College Graduate	1	99
Race*	White/Caucasian	3	97
	Black/African American	11	89
	Hispanic/Latino	4	96
	Other	7	93
Household Income	Less than \$30,000	1	99
	\$30,000 to \$49,999	4	96
	\$50,000 to \$99,999	4	96
	\$100,000+	2	98
	DK/NA/Refused	4	96
Child Under 18 at Home*	Yes	5	95
	No	2	98
Resident Location*	Unincorporated	2	98
	In a City	5	95
City*	Sarasota City	2	98
	Venice City	3	97
	North Port	9	91
	Longboat Key	0	100
Unincorporated	University Parkway to Clark Road	3	97
	Clark Road to Blackburn Point Road	1	99
	Blackburn Point Road to River Road	2	98
	River Road to the South County Line	0	100
Business Ownership**	Yes	4	96
	No	3	97
	DK/NA/Refused	16	84

Question 8m

Significant Factors: Greatest Stress on Household Finances is Caused By: Car Payments

		Car payments	
		Yes	Not mentioned
		%	%
Aggregate	Total	1	99
Length of Residency***	Less than one year	4	96
	1 to 5 years	3	97
	6 to 10 years	1	99
	More than 10 years	0	100
	DK/NA/Refused	0	100
Residential Status	Year round	1	99
	Part of the year	0	100
	DK/NA/Refused	0	100
Age Group***	18 to 29	4	96
	30 to 49	1	99
	50 to 64	0	100
	65 to 74	0	100
	75 & older	0	100
Home Ownership Status**	Homeowner	0	100
	Renter	3	97
Gender***	Male	2	98
	Female	0	100
Workforce*	Workforce	1	99
	Non-workforce	0	100
Education*	High School or Less	2	98
	Some College	0	100
	College Graduate	1	99
Race*	White/Caucasian	1	99
	Black/African American	1	99
	Hispanic/Latino	0	100
	Other	7	93
Household Income	Less than \$30,000	2	98
	\$30,000 to \$49,999	1	99
	\$50,000 to \$99,999	1	99
	\$100,000+	0	100

	DK/NA/Refused	2	98
Child Under 18 at Home	Yes	1	99
	No	1	99
Resident Location**	Unincorporated	1	99
	In a City	0	100
City	Sarasota City	0	100
	Venice City	0	100
	North Port	0	100
	Longboat Key	0	100
Unincorporated	University Parkway to Clark Road	2	98
	Clark Road to Blackburn Point Road	1	99
	Blackburn Point Road to River Road	1	99
	River Road to the South County Line	0	100
Business Ownership*	Yes	0	100
	No	1	99
	DK/NA/Refused	6	94

### Question 8n

#### Significant Factors: Greatest Stress on Household Finances is Caused By: Gas Prices

		Gas prices	
		Yes	Not mentioned
		%	%
Aggregate	Total	1	99
Length of Residency	Less than one year	0	100
	1 to 5 years	1	99
	6 to 10 years	2	98
	More than 10 years	0	100
	DK/NA/Refused	0	100
Residential Status	Year round	1	99
	Part of the year	0	100
	DK/NA/Refused	0	100
Age Group*	18 to 29	0	100
	30 to 49	2	98
	50 to 64	1	99
	65 to 74	1	99

	75 & older	0	100
Home Ownership Status	Homeowner	1	99
	Renter	1	99
Gender	Male	1	99
	Female	1	99
Workforce	Workforce	1	99
	Non-workforce	0	100
Education	High School or Less	1	99
	Some College	2	98
	College Graduate	1	99
Race	White/Caucasian	1	99
	Black/African American	0	100
	Hispanic/Latino	0	100
	Other	0	100
Household Income	Less than \$30,000	0	100
	\$30,000 to \$49,999	2	98
	\$50,000 to \$99,999	1	99
	\$100,000+	0	100
	DK/NA/Refused	1	99
Child Under 18 at Home	Yes	1	99
	No	1	99
Resident Location	Unincorporated	1	99
	In a City	1	99
City	Sarasota City	1	99
	Venice City	3	97
	North Port	1	99
	Longboat Key	0	100
Unincorporated	University Parkway to Clark Road	0	100
	Clark Road to Blackburn Point Road	2	98
	Blackburn Point Road to River Road	0	100
	River Road to the South County Line	0	100
Business Ownership	Yes	0	100
	No	1	99
	DK/NA/Refused	0	100

Question 8o

Significant Factors: Greatest Stress on Household Finances is Caused By: Rising Rental Rates

		Rising rental rates	
		Yes	Not mentioned
		%	%
Aggregate	Total	4	96
Length of Residency	Less than one year	10	90
	1 to 5 years	5	95
	6 to 10 years	6	94
	More than 10 years	3	97
	DK/NA/Refused	0	100
Residential Status	Year round	4	96
	Part of the year	0	100
	DK/NA/Refused	0	100
Age Group**	18 to 29	9	91
	30 to 49	7	93
	50 to 64	4	96
	65 to 74	3	97
	75 & older	2	98
Home Ownership Status***	Homeowner	2	98
	Renter	16	84
Gender	Male	4	96
	Female	5	95
Workforce***	Workforce	7	93
	Non-workforce	1	99
Education*	High School or Less	6	94
	Some College	5	95
	College Graduate	3	97
Race*	White/Caucasian	4	96
	Black/African American	2	98
	Hispanic/Latino	7	93
	Other	10	90
Household Income***	Less than \$30,000	12	88
	\$30,000 to \$49,999	9	91
	\$50,000 to \$99,999	4	96
	\$100,000+	0	100

	DK/NA/Refused	3	97
Child Under 18 at Home**	Yes	7	93
	No	3	97
Resident Location	Unincorporated	4	96
	In a City	5	95
City	Sarasota City	7	93
	Venice City	4	96
	North Port	4	96
	Longboat Key	0	100
Unincorporated	University Parkway to Clark Road	5	95
	Clark Road to Blackburn Point Road	2	98
	Blackburn Point Road to River Road	2	98
	River Road to the South County Line	10	90
Business Ownership	Yes	4	96
	No	4	96
	DK/NA/Refused	0	100

### Question 8p

#### Significant Factors: Greatest Stress on Household Finances is Caused By: Alimony; Child Support

		Alimony; child support	
		Yes	Not mentioned
		%	%
Aggregate	Total	0	100
Length of Residency	Less than one year	0	100
	1 to 5 years	1	99
	6 to 10 years	0	100
	More than 10 years	0	100
	DK/NA/Refused	0	100
Residential Status	Year round	0	100
	Part of the year	0	100
	DK/NA/Refused	0	100
Age Group	18 to 29	0	100
	30 to 49	1	99

	50 to 64	0	100
	65 to 74	0	100
	75 & older	0	100
Home Ownership Status	Homeowner	0	100
	Renter	1	99
Gender	Male	0	100
	Female	0	100
Workforce	Workforce	0	100
	Non-workforce	0	100
Education	High School or Less	0	100
	Some College	0	100
	College Graduate	0	100
Race	White/Caucasian	0	100
	Black/African American	1	99
	Hispanic/Latino	1	99
	Other	0	100
Household Income	Less than \$30,000	0	100
	\$30,000 to \$49,999	0	100
	\$50,000 to \$99,999	0	100
	\$100,000+	1	99
	DK/NA/Refused	1	99
Child Under 18 at Home***	Yes	1	99
	No	0	100
Resident Location	Unincorporated	0	100
	In a City	0	100
City	Sarasota City	0	100
	Venice City	0	100
	North Port	1	99
	Longboat Key	0	100
Unincorporated	University Parkway to Clark Road	0	100
	Clark Road to Blackburn Point Road	1	99
	Blackburn Point Road to River Road	0	100
	River Road to the South County Line	0	100
Business Ownership	Yes	0	100
	No	0	100
	DK/NA/Refused	0	100

Question 8q

Significant Factors: Greatest Stress on Household Finances is Caused By: Other

		Yes	Other
		%	Not mentioned
			%
Aggregate	Total	1	99
Length of Residency	Less than one year	2	98
	1 to 5 years	2	98
	6 to 10 years	0	100
	More than 10 years	1	99
	DK/NA/Refused	0	100
Residential Status	Year round	1	99
	Part of the year	0	100
	DK/NA/Refused	0	100
Age Group**	18 to 29	3	97
	30 to 49	0	100
	50 to 64	0	100
	65 to 74	2	98
	75 & older	2	98
Home Ownership Status	Homeowner	1	99
	Renter	2	98
Gender	Male	2	98
	Female	1	99
Workforce*	Workforce	1	99
	Non-workforce	2	98
Education	High School or Less	1	99
	Some College	1	99
	College Graduate	1	99
Race	White/Caucasian	1	99
	Black/African American	1	99
	Hispanic/Latino	2	98
	Other	0	100
Household Income	Less than \$30,000	1	99
	\$30,000 to \$49,999	0	100
	\$50,000 to \$99,999	1	99
	\$100,000+	2	98
	DK/NA/Refused	2	98



Child Under 18 at Home**	Yes	0	100
	No	2	98
Resident Location	Unincorporated	1	99
	In a City	1	99
City	Sarasota City	0	100
	Venice City	1	99
	North Port	0	100
	Longboat Key	11	89
Unincorporated	University Parkway to Clark Road	1	99
	Clark Road to Blackburn Point Road	1	99
	Blackburn Point Road to River Road	1	99
	River Road to the South County Line	0	100
Business Ownership	Yes	0	100
	No	1	99
	DK/NA/Refused	0	100

### Question 8r

#### Significant Factors: Greatest Stress on Household Finances is Caused By: None of the Above-- No Stresses Being Felt

		None of the above- no stresses being felt	
		Yes	Not mentioned
		%	%
Aggregate	Total	43	57
Length of Residency*	Less than one year	31	69
	1 to 5 years	40	60
	6 to 10 years	37	63
	More than 10 years	46	54
	DK/NA/Refused	54	46
Residential Status***	Year round	42	58
	Part of the year	81	19
	DK/NA/Refused	0	100
Age Group***	18 to 29	29	71
	30 to 49	28	72
	50 to 64	37	63

	65 to 74	60	40
	75 & older	55	45
Home Ownership Status***	Homeowner	47	53
	Renter	25	75
Gender	Male	42	58
	Female	44	56
Workforce***	Workforce	30	70
	Non-workforce	57	43
Education***	High School or Less	30	70
	Some College	38	62
	College Graduate	56	44
Race*	White/Caucasian	45	55
	Black/African American	33	67
	Hispanic/Latino	35	65
	Other	30	70
Household Income***	Less than \$30,000	39	61
	\$30,000 to \$49,999	19	81
	\$50,000 to \$99,999	45	55
	\$100,000+	65	35
	DK/NA/Refused	42	58
Child Under 18 at Home***	Yes	19	81
	No	52	48
Resident Location	Unincorporated	45	55
	In a City	40	60
City***	Sarasota City	41	59
	Venice City	57	43
	North Port	31	69
	Longboat Key	57	43
Unincorporated	University Parkway to Clark Road	42	58
	Clark Road to Blackburn Point Road	53	47
	Blackburn Point Road to River Road	46	54
	River Road to the South County Line	33	67
Business Ownership	Yes	51	49
	No	42	58
	DK/NA/Refused	41	59

Question 8s

**Significant Factors: Greatest Stress on Household Finances is Caused By: Don't Know/NA/Refused**

		DK/NA/Refused	
		Yes	Not mentioned
		%	%
Aggregate	Total	3	97
Length of Residency	Less than one year	5	95
	1 to 5 years	4	96
	6 to 10 years	4	96
	More than 10 years	3	97
	DK/NA/Refused	8	92
Residential Status***	Year round	3	97
	Part of the year	0	100
	DK/NA/Refused	100	0
Age Group	18 to 29	2	98
	30 to 49	4	96
	50 to 64	4	96
	65 to 74	3	97
	75 & older	2	98
Home Ownership Status**	Homeowner	3	97
	Renter	6	94
Gender	Male	3	97
	Female	3	97
Workforce	Workforce	3	97
	Non-workforce	3	97
Education	High School or Less	3	97
	Some College	1	99
	College Graduate	4	96
Race	White/Caucasian	3	97
	Black/African American	4	96
	Hispanic/Latino	6	94
	Other	5	95
Household Income***	Less than \$30,000	1	99
	\$30,000 to \$49,999	3	97
	\$50,000 to \$99,999	1	99
	\$100,000+	3	97

	DK/NA/Refused	8	92
Child Under 18 at Home	Yes	3	97
	No	3	97
Resident Location	Unincorporated	3	97
	In a City	3	97
City	Sarasota City	5	95
	Venice City	3	97
	North Port	3	97
	Longboat Key	0	100
Unincorporated	University Parkway to Clark Road	4	96
	Clark Road to Blackburn Point Road	1	99
	Blackburn Point Road to River Road	2	98
	River Road to the South County Line	0	100
Business Ownership**	Yes	5	95
	No	3	97
	DK/NA/Refused	16	84

#### Question 8t

#### Significant Factors: Greatest Stress on Household Finances is Caused By: COVID-19/Pandemic

		COVID-19/Pandemic	
		Yes	Not mentioned
		%	%
Aggregate	Total	2	98
Length of Residency	Less than one year	0	100
	1 to 5 years	1	99
	6 to 10 years	2	98
	More than 10 years	3	97
	DK/NA/Refused	0	100
Residential Status	Year round	2	98
	Part of the year	0	100
	DK/NA/Refused	0	100
Age Group	18 to 29	1	99
	30 to 49	2	98
	50 to 64	3	97
	65 to 74	2	98

	75 & older	3	97
Home Ownership Status	Homeowner	2	98
	Renter	3	97
Gender	Male	2	98
	Female	2	98
Workforce	Workforce	2	98
	Non-workforce	3	97
Education	High School or Less	2	98
	Some College	4	96
	College Graduate	2	98
Race*	White/Caucasian	3	97
	Black/African American	0	100
	Hispanic/Latino	0	100
	Other	5	95
Household Income	Less than \$30,000	5	95
	\$30,000 to \$49,999	1	99
	\$50,000 to \$99,999	2	98
	\$100,000+	1	99
	DK/NA/Refused	4	96
Child Under 18 at Home	Yes	3	97
	No	2	98
Resident Location	Unincorporated	2	98
	In a City	2	98
City	Sarasota City	2	98
	Venice City	1	99
	North Port	3	97
	Longboat Key	0	100
Unincorporated	University Parkway to Clark Road	3	97
	Clark Road to Blackburn Point Road	2	98
	Blackburn Point Road to River Road	2	98
	River Road to the South County Line	0	100
Business Ownership*	Yes	7	93
	No	2	98
	DK/NA/Refused	3	97

Question 8u

**Significant Factors: Greatest Stress on Household Finances is Caused By: Food Prices**

		Food prices	
		Yes	Not mentioned
		%	%
Aggregate	Total	1	99
Length of Residency	Less than one year	2	98
	1 to 5 years	0	100
	6 to 10 years	1	99
	More than 10 years	1	99
	DK/NA/Refused	0	100
Residential Status	Year round	1	99
	Part of the year	0	100
	DK/NA/Refused	0	100
Age Group	18 to 29	1	99
	30 to 49	0	100
	50 to 64	2	98
	65 to 74	2	98
	75 & older	1	99
Home Ownership Status*	Homeowner	1	99
	Renter	0	100
Gender	Male	1	99
	Female	1	99
Workforce*	Workforce	0	100
	Non-workforce	2	98
Education	High School or Less	0	100
	Some College	2	98
	College Graduate	1	99
Race	White/Caucasian	1	99
	Black/African American	1	99
	Hispanic/Latino	0	100
	Other	1	99
Household Income	Less than \$30,000	0	100
	\$30,000 to \$49,999	1	99
	\$50,000 to \$99,999	1	99
	\$100,000+	1	99
	DK/NA/Refused	3	97

Child Under 18 at Home*	Yes	0	100
	No	1	99
Resident Location	Unincorporated	1	99
	In a City	1	99
City	Sarasota City	2	98
	Venice City	0	100
	North Port	2	98
	Longboat Key	0	100
Unincorporated	University Parkway to Clark Road	1	99
	Clark Road to Blackburn Point Road	3	97
	Blackburn Point Road to River Road	0	100
	River Road to the South County Line	0	100
Business Ownership	Yes	0	100
	No	1	99
	DK/NA/Refused	0	100

#### Question 8v

#### Significant Factors: Greatest Stress on Household Finances is Caused By: Economy

		Economy	
		Yes	Not mentioned
		%	%
Aggregate	Total	0	100
Length of Residency	Less than one year	0	100
	1 to 5 years	0	100
	6 to 10 years	0	100
	More than 10 years	0	100
	DK/NA/Refused	0	100
Residential Status	Year round	0	100
	Part of the year	0	100
	DK/NA/Refused	0	100
Age Group	18 to 29	0	100
	30 to 49	0	100
	50 to 64	0	100
	65 to 74	0	100
	75 & older	1	99

Home Ownership Status	Homeowner	0	100
	Renter	0	100
Gender	Male	0	100
	Female	0	100
Workforce	Workforce	0	100
	Non-workforce	1	99
Education	High School or Less	0	100
	Some College	0	100
	College Graduate	0	100
Race	White/Caucasian	0	100
	Black/African American	0	100
	Hispanic/Latino	0	100
	Other	0	100
Household Income	Less than \$30,000	0	100
	\$30,000 to \$49,999	0	100
	\$50,000 to \$99,999	0	100
	\$100,000+	1	99
	DK/NA/Refused	0	100
Child Under 18 at Home	Yes	0	100
	No	0	100
Resident Location	Unincorporated	0	100
	In a City	0	100
City	Sarasota City	0	100
	Venice City	0	100
	North Port	0	100
	Longboat Key	0	100
Unincorporated*	University Parkway to Clark Road	0	100
	Clark Road to Blackburn Point Road	2	98
	Blackburn Point Road to River Road	0	100
	River Road to the South County Line	0	100
Business Ownership	Yes	0	100
	No	0	100
	DK/NA/Refused	0	100



## Question 9

### Significant Factors: Rating Satisfaction with Services Provided by Sarasota County

Please tell me if you are very satisfied, somewhat satisfied, somewhat dissatisfied, or very dissatisfied with most of the many services provided by Sarasota County government today, excluding the School Board.

		Very satisfied %	Somewhat satisfied %	Somewhat dissatisfied %	Very dissatisfied %	DK/NA/Refused %
Aggregate	Total	44	50	4	1	2
Length of Residency*	Less than one year	52	48	0	0	0
	1 to 5 years	48	47	4	0	1
	6 to 10 years	50	43	4	1	1
	More than 10 years	39	54	4	0	3
	DK/NA/Refused	61	31	0	0	8
Residential Status**	Year round	44	50	4	1	2
	Part of the year	27	70	0	0	3
	DK/NA/Refused	0	0	0	0	100
Age Group***	18 to 29	57	39	1	0	4
	30 to 49	48	45	5	0	2
	50 to 64	47	51	1	0	1
	65 to 74	42	51	5	1	1
	75 & older	30	59	7	1	3
Home Ownership Status**	Homeowner	46	48	4	1	2
	Renter	33	59	4	0	4
Gender	Male	46	48	3	1	2
	Female	41	52	5	0	2
Workforce***	Workforce	54	42	3	0	1
	Non-workforce	33	59	5	1	3
Education**	High School or Less	46	47	3	0	3
	Some College	51	44	4	0	1
	College Graduate	38	55	5	1	1
Race*	White/Caucasian	45	49	4	1	1
	Black/African American	47	42	4	0	7
	Hispanic/Latino	37	53	3	0	7
	Other	30	64	3	0	3

Household Income***	Less than \$30,000	27	62	5	0	6
	\$30,000 to \$49,999	55	39	5	1	1
	\$50,000 to \$99,999	47	50	3	0	0
	\$100,000+	44	50	4	0	1
	DK/NA/Refused	31	58	4	2	6
Child Under 18 at Home***	Yes	55	40	2	0	3
	No	39	54	5	1	2
Resident Location**	Unincorporated	42	52	3	1	2
	In a City	47	45	5	0	3
City*	Sarasota City	38	51	6	0	5
	Venice City	49	42	9	0	0
	North Port	53	41	4	0	2
	Longboat Key	47	51	2	0	0
Unincorporated*	University Parkway to Clark Road	38	56	4	1	2
	Clark Road to Blackburn Point Road	44	53	3	0	0
	Blackburn Point Road to River Road	50	44	3	1	2
	River Road to the South County Line	18	73	0	0	9
Business Ownership	Yes	43	51	3	0	2
	No	44	49	4	1	2
	DK/NA/Refused	24	67	0	0	9

## Question 10a

### Significant Factors: Recommending Sarasota County as a Place to: Live

Would you recommend Sarasota County to a friend, family member  
of acquaintance, as a place to: Live

		Definitely %	Probably %	Maybe %	Probably not %	Definitely not %
Aggregate	Total	66	23	6	1	3
Length of Residency**	Less than one year	75	20	4	0	0
	1 to 5 years	68	22	5	4	1
	6 to 10 years	60	26	10	2	2
	More than 10 years	68	22	5	1	5
	DK/NA/Refused	61	31	8	0	0
Residential Status*	Year round	67	22	6	1	3
	Part of the year	64	36	0	0	0
	DK/NA/Refused	0	0	100	0	0
Age Group***	18 to 29	66	23	7	1	2
	30 to 49	59	30	10	1	0
	50 to 64	63	28	8	0	0
	65 to 74	67	20	3	3	6
	75 & older	76	11	2	2	8
Home Ownership Status***	Homeowner	70	21	4	1	3
	Renter	51	29	15	1	4
Gender	Male	66	24	6	2	3
	Female	67	21	7	1	4
Workforce***	Workforce	65	26	8	1	1
	Non-workforce	69	19	5	1	6
Education***	High School or Less	56	31	10	2	2
	Some College	68	24	5	1	2
	College Graduate	75	15	3	1	5
Race***	White/Caucasian	69	21	4	2	3
	Black/African American	64	24	10	1	2
	Hispanic/Latino	46	35	14	1	4
	Other	54	25	19	0	3
	Household Income***	Less than \$30,000	61	14	13	8
	\$30,000 to \$49,999	64	28	5	1	2

	\$50,000 to \$99,999	67	25	4	1	3
	\$100,000+	80	12	4	0	4
	DK/NA/Refused	54	28	11	1	6
Child Under 18 at Home***	Yes	63	29	8	0	0
	No	68	20	5	2	5
Resident Location	Unincorporated	67	22	5	1	4
	In a City	65	24	8	2	2
City	Sarasota City	59	25	11	1	3
	Venice City	75	15	1	6	3
	North Port	64	26	6	1	2
	Longboat Key	79	10	10	0	2
Unincorporated	University Parkway to Clark Road	66	22	6	1	5
	Clark Road to Blackburn Point Road	70	22	4	1	3
	Blackburn Point Road to River Road	68	23	5	1	3
	River Road to the South County Line	79	21	0	0	0
Business Ownership*	Yes	70	23	5	0	3
	No	67	22	6	1	4
	DK/NA/Refused	49	29	14	8	0

### Question 10b

#### Significant Factors: Recommending Sarasota County as a Place to: Raise children

Would you recommend Sarasota County to a friend, family member of acquaintance, as a place to: Raise children

		Definitely %	Probably %	Maybe %	Probably not %	Definitely not %
Aggregate	Total	59	25	11	3	3
Length of Residency***	Less than one year	68	16	9	0	7
	1 to 5 years	54	21	18	6	0
	6 to 10 years	51	30	15	2	1
	More than 10 years	62	24	7	3	4

	DK/NA/Refused	61	31	8	0	0
Residential Status	Year round	59	25	10	3	3
	Part of the year	54	31	14	0	0
	DK/NA/Refused	0	0	100	0	0
Age Group***	18 to 29	67	18	10	2	2
	30 to 49	53	35	11	1	0
	50 to 64	55	32	10	3	0
	65 to 74	59	22	9	5	4
	75 & older	64	13	13	4	7
Home Ownership	Homeowner	62	23	8	3	3
Status***	Renter	44	31	20	3	2
Gender	Male	59	26	9	2	3
	Female	58	23	12	4	3
Workforce***	Workforce	60	27	9	2	1
	Non-workforce	57	22	12	4	5
Education***	High School or Less	53	31	12	2	1
	Some College	60	26	9	3	2
	College Graduate	63	18	10	4	4
Race**	White/Caucasian	62	23	9	3	3
	Black/African American	53	27	15	3	2
	Hispanic/Latino	43	33	18	3	3
	Other	42	30	24	0	5
	DK/NA/Refused					
Household Income***	Less than \$30,000	51	21	14	12	1
	\$30,000 to \$49,999	60	29	8	2	1
	\$50,000 to \$99,999	61	24	10	3	2
	\$100,000+	71	17	7	1	3
	DK/NA/Refused	43	31	17	3	6
Child Under 18 at Home***	Yes	61	31	7	2	0
	No	58	22	12	4	4
Resident Location	Unincorporated	59	24	11	3	3
	In a City	58	26	11	3	2
City**	Sarasota City	53	27	14	2	4
	Venice City	63	20	6	10	0
	North Port	59	29	9	2	1
	Longboat Key	68	12	8	4	8
	DK/NA/Refused					
Unincorporated	University Parkway to Clark Road	59	23	12	2	4

	Clark Road to Blackburn Point Road	55	27	11	4	2
	Blackburn Point Road to River Road	62	24	9	3	2
	River Road to the South County Line	67	21	4	9	0
Business Ownership***	Yes	64	26	5	1	4
	No	59	24	10	3	3
	DK/NA/Refused	29	33	39	0	0

### Question 10c

#### Significant Factors: Recommending Sarasota County as a Place to: Work

Would you recommend Sarasota County to a friend, family member of acquaintance, as a place to: Work

		Definitely %	Probably %	Maybe %	Probably not %	Definitely not %
Aggregate	Total	53	20	20	3	4
Length of Residency***	Less than one year	80	16	4	0	0
	1 to 5 years	48	25	20	6	1
	6 to 10 years	46	23	27	1	3
	More than 10 years	56	18	19	3	4
	DK/NA/Refused	54	31	8	0	7
Residential Status	Year round	53	20	20	3	4
	Part of the year	55	29	12	4	0
	DK/NA/Refused	0	0	100	0	0
Age Group***	18 to 29	61	15	15	7	3
	30 to 49	49	32	17	1	3
	50 to 64	52	23	22	3	0
	65 to 74	48	21	21	4	5
	75 & older	60	7	25	2	7
Home Ownership Status*	Homeowner	55	20	19	3	4
	Renter	45	22	27	4	3
Gender	Male	53	21	19	3	3
	Female	54	19	21	3	4

Workforce***	Workforce	57	23	17	2	2
	Non-workforce	50	17	24	4	5
Education***	High School or Less	45	26	23	3	2
	Some College	56	20	18	3	3
	College Graduate	58	14	19	3	5
Race	White/Caucasian	55	19	20	3	4
	Black/African American	52	23	18	4	3
	Hispanic/Latino	42	27	25	3	3
	Other	44	29	24	0	3
Household Income***	Less than \$30,000	51	16	28	4	1
	\$30,000 to \$49,999	53	18	22	5	2
	\$50,000 to \$99,999	52	21	20	3	3
	\$100,000+	67	13	16	0	4
	DK/NA/Refused	41	28	22	2	7
Child Under 18 at Home***	Yes	56	24	16	3	1
	No	52	18	22	3	5
Resident Location	Unincorporated	55	19	20	2	4
	In a City	50	21	21	5	4
City	Sarasota City	49	20	23	6	3
	Venice City	42	16	29	7	5
	North Port	54	23	16	3	3
	Longboat Key	49	24	25	0	2
Unincorporated	University Parkway to Clark Road	55	20	19	2	4
	Clark Road to Blackburn Point Road	54	18	22	2	4
	Blackburn Point Road to River Road	53	19	22	3	3
	River Road to the South County Line	79	21	0	0	0
Business Ownership**	Yes	61	24	12	0	3
	No	53	20	21	3	4
	DK/NA/Refused	30	22	42	6	0

Question 10d

**Significant Factors: Recommending Sarasota County as a Place to: Open a business**

Would you recommend Sarasota County to a friend, family member of acquaintance, as a place to: Open a business

		Definitely %	Probably %	Maybe %	Probably not %	Definitely not %
Aggregate	Total	50	17	25	4	4
Length of Residency*	Less than one year	70	16	12	2	0
	1 to 5 years	42	19	29	6	4
	6 to 10 years	48	17	28	5	2
	More than 10 years	51	16	23	4	6
	DK/NA/Refused	54	31	8	0	7
Residential Status	Year round	50	17	25	4	4
	Part of the year	39	44	13	4	0
	DK/NA/Refused	0	0	100	0	0
Age Group***	18 to 29	55	13	17	11	4
	30 to 49	47	24	23	3	3
	50 to 64	48	20	27	4	2
	65 to 74	47	16	27	3	7
	75 & older	54	9	27	2	7
Home Ownership Status***	Homeowner	52	17	23	3	5
	Renter	38	17	33	8	4
Gender	Male	49	19	24	3	4
	Female	51	14	26	5	5
Workforce	Workforce	52	17	23	5	3
	Non-workforce	48	16	26	4	6
Education**	High School or Less	44	20	27	6	4
	Some College	52	17	24	4	3
	College Graduate	53	14	24	3	6
Race	White/Caucasian	51	15	25	4	4
	Black/African American	51	23	18	5	4
	Hispanic/Latino	41	23	25	3	7
	Other	43	30	23	0	3
	Household Income***	Less than \$30,000	47	15	27	10
	\$30,000 to \$49,999	50	10	28	8	4



	\$50,000 to \$99,999	47	19	27	3	5
	\$100,000+	62	13	19	2	3
	DK/NA/Refused	42	26	23	3	6
Child Under 18 at Home***	Yes	51	20	18	7	4
	No	49	16	27	3	5
Resident Location*	Unincorporated	52	17	24	3	5
	In a City	46	17	26	7	4
City	Sarasota City	45	15	28	7	5
	Venice City	41	11	28	18	2
	North Port	48	20	24	4	4
	Longboat Key	59	12	28	0	2
Unincorporated	University Parkway to Clark Road	51	16	24	3	5
	Clark Road to Blackburn Point Road	53	14	25	5	3
	Blackburn Point Road to River Road	50	18	26	2	5
	River Road to the South County Line	79	21	0	0	0
Business Ownership***	Yes	57	21	15	2	5
	No	50	16	26	4	4
	DK/NA/Refused	19	31	35	15	0

### Question 10e

#### Significant Factors: Recommending Sarasota County as a Place to: Retire

Would you recommend Sarasota County to a friend, family member of acquaintance, as a place to: Retire

		Definitely %	Probably %	Maybe %	Probably not %	Definitely not %
Aggregate	Total	77	14	5	1	3
Length of Residency**	Less than one year	80	11	9	0	0
	1 to 5 years	76	15	5	3	1
	6 to 10 years	74	17	8	1	0
	More than 10 years	79	13	4	1	4

	DK/NA/Refused	61	31	8	0	0
Residential Status*	Year round	78	14	5	1	3
	Part of the year	64	36	0	0	0
	DK/NA/Refused	0	0	100	0	0
Age Group***	18 to 29	79	10	8	1	2
	30 to 49	69	21	9	0	0
	50 to 64	74	21	5	0	0
	65 to 74	80	11	2	3	4
	75 & older	86	6	1	0	7
Home Ownership Status	Homeowner	78	14	4	1	3
	Renter	73	17	8	0	2
Gender	Male	76	16	5	1	2
	Female	78	12	5	1	3
Workforce***	Workforce	78	14	7	1	0
	Non-workforce	77	14	3	1	5
Education***	High School or Less	71	19	7	1	1
	Some College	82	11	3	2	2
	College Graduate	80	12	4	0	4
Race***	White/Caucasian	81	13	3	1	3
	Black/African American	64	24	9	1	2
	Hispanic/Latino	59	23	14	1	3
	Other	54	17	26	0	3
Household Income***	Less than \$30,000	75	17	2	6	0
	\$30,000 to \$49,999	85	12	2	0	2
	\$50,000 to \$99,999	80	13	4	1	3
	\$100,000+	83	10	4	0	3
	DK/NA/Refused	60	24	11	1	5
Child Under 18 at Home***	Yes	77	18	5	0	0
	No	78	13	5	1	4
Resident Location	Unincorporated	77	14	5	1	3
	In a City	78	14	5	1	2
City	Sarasota City	77	14	5	1	2
	Venice City	82	11	1	4	2
	North Port	75	17	6	1	1
	Longboat Key	90	0	8	0	2
	Unincorporated	University Parkway to Clark Road	76	13	6	1

	Clark Road to Blackburn Point Road	78	15	3	1	3
	Blackburn Point Road to River Road	79	16	3	0	1
	River Road to the South County Line	79	21	0	0	0
Business Ownership**	Yes	76	18	3	0	3
	No	78	13	5	1	3
	DK/NA/Refused	53	33	14	0	0

### Question 10f

### Significant Factors: Recommending Sarasota County as a Place to: Vacation

Would you recommend Sarasota County to a friend, family member of acquaintance, as a place to: Vacation

		Definitely %	Probably %	Maybe %	Probably not %	Definitely not %
Aggregate	Total	78	13	6	1	2
Length of Residency	Less than one year	79	13	9	0	0
	1 to 5 years	79	11	7	2	1
	6 to 10 years	74	15	9	1	1
	More than 10 years	80	12	4	0	3
	DK/NA/Refused	61	31	8	0	0
Residential Status*	Year round	78	13	6	1	2
	Part of the year	76	24	0	0	0
	DK/NA/Refused	0	0	100	0	0
Age Group***	18 to 29	78	11	8	1	2
	30 to 49	73	17	9	0	0
	50 to 64	75	18	7	0	0
	65 to 74	81	10	3	3	3
	75 & older	85	7	3	0	5
Home Ownership Status	Homeowner	79	13	5	1	2
	Renter	75	14	8	1	1
Gender	Male	77	15	6	1	2
	Female	80	11	6	1	2

Workforce***	Workforce	79	12	7	1	1
	Non-workforce	78	14	5	1	4
Education***	High School or Less	70	19	9	1	2
	Some College	82	11	4	1	2
	College Graduate	84	9	4	0	3
Race***	White/Caucasian	82	11	4	1	2
	Black/African American	67	22	11	0	0
	Hispanic/Latino	59	22	13	2	4
	Other	56	21	21	0	2
	Household Income***	Less than \$30,000	87	7	2	4
Child Under 18 at Home**	\$30,000 to \$49,999	86	9	4	0	1
	\$50,000 to \$99,999	81	13	4	1	1
	\$100,000+	84	8	5	0	2
	DK/NA/Refused	56	25	13	1	6
Resident Location	Yes	78	16	5	1	0
	No	79	12	6	1	3
City	Unincorporated	79	12	6	0	3
	In a City	77	14	6	2	1
Unincorporated	Sarasota City	79	13	6	0	2
	Venice City	78	13	4	4	0
	North Port	75	16	5	2	1
	Longboat Key	81	2	18	0	0
Business Ownership*	University Parkway to Clark Road	78	12	6	0	3
	Clark Road to Blackburn Point Road	81	11	6	1	2
	Blackburn Point Road to River Road	80	13	5	0	2
	River Road to the South County Line	79	21	0	0	0
	Yes	80	16	2	0	3
No	No	79	12	6	1	2
	DK/NA/Refused	57	29	14	0	0

## Question 11a

### Significant Factors: Rating Level of Trust in: Federal Government

How much of the time do you think you can trust Federal Government to do what is right for Sarasota County residents?

		Almost always %	Most of the time %	Only some of the time %	Never %
Aggregate	Total	9	44	35	12
Length of Residency***	Less than one year	13	20	43	25
	1 to 5 years	11	37	42	10
	6 to 10 years	6	52	36	6
	More than 10 years	9	44	33	14
	DK/NA/Refused	29	56	15	0
Residential Status	Year round	8	44	35	12
	Part of the year	23	41	36	0
	DK/NA/Refused	0	0	100	0
Age Group***	18 to 29	10	41	41	9
	30 to 49	10	46	38	6
	50 to 64	11	45	39	5
	65 to 74	5	56	26	13
	75 & older	8	31	35	26
Home Ownership Status***	Homeowner	9	47	32	12
	Renter	8	31	50	12
Gender**	Male	7	46	33	14
	Female	10	43	38	9
Workforce***	Workforce	9	46	39	5
	Non-workforce	8	42	31	19
Education***	High School or Less	11	38	42	10
	Some College	8	56	29	7
	College Graduate	7	44	32	16
Race	White/Caucasian	8	46	34	12
	Black/African American	19	33	38	10
	Hispanic/Latino	11	36	43	11
	Other	9	32	48	11
Household Income***	Less than \$30,000	12	31	43	15
	\$30,000 to \$49,999	14	41	38	7
	\$50,000 to \$99,999	8	49	32	11

	\$100,000+	6	54	31	10
	DK/NA/Refused	6	34	40	20
Child Under 18 at Home***	Yes	11	44	40	5
	No	8	44	33	15
Resident Location**	Unincorporated	7	43	36	14
	In a City	11	47	34	8
City*	Sarasota City	6	42	41	11
	Venice City	12	57	21	9
	North Port	14	47	33	6
	Longboat Key	21	53	20	6
Unincorporated***	University Parkway to Clark Road	9	35	40	16
	Clark Road to Blackburn Point Road	4	53	32	10
	Blackburn Point Road to River Road	6	51	31	12
	River Road to the South County Line	0	58	29	13
Business Ownership	Yes	5	44	44	7
	No	9	45	34	12
	DK/NA/Refused	10	32	46	13

### Question 11b

#### Significant Factors: Rating Level of Trust in: State Government

How much of the time do you think you can trust State Government to do what is right for Sarasota County residents?

		Almost always %	Most of the time %	Only some of the time %	Never %
Aggregate	Total	9	48	33	10
Length of Residency***	Less than one year	9	42	33	16
	1 to 5 years	11	39	42	8
	6 to 10 years	4	57	32	6
	More than 10 years	10	47	32	11
	DK/NA/Refused	0	85	15	0

Residential Status*	Year round	9	48	33	10
	Part of the year	23	20	57	0
	DK/NA/Refused	0	0	100	0
Age Group***	18 to 29	8	45	39	7
	30 to 49	11	50	37	3
	50 to 64	13	47	35	5
	65 to 74	5	55	25	14
	75 & older	6	41	34	19
Home Ownership Status***	Homeowner	9	51	30	10
	Renter	8	36	48	8
Gender	Male	8	50	31	11
	Female	9	46	35	9
Workforce***	Workforce	10	47	38	5
	Non-workforce	7	49	29	15
Education***	High School or Less	9	43	41	7
	Some College	8	57	29	6
	College Graduate	9	48	29	14
Race	White/Caucasian	8	50	32	10
	Black/African American	16	40	34	10
	Hispanic/Latino	13	38	41	8
	Other	7	41	44	8
Household Income***	Less than \$30,000	8	30	59	3
	\$30,000 to \$49,999	14	46	36	4
	\$50,000 to \$99,999	8	50	30	12
	\$100,000+	8	57	27	9
	DK/NA/Refused	6	43	35	16
Child Under 18 at Home***	Yes	11	47	36	5
	No	8	48	32	12
Resident Location	Unincorporated	8	48	33	10
	In a City	10	48	33	9
City*	Sarasota City	8	39	41	12
	Venice City	9	52	27	12
	North Port	12	52	30	6
	Longboat Key	14	56	17	13
Unincorporated**	University Parkway to Clark Road	9	43	36	12
	Clark Road to Blackburn Point Road	3	60	27	9

	Blackburn Point Road to River Road	9	53	31	8
	River Road to the South County Line	0	58	42	0
Business Ownership*	Yes	13	35	43	10
	No	9	50	32	10
	DK/NA/Refused	4	37	48	11

### Question 11c

#### Significant Factors: Rating Level of Trust in: Sarasota County Government

How much of the time do you think you can trust Sarasota County Government to do what is right for Sarasota County residents?

		Almost always %	Most of the time %	Only some of the time %	Never %
Aggregate	Total	12	58	23	7
Length of Residency***	Less than one year	11	76	9	4
	1 to 5 years	12	56	28	4
	6 to 10 years	10	68	20	2
	More than 10 years	13	54	23	10
	DK/NA/Refused	0	60	40	0
Residential Status	Year round	12	58	23	7
	Part of the year	28	46	26	0
	DK/NA/Refused	0	0	100	0
Age Group***	18 to 29	13	63	19	5
	30 to 49	15	59	24	1
	50 to 64	15	60	21	3
	65 to 74	9	56	25	10
	75 & older	8	54	23	14
Home Ownership Status***	Homeowner	12	61	20	7
	Renter	12	47	35	5
Gender	Male	13	57	22	7
	Female	11	59	23	7
Workforce***	Workforce	13	62	23	2



	Non-workforce	11	54	23	12
Education*	High School or Less	12	56	26	6
	Some College	12	62	22	3
	College Graduate	12	58	20	9
Race*	White/Caucasian	11	60	22	7
	Black/African American	22	50	20	7
	Hispanic/Latino	16	46	31	6
	Other	10	67	20	3
Household Income***	Less than \$30,000	10	45	42	3
	\$30,000 to \$49,999	19	55	23	3
	\$50,000 to \$99,999	12	62	21	5
	\$100,000+	9	64	19	8
	DK/NA/Refused	9	53	23	15
Child Under 18 at Home***	Yes	16	61	21	2
	No	11	57	24	9
Resident Location	Unincorporated	13	58	23	7
	In a City	11	59	23	7
City*	Sarasota City	8	55	29	9
	Venice City	8	65	18	9
	North Port	14	61	21	4
	Longboat Key	21	63	16	0
Unincorporated	University Parkway to Clark Road	13	54	24	9
	Clark Road to Blackburn Point Road	11	58	26	5
	Blackburn Point Road to River Road	12	63	19	5
	River Road to the South County Line	14	62	24	0
Business Ownership	Yes	11	53	30	6
	No	12	59	22	7
	DK/NA/Refused	10	49	38	3

Question 11d

Significant Factors: Rating Level of Trust in: Your City Government

How much of the time do you think you can trust Your City Government to do what is right for Sarasota County residents?

		Almost always %	Most of the time %	Only some of the time %	Never %
Aggregate	Total	11	51	18	19
Length of Residency***	Less than one year	13	50	26	11
	1 to 5 years	14	54	26	6
	6 to 10 years	10	66	18	6
	More than 10 years	12	45	16	28
	DK/NA/Refused	0	85	15	0
Residential Status**	Year round	11	51	18	19
	Part of the year	23	41	36	0
	DK/NA/Refused	0	0	100	0
Age Group***	18 to 29	12	61	15	11
	30 to 49	15	57	24	5
	50 to 64	17	56	17	10
	65 to 74	9	50	18	22
	75 & older	3	36	16	45
Home Ownership Status***	Homeowner	12	52	15	21
	Renter	10	48	31	10
Gender	Male	12	51	17	20
	Female	11	51	20	19
Workforce***	Workforce	13	60	19	8
	Non-workforce	10	42	17	31
Education***	High School or Less	13	55	21	11
	Some College	12	56	21	11
	College Graduate	10	46	15	29
Race**	White/Caucasian	10	52	18	21
	Black/African American	23	48	18	11
	Hispanic/Latino	17	47	24	12
	Other	7	61	20	12
Household Income***	Less than \$30,000	8	41	29	22
	\$30,000 to \$49,999	22	51	20	7
	\$50,000 to \$99,999	9	56	20	16

	\$100,000+	10	52	13	25
	DK/NA/Refused	7	47	15	30
Child Under 18 at Home***	Yes	16	59	18	8
	No	10	48	19	23
Resident Location***	Unincorporated	12	50	16	22
	In a City	11	54	22	13
City	Sarasota City	9	49	27	15
	Venice City	7	63	15	14
	North Port	14	56	22	8
	Longboat Key	11	52	8	30
Unincorporated	University Parkway to Clark Road	12	47	18	24
	Clark Road to Blackburn Point Road	11	48	19	22
	Blackburn Point Road to River Road	12	57	13	19
	River Road to the South County Line	14	49	4	33
Business Ownership***	Yes	11	48	8	33
	No	11	52	19	18
	DK/NA/Refused	10	49	38	3

### Question 12

#### Significant Factors: Contacting County Office or Official

Over the past year, have you contacted any County office or official for service or to get information?

		Yes	No	DK/NA/Refused
		%	%	%
Aggregate	Total	17	80	3
Length of Residency	Less than one year	21	70	9
	1 to 5 years	18	77	6
	6 to 10 years	14	83	3
	More than 10 years	18	80	2
	DK/NA/Refused	0	100	0
Residential Status*	Year round	17	80	3
	Part of the year	3	87	10
	DK/NA/Refused	0	31	69

Age Group*	18 to 29	11	88	1
	30 to 49	15	81	4
	50 to 64	16	81	3
	65 to 74	23	75	2
	75 & older	18	78	4
Home Ownership Status	Homeowner	18	79	3
	Renter	14	82	4
Gender	Male	16	81	3
	Female	18	79	3
Workforce	Workforce	16	81	3
	Non-workforce	18	79	3
Education***	High School or Less	15	81	5
	Some College	13	86	1
	College Graduate	21	76	3
Race	White/Caucasian	18	79	3
	Black/African American	13	86	1
	Hispanic/Latino	14	80	6
	Other	16	82	3
Household Income	Less than \$30,000	19	77	4
	\$30,000 to \$49,999	19	78	2
	\$50,000 to \$99,999	15	83	2
	\$100,000+	17	81	2
	DK/NA/Refused	18	75	6
Child Under 18 at Home	Yes	14	84	2
	No	18	78	3
Resident Location	Unincorporated	18	79	3
	In a City	16	81	3
City	Sarasota City	12	84	4
	Venice City	19	79	3
	North Port	18	79	3
	Longboat Key	29	71	0
Unincorporated	University Parkway to Clark Road	19	78	3
	Clark Road to Blackburn Point Road	20	77	2
	Blackburn Point Road to River Road	15	82	3

	River Road to the South County Line	22	78	0
Business Ownership***	Yes	19	81	0
	No	17	81	3
	DK/NA/Refused	21	55	24

### Question 13a

#### Significant Factors: Contacting the County about: Permitting

		Permitting	
		Yes	Not Mentioned
		%	%
Aggregate	Total	4	96
Length of Residency	Less than one year	12	88
	1 to 5 years	2	98
	6 to 10 years	3	97
	More than 10 years	4	96
	DK/NA/Refused	0	100
Residential Status	Year round	4	96
	Part of the year	0	100
	DK/NA/Refused	0	100
Age Group	18 to 29	3	97
	30 to 49	5	95
	50 to 64	4	96
	65 to 74	5	95
	75 & older	2	98
Home Ownership Status	Homeowner	4	96
	Renter	3	97
Gender	Male	5	95
	Female	3	97
Workforce	Workforce	5	95
	Non-workforce	3	97
Education	High School or Less	5	95
	Some College	3	97
	College Graduate	3	97
Race	White/Caucasian	4	96

	Black/African American	3	97
	Hispanic/Latino	3	97
	Other	2	98
Household Income	Less than \$30,000	3	97
	\$30,000 to \$49,999	6	94
	\$50,000 to \$99,999	3	97
	\$100,000+	2	98
	DK/NA/Refused	6	94
Child Under 18 at Home	Yes	4	96
	No	4	96
Resident Location	Unincorporated	4	96
	In a City	3	97
City	Sarasota City	3	97
	Venice City	6	94
	North Port	3	97
	Longboat Key	10	90
Unincorporated	University Parkway to Clark Road	4	96
	Clark Road to Blackburn Point Road	2	98
	Blackburn Point Road to River Road	4	96
	River Road to the South County Line	10	90
Business Ownership	Yes	8	92
	No	3	97
	DK/NA/Refused	9	91

### Question 13b

#### Significant Factors: Contacting the County about: Building Inspections

		Building inspections	
		Yes	Not Mentioned
		%	%
Aggregate	Total	1	99
Length of Residency	Less than one year	0	100
	1 to 5 years	1	99
	6 to 10 years	1	99
	More than 10 years	1	99
	DK/NA/Refused	0	100

Residential Status	Year round	1	99
	Part of the year	0	100
	DK/NA/Refused	0	100
Age Group	18 to 29	0	100
	30 to 49	2	98
	50 to 64	1	99
	65 to 74	2	98
	75 & older	1	99
Home Ownership Status	Homeowner	1	99
	Renter	1	99
Gender	Male	1	99
	Female	1	99
Workforce	Workforce	1	99
	Non-workforce	1	99
Education	High School or Less	1	99
	Some College	1	99
	College Graduate	2	98
Race	White/Caucasian	1	99
	Black/African American	1	99
	Hispanic/Latino	0	100
	Other	0	100
Household Income**	Less than \$30,000	0	100
	\$30,000 to \$49,999	1	99
	\$50,000 to \$99,999	1	99
	\$100,000+	3	97
	DK/NA/Refused	0	100
Child Under 18 at Home	Yes	2	98
	No	1	99
Resident Location*	Unincorporated	2	98
	In a City	0	100
City	Sarasota City	0	100
	Venice City	0	100
	North Port	0	100
	Longboat Key	6	94
	Unincorporated		
	University Parkway to Clark Road	2	98
	Clark Road to Blackburn Point Road	0	100
	Blackburn Point Road to River Road	2	98
	River Road to the South County Line	0	100

Business Ownership*	Yes	4	96
	No	1	99
	DK/NA/Refused	0	100

### Question 13c

#### Significant Factors: Contacting the County about: Water

		Yes %	Water Not Mentioned %
Aggregate	Total	1	99
Length of Residency	Less than one year	0	100
	1 to 5 years	0	100
	6 to 10 years	1	99
	More than 10 years	1	99
	DK/NA/Refused	0	100
Residential Status	Year round	1	99
	Part of the year	0	100
	DK/NA/Refused	0	100
Age Group**	18 to 29	0	100
	30 to 49	0	100
	50 to 64	1	99
	65 to 74	2	98
	75 & older	1	99
Home Ownership Status*	Homeowner	1	99
	Renter	0	100
Gender**	Male	0	100
	Female	2	98
Workforce	Workforce	1	99
	Non-workforce	1	99
Education*	High School or Less	0	100
	Some College	0	100
	College Graduate	2	98
Race	White/Caucasian	1	99
	Black/African American	0	100
	Hispanic/Latino	1	99



	Other	2	98
Household Income	Less than \$30,000	3	97
	\$30,000 to \$49,999	1	99
	\$50,000 to \$99,999	1	99
	\$100,000+	1	99
	DK/NA/Refused	0	100
Child Under 18 at Home**	Yes	0	100
	No	1	99
Resident Location	Unincorporated	1	99
	In a City	1	99
City	Sarasota City	1	99
	Venice City	2	98
	North Port	1	99
	Longboat Key	0	100
Unincorporated	University Parkway to Clark Road	1	99
	Clark Road to Blackburn Point Road	1	99
	Blackburn Point Road to River Road	0	100
	River Road to the South County Line	0	100
Business Ownership	Yes	0	100
	No	1	99
	DK/NA/Refused	0	100

### Question 13d

#### Significant Factors: Contacting the County about: Wastewater

		Wastewater	
		Yes	Not Mentioned
		%	%
Aggregate	Total	0	100
Length of Residency	Less than one year	3	97
	1 to 5 years	0	100
	6 to 10 years	0	100
	More than 10 years	0	100
	DK/NA/Refused	0	100
Residential Status	Year round	0	100
	Part of the year	0	100
	DK/NA/Refused	0	100

Age Group	18 to 29	0	100
	30 to 49	1	99
	50 to 64	0	100
	65 to 74	0	100
	75 & older	0	100
Home Ownership Status	Homeowner	0	100
	Renter	1	99
Gender	Male	1	99
	Female	0	100
Workforce	Workforce	1	99
	Non-workforce	0	100
Education	High School or Less	0	100
	Some College	1	99
	College Graduate	0	100
Race	White/Caucasian	0	100
	Black/African American	0	100
	Hispanic/Latino	0	100
	Other	0	100
Household Income	Less than \$30,000	0	100
	\$30,000 to \$49,999	0	100
	\$50,000 to \$99,999	1	99
	\$100,000+	0	100
	DK/NA/Refused	1	99
Child Under 18 at Home	Yes	1	99
	No	0	100
Resident Location	Unincorporated	0	100
	In a City	0	100
City	Sarasota City	0	100
	Venice City	0	100
	North Port	1	99
	Longboat Key	0	100
	Unincorporated	0	100
Unincorporated	University Parkway to Clark Road	0	100
	Clark Road to Blackburn Point Road	0	100
	Blackburn Point Road to River Road	1	99
	River Road to the South County Line	0	100
Business Ownership	Yes	0	100
	No	0	100
	DK/NA/Refused	0	100

**Question 13e**

**Significant Factors: Contacting the County about: Stormwater**

		Stormwater	
		Yes	Not Mentioned
		%	%
Aggregate	Total	0	100
Length of Residency	Less than one year	2	98
	1 to 5 years	0	100
	6 to 10 years	0	100
	More than 10 years	1	99
	DK/NA/Refused	0	100
Residential Status	Year round	0	100
	Part of the year	0	100
	DK/NA/Refused	0	100
Age Group	18 to 29	1	99
	30 to 49	0	100
	50 to 64	0	100
	65 to 74	0	100
	75 & older	1	99
Home Ownership Status	Homeowner	1	99
	Renter	0	100
Gender	Male	1	99
	Female	0	100
Workforce	Workforce	1	99
	Non-workforce	0	100
Education	High School or Less	1	99
	Some College	0	100
	College Graduate	0	100
Race	White/Caucasian	0	100
	Black/African American	0	100
	Hispanic/Latino	1	99
	Other	0	100
Household Income*	Less than \$30,000	0	100
	\$30,000 to \$49,999	0	100
	\$50,000 to \$99,999	0	100
	\$100,000+	0	100
	DK/NA/Refused	2	98

Child Under 18 at Home	Yes	0	100
	No	1	99
Resident Location	Unincorporated	1	99
	In a City	0	100
City	Sarasota City	0	100
	Venice City	0	100
	North Port	0	100
	Longboat Key	0	100
Unincorporated	University Parkway to Clark Road	1	99
	Clark Road to Blackburn Point Road	0	100
	Blackburn Point Road to River Road	0	100
	River Road to the South County Line	0	100
Business Ownership*	Yes	3	97
	No	0	100
	DK/NA/Refused	0	100

### Question 13f

### Significant Factors: Contacting the County about: Contact Center

		Contact center	
		Yes	Not Mentioned
		%	%
Aggregate	Total	1	99
Length of Residency	Less than one year	0	100
	1 to 5 years	1	99
	6 to 10 years	1	99
	More than 10 years	2	98
	DK/NA/Refused	0	100
Residential Status	Year round	1	99
	Part of the year	0	100
	DK/NA/Refused	0	100
Age Group	18 to 29	1	99
	30 to 49	0	100
	50 to 64	2	98
	65 to 74	2	98
	75 & older	2	98

Home Ownership Status	Homeowner	1	99
	Renter	1	99
Gender	Male	1	99
	Female	2	98
Workforce	Workforce	1	99
	Non-workforce	2	98
Education*	High School or Less	0	100
	Some College	2	98
	College Graduate	2	98
Race	White/Caucasian	1	99
	Black/African American	1	99
	Hispanic/Latino	2	98
	Other	3	97
Household Income	Less than \$30,000	1	99
	\$30,000 to \$49,999	1	99
	\$50,000 to \$99,999	1	99
	\$100,000+	2	98
	DK/NA/Refused	1	99
Child Under 18 at Home	Yes	1	99
	No	2	98
Resident Location	Unincorporated	1	99
	In a City	1	99
City	Sarasota City	2	98
	Venice City	0	100
	North Port	1	99
	Longboat Key	0	100
Unincorporated	University Parkway to Clark Road	2	98
	Clark Road to Blackburn Point Road	1	99
	Blackburn Point Road to River Road	1	99
	River Road to the South County Line	0	100
Business Ownership	Yes	0	100
	No	1	99
	DK/NA/Refused	4	96

**Question 13g**

**Significant Factors: Contacting the County about: Health Department**

		Health department	
		Yes	Not Mentioned
		%	%
Aggregate	Total	1	99
Length of Residency	Less than one year	0	100
	1 to 5 years	2	98
	6 to 10 years	1	99
	More than 10 years	1	99
	DK/NA/Refused	0	100
Residential Status	Year round	1	99
	Part of the year	0	100
	DK/NA/Refused	0	100
Age Group*	18 to 29	1	99
	30 to 49	0	100
	50 to 64	3	97
	65 to 74	1	99
	75 & older	0	100
Home Ownership Status	Homeowner	1	99
	Renter	1	99
Gender	Male	2	98
	Female	1	99
Workforce	Workforce	2	98
	Non-workforce	1	99
Education	High School or Less	2	98
	Some College	1	99
	College Graduate	1	99
Race	White/Caucasian	1	99
	Black/African American	3	97
	Hispanic/Latino	1	99
	Other	3	97
Household Income	Less than \$30,000	0	100
	\$30,000 to \$49,999	3	97
	\$50,000 to \$99,999	1	99
	\$100,000+	1	99
	DK/NA/Refused	0	100

Child Under 18 at Home*	Yes	2	98
	No	1	99
Resident Location	Unincorporated	1	99
	In a City	2	98
City	Sarasota City	1	99
	Venice City	3	97
	North Port	2	98
	Longboat Key	0	100
Unincorporated	University Parkway to Clark Road	1	99
	Clark Road to Blackburn Point Road	1	99
	Blackburn Point Road to River Road	1	99
	River Road to the South County Line	0	100
Business Ownership	Yes	0	100
	No	1	99
	DK/NA/Refused	0	100

### Question 13h

#### Significant Factors: Contacting the County about: Libraries

		Libraries	
		Yes	Not Mentioned
		%	%
Aggregate	Total	0	100
Length of Residency	Less than one year	0	100
	1 to 5 years	0	100
	6 to 10 years	1	99
	More than 10 years	0	100
	DK/NA/Refused	0	100
Residential Status	Year round	0	100
	Part of the year	0	100
	DK/NA/Refused	0	100
Age Group	18 to 29	0	100
	30 to 49	1	99
	50 to 64	0	100
	65 to 74	0	100
	75 & older	1	99

Home Ownership Status	Homeowner	0	100
	Renter	0	100
Gender	Male	0	100
	Female	0	100
Workforce	Workforce	1	99
	Non-workforce	0	100
Education*	High School or Less	0	100
	Some College	0	100
	College Graduate	1	99
Race	White/Caucasian	0	100
	Black/African American	1	99
	Hispanic/Latino	0	100
	Other	0	100
Household Income	Less than \$30,000	0	100
	\$30,000 to \$49,999	1	99
	\$50,000 to \$99,999	0	100
	\$100,000+	0	100
	DK/NA/Refused	0	100
Child Under 18 at Home	Yes	0	100
	No	1	99
Resident Location	Unincorporated	0	100
	In a City	0	100
City*	Sarasota City	0	100
	Venice City	3	97
	North Port	0	100
	Longboat Key	0	100
Unincorporated	University Parkway to Clark Road	0	100
	Clark Road to Blackburn Point Road	0	100
	Blackburn Point Road to River Road	1	99
	River Road to the South County Line	0	100
Business Ownership	Yes	0	100
	No	0	100
	DK/NA/Refused	0	100



Question 13i

Significant Factors: Contacting the County about: Parks

		Parks	
		Yes	Not Mentioned
		%	%
Aggregate	Total	0	100
Length of Residency	Less than one year	0	100
	1 to 5 years	0	100
	6 to 10 years	0	100
	More than 10 years	1	99
	DK/NA/Refused	0	100
Residential Status	Year round	0	100
	Part of the year	0	100
	DK/NA/Refused	0	100
Age Group*	18 to 29	0	100
	30 to 49	0	100
	50 to 64	0	100
	65 to 74	0	100
	75 & older	2	98
Home Ownership Status	Homeowner	1	99
	Renter	0	100
Gender	Male	0	100
	Female	1	99
Workforce	Workforce	1	99
	Non-workforce	0	100
Education	High School or Less	0	100
	Some College	0	100
	College Graduate	0	100
Race	White/Caucasian	1	99
	Black/African American	0	100
	Hispanic/Latino	0	100
	Other	0	100
Household Income*	Less than \$30,000	0	100
	\$30,000 to \$49,999	2	98
	\$50,000 to \$99,999	0	100
	\$100,000+	0	100
	DK/NA/Refused	0	100

Child Under 18 at Home	Yes	0	100
	No	0	100
Resident Location	Unincorporated	0	100
	In a City	1	99
City	Sarasota City	0	100
	Venice City	0	100
	North Port	2	98
	Longboat Key	0	100
Unincorporated	University Parkway to Clark Road	0	100
	Clark Road to Blackburn Point Road	0	100
	Blackburn Point Road to River Road	0	100
	River Road to the South County Line	0	100
Business Ownership*	Yes	3	97
	No	0	100
	DK/NA/Refused	0	100

### Question 13j

#### Significant Factors: Contacting the County about: Human Resources

		Human resources	
		Yes	Not Mentioned
		%	%
Aggregate	Total	0	100
Length of Residency	Less than one year	0	100
	1 to 5 years	1	99
	6 to 10 years	1	99
	More than 10 years	0	100
	DK/NA/Refused	0	100
Residential Status	Year round	0	100
	Part of the year	0	100
	DK/NA/Refused	0	100
Age Group**	18 to 29	0	100
	30 to 49	2	98
	50 to 64	0	100
	65 to 74	0	100
	75 & older	0	100

Home Ownership Status*	Homeowner	0	100
	Renter	1	99
Gender**	Male	0	100
	Female	1	99
Workforce**	Workforce	1	99
	Non-workforce	0	100
Education	High School or Less	1	99
	Some College	0	100
	College Graduate	0	100
Race	White/Caucasian	0	100
	Black/African American	0	100
	Hispanic/Latino	1	99
	Other	0	100
Household Income*	Less than \$30,000	3	97
	\$30,000 to \$49,999	0	100
	\$50,000 to \$99,999	0	100
	\$100,000+	1	99
	DK/NA/Refused	0	100
Child Under 18 at Home***	Yes	1	99
	No	0	100
Resident Location	Unincorporated	0	100
	In a City	1	99
City	Sarasota City	1	99
	Venice City	0	100
	North Port	1	99
	Longboat Key	0	100
Unincorporated	University Parkway to Clark Road	0	100
	Clark Road to Blackburn Point Road	0	100
	Blackburn Point Road to River Road	0	100
	River Road to the South County Line	0	100
Business Ownership	Yes	0	100
	No	0	100
	DK/NA/Refused	0	100

Question 13k

**Significant Factors: Contacting the County about: Roads, Signs, and Streetlights**

		Roads, signs, and street lights	
		Yes	Not Mentioned
		%	%
Aggregate	Total	0	100
Length of Residency	Less than one year	0	100
	1 to 5 years	0	100
	6 to 10 years	1	99
	More than 10 years	0	100
	DK/NA/Refused	0	100
Residential Status	Year round	0	100
	Part of the year	0	100
	DK/NA/Refused	0	100
Age Group	18 to 29	0	100
	30 to 49	0	100
	50 to 64	0	100
	65 to 74	1	99
	75 & older	0	100
Home Ownership Status	Homeowner	0	100
	Renter	0	100
Gender	Male	0	100
	Female	0	100
Workforce	Workforce	0	100
	Non-workforce	0	100
Education	High School or Less	0	100
	Some College	1	99
	College Graduate	0	100
Race	White/Caucasian	0	100
	Black/African American	0	100
	Hispanic/Latino	0	100
	Other	1	99
Household Income	Less than \$30,000	0	100
	\$30,000 to \$49,999	0	100
	\$50,000 to \$99,999	0	100
	\$100,000+	1	99
	DK/NA/Refused	0	100

Child Under 18 at Home	Yes	0	100
	No	0	100
Resident Location	Unincorporated	0	100
	In a City	0	100
City	Sarasota City	0	100
	Venice City	0	100
	North Port	0	100
	Longboat Key	2	98
Unincorporated	University Parkway to Clark Road	0	100
	Clark Road to Blackburn Point Road	0	100
	Blackburn Point Road to River Road	0	100
	River Road to the South County Line	0	100
	DK/NA/Refused	0	100
Business Ownership	Yes	0	100
	No	0	100
	DK/NA/Refused	0	100

### Question 13I

#### Significant Factors: Contacting the County about: Garbage Collection

		Garbage collection	
		Yes	Not Mentioned
		%	%
Aggregate	Total	2	98
Length of Residency	Less than one year	3	97
	1 to 5 years	4	96
	6 to 10 years	2	98
	More than 10 years	1	99
	DK/NA/Refused	0	100
Residential Status	Year round	2	98
	Part of the year	0	100
	DK/NA/Refused	0	100
Age Group	18 to 29	2	98
	30 to 49	1	99

	50 to 64	2	98
	65 to 74	2	98
	75 & older	2	98
Home Ownership Status	Homeowner	2	98
	Renter	2	98
Gender	Male	1	99
	Female	2	98
Workforce	Workforce	2	98
	Non-workforce	2	98
Education	High School or Less	2	98
	Some College	2	98
	College Graduate	1	99
Race	White/Caucasian	2	98
	Black/African American	2	98
	Hispanic/Latino	1	99
	Other	0	100
Household Income	Less than \$30,000	4	96
	\$30,000 to \$49,999	2	98
	\$50,000 to \$99,999	2	98
	\$100,000+	1	99
	DK/NA/Refused	1	99
Child Under 18 at Home	Yes	1	99
	No	2	98
Resident Location	Unincorporated	2	98
	In a City	1	99
City	Sarasota City	1	99
	Venice City	0	100
	North Port	3	97
	Longboat Key	0	100
Unincorporated*	University Parkway to Clark Road	2	98
	Clark Road to Blackburn Point Road	5	95
	Blackburn Point Road to River Road	0	100
	River Road to the South County Line	9	91
Business Ownership	Yes	0	100
	No	2	98
	DK/NA/Refused	0	100

Question 13m

Significant Factors: Contacting the County about: Recycling

		Recycling	
		Yes	Not Mentioned
		%	%
Aggregate	Total	1	99
Length of Residency	Less than one year	0	100
	1 to 5 years	0	100
	6 to 10 years	0	100
	More than 10 years	1	99
	DK/NA/Refused	0	100
Residential Status	Year round	1	99
	Part of the year	0	100
	DK/NA/Refused	0	100
Age Group	18 to 29	3	97
	30 to 49	1	99
	50 to 64	0	100
	65 to 74	1	99
	75 & older	1	99
Home Ownership Status	Homeowner	1	99
	Renter	2	98
Gender	Male	1	99
	Female	1	99
Workforce	Workforce	1	99
	Non-workforce	1	99
Education	High School or Less	1	99
	Some College	1	99
	College Graduate	1	99
Race	White/Caucasian	1	99
	Black/African American	0	100
	Hispanic/Latino	2	98
	Other	0	100
Household Income	Less than \$30,000	2	98
	\$30,000 to \$49,999	0	100
	\$50,000 to \$99,999	1	99
	\$100,000+	1	99
	DK/NA/Refused	1	99

Child Under 18 at Home	Yes	0	100
	No	1	99
Resident Location	Unincorporated	1	99
	In a City	1	99
City	Sarasota City	1	99
	Venice City	1	99
	North Port	1	99
	Longboat Key	0	100
Unincorporated	University Parkway to Clark Road	2	98
	Clark Road to Blackburn Point Road	0	100
	Blackburn Point Road to River Road	1	99
	River Road to the South County Line	0	100
Business Ownership	Yes	1	99
	No	1	99
	DK/NA/Refused	0	100

### Question 13n

#### Significant Factors: Contacting the County about: Mass Transit

		Mass transit	
		Yes	Not Mentioned
		%	%
Aggregate	Total	0	100
Length of Residency	Less than one year	0	100
	1 to 5 years	1	99
	6 to 10 years	0	100
	More than 10 years	0	100
	DK/NA/Refused	0	100
Residential Status	Year round	0	100
	Part of the year	0	100
	DK/NA/Refused	0	100
Age Group	18 to 29	0	100
	30 to 49	0	100
	50 to 64	0	100
	65 to 74	1	99
	75 & older	0	100



Home Ownership Status	Homeowner	0	100
	Renter	0	100
Gender	Male	0	100
	Female	0	100
Workforce	Workforce	0	100
	Non-workforce	0	100
Education	High School or Less	0	100
	Some College	0	100
	College Graduate	0	100
Race*	White/Caucasian	0	100
	Black/African American	0	100
	Hispanic/Latino	1	99
	Other	0	100
Household Income	Less than \$30,000	0	100
	\$30,000 to \$49,999	1	99
	\$50,000 to \$99,999	0	100
	\$100,000+	0	100
	DK/NA/Refused	0	100
Child Under 18 at Home	Yes	0	100
	No	0	100
Resident Location	Unincorporated	0	100
	In a City	0	100
City	Sarasota City	0	100
	Venice City	0	100
	North Port	0	100
	Longboat Key	4	96
Unincorporated	University Parkway to Clark Road	0	100
	Clark Road to Blackburn Point Road	0	100
	Blackburn Point Road to River Road	0	100
	River Road to the South County Line	0	100
Business Ownership	Yes	0	100
	No	0	100
	DK/NA/Refused	0	100

**Question 13o**

**Significant Factors: Contacting the County about: Other**

		Yes	Other
		%	Not Mentioned
			%
Aggregate	Total	4	96
Length of Residency	Less than one year	4	96
	1 to 5 years	5	95
	6 to 10 years	3	97
	More than 10 years	4	96
	DK/NA/Refused	0	100
Residential Status	Year round	4	96
	Part of the year	3	97
	DK/NA/Refused	0	100
Age Group***	18 to 29	0	100
	30 to 49	2	98
	50 to 64	4	96
	65 to 74	7	93
	75 & older	5	95
Home Ownership Status*	Homeowner	5	95
	Renter	2	98
Gender	Male	4	96
	Female	5	95
Workforce***	Workforce	2	98
	Non-workforce	7	93
Education***	High School or Less	1	99
	Some College	3	97
	College Graduate	7	93
Race	White/Caucasian	5	95
	Black/African American	1	99
	Hispanic/Latino	1	99
	Other	3	97
Household Income	Less than \$30,000	3	97
	\$30,000 to \$49,999	3	97
	\$50,000 to \$99,999	4	96
	\$100,000+	5	95
	DK/NA/Refused	6	94

Child Under 18 at Home**	Yes	2	98
	No	5	95
Resident Location	Unincorporated	5	95
	In a City	4	96
City	Sarasota City	3	97
	Venice City	3	97
	North Port	4	96
	Longboat Key	7	93
Unincorporated	University Parkway to Clark Road	3	97
	Clark Road to Blackburn Point Road	9	91
	Blackburn Point Road to River Road	5	95
	River Road to the South County Line	4	96
Business Ownership	Yes	3	97
	No	4	96
	DK/NA/Refused	12	88

#### Question 14a

#### Significant Factors: By what means did you contact the county?

		By what means did you contact			
		Phone	In-person	Email	Social Media
		%	%	%	%
Aggregate	Total	79	15	6	1
Length of Residency*	Less than one year	77	23	0	0
	1 to 5 years	88	6	0	6
	6 to 10 years	65	25	10	0
	More than 10 years	80	13	6	0
Residential Status	Year round	78	15	6	1
	Part of the year	100	0	0	0
Age Group**	18 to 29	98	0	2	0
	30 to 49	68	26	6	0
	50 to 64	81	8	7	4
	65 to 74	68	24	8	0
	75 & older	91	6	4	0
Home Ownership Status	Homeowner	79	14	6	1
	Renter	76	19	5	0

Gender*	Male	75	21	4	0
	Female	82	9	8	2
Workforce	Workforce	83	14	3	0
	Non-workforce	74	16	8	2
Education*	High School or Less	83	14	0	3
	Some College	80	13	8	0
	College Graduate	76	16	9	0
Race	White/Caucasian	78	16	6	1
	Black/African American	69	25	5	0
	Hispanic/Latino	91	7	2	0
	Other	79	0	21	0
Household Income	Less than \$30,000	100	0	0	0
	\$30,000 to \$49,999	79	15	2	4
	\$50,000 to \$99,999	81	14	4	0
	\$100,000+	73	17	10	0
	DK/NA/Refused	72	17	11	0
Child Under 18 at Home	Yes	80	17	3	0
	No	78	14	7	1
Resident Location	Unincorporated	78	16	6	0
	In a City	79	12	6	3
City	Sarasota City	93	5	2	0
	Venice City	63	18	19	0
	North Port	82	11	1	6
	Longboat Key	43	34	24	0
Unincorporated*	University Parkway to Clark Road	79	17	3	0
	Clark Road to Blackburn Point Road	86	0	14	0
	Blackburn Point Road to River Road	71	23	5	0
	River Road to the South County Line	83	0	17	0
Business Ownership	Yes	86	6	8	0
	No	77	16	6	1
	DK/NA/Refused	100	0	0	0

Question 14b

Significant Factors: Did you contact the county through any other means?

		By what means did you contact	
		In-person	Email
		%	%
Aggregate	Total	89	11
Length of Residency	6 to 10 years	100	0
	More than 10 years	79	21
Residential Status	Year round	89	11
Age Group	65 to 74	89	11
Home Ownership Status	Homeowner	79	21
	Renter	100	0
Gender	Male	100	0
	Female	79	21
Workforce	Non-workforce	89	11
Education	High School or Less	100	0
	Some College	0	100
	College Graduate	100	0
Race	White/Caucasian	100	0
	Other	0	100
Household Income	\$50,000 to \$99,999	79	21
	\$100,000+	100	0
Child Under 18 at Home	No	89	11
Resident Location	Unincorporated	89	11
Unincorporated	University Parkway to Clark Road	0	100
	Blackburn Point Road to River Road	100	0
Business Ownership	No	89	11

Question 15a

**Significant Factors: Interacting with the County: Being Treated with Respect**

In your interactions with the County, were

you treated with respect?

Yes

No

%

%

		Yes %	No %
Aggregate	Total	97	3
Length of Residency	Less than one year	100	0
	1 to 5 years	92	8
	6 to 10 years	97	3
	More than 10 years	98	2
Residential Status	Year round	97	3
	Part of the year	100	0
Age Group	18 to 29	100	0
	30 to 49	100	0
	50 to 64	97	3
	65 to 74	96	4
	75 & older	95	5
Home Ownership Status	Homeowner	96	4
	Renter	100	0
Gender*	Male	94	6
	Female	99	1
Workforce**	Workforce	100	0
	Non-workforce	94	6
Education	High School or Less	100	0
	Some College	93	7
	College Graduate	96	4
Race	White/Caucasian	97	3
	Black/African American	100	0
	Hispanic/Latino	98	2
	Other	100	0
Household Income	Less than \$30,000	100	0
	\$30,000 to \$49,999	98	2
	\$50,000 to \$99,999	94	6
	\$100,000+	100	0
	DK/NA/Refused	96	4
Child Under 18 at Home	Yes	94	6

	No	98	2
Resident Location	Unincorporated	96	4
	In a City	99	1
City	Sarasota City	100	0
	Venice City	100	0
	North Port	98	2
	Longboat Key	100	0
Unincorporated	University Parkway to Clark Road	96	4
	Clark Road to Blackburn Point Road	93	7
	Blackburn Point Road to River Road	96	4
	River Road to the South County Line	100	0
Business Ownership	Yes	100	0
	No	96	4
	DK/NA/Refused	100	0

### Question 15b

#### Significant Factors: Interacting with the County: Given Correct Information

In your interactions with the County, were you given correct information?

		Yes %	No %	DK/NA/Refused %
Aggregate	Total	90	7	3
Length of Residency*	Less than one year	100	0	0
	1 to 5 years	73	21	6
	6 to 10 years	92	3	5
	More than 10 years	93	5	2
Residential Status	Year round	90	7	3
	Part of the year	100	0	0
Age Group	18 to 29	100	0	0
	30 to 49	88	7	5
	50 to 64	87	9	4
	65 to 74	91	7	2

	75 & older	90	8	2
Home Ownership Status	Homeowner	91	7	2
	Renter	85	9	6
Gender**	Male	88	12	0
	Female	91	3	5
Workforce	Workforce	94	4	2
	Non-workforce	86	10	4
Education	High School or Less	90	4	6
	Some College	89	11	0
	College Graduate	90	8	2
Race	White/Caucasian	90	7	3
	Black/African American	94	6	0
	Hispanic/Latino	86	9	5
	Other	100	0	0
Household Income	Less than \$30,000	79	8	13
	\$30,000 to \$49,999	92	4	4
	\$50,000 to \$99,999	88	8	4
	\$100,000+	92	8	0
	DK/NA/Refused	92	8	0
Child Under 18 at Home	Yes	83	13	4
	No	92	5	2
Resident Location*	Unincorporated	92	8	1
	In a City	86	6	8
City	Sarasota City	76	13	11
	Venice City	100	0	0
	North Port	85	5	10
	Longboat Key	100	0	0
Unincorporated	University Parkway to Clark Road	93	7	1
	Clark Road to Blackburn Point Road	80	20	0
	Blackburn Point Road to River Road	96	4	0
	River Road to the South County Line	100	0	0
Business Ownership	Yes	100	0	0
	No	89	8	3
	DK/NA/Refused	100	0	0



Question 15c

**Significant Factors: Interacting with the County: Helped in a Timely Fashion**

In your interactions with the County, were you helped

in a timely fashion?

		Yes	No	DK/NA/Refused
		%	%	%
Aggregate	Total	84	14	2
Length of Residency	Less than one year	100	0	0
	1 to 5 years	70	24	6
	6 to 10 years	88	12	0
	More than 10 years	85	13	2
Residential Status	Year round	84	14	2
	Part of the year	100	0	0
Age Group	18 to 29	82	18	0
	30 to 49	88	12	0
	50 to 64	87	9	4
	65 to 74	81	15	4
	75 & older	80	18	2
Home Ownership Status	Homeowner	85	12	3
	Renter	76	24	0
Gender*	Male	83	17	0
	Female	84	12	4
Workforce	Workforce	87	12	1
	Non-workforce	80	16	4
Education	High School or Less	84	13	3
	Some College	77	20	3
	College Graduate	85	13	2
Race	White/Caucasian	84	13	2
	Black/African American	84	16	0
	Hispanic/Latino	72	24	5
	Other	94	6	0
Household Income	Less than \$30,000	75	25	0
	\$30,000 to \$49,999	90	7	4
	\$50,000 to \$99,999	85	12	4
	\$100,000+	83	17	0
	DK/NA/Refused	78	19	3
Child Under 18 at Home	Yes	79	21	0

	No	85	12	3
Resident Location	Unincorporated	85	13	1
	In a City	80	16	5
City**	Sarasota City	59	41	0
	Venice City	100	0	0
	North Port	83	7	10
	Longboat Key	93	7	0
Unincorporated	University Parkway to Clark Road	84	14	2
	Clark Road to Blackburn Point Road	79	21	0
	Blackburn Point Road to River Road	92	8	0
	River Road to the South County Line	100	0	0
Business Ownership	Yes	81	19	0
	No	83	14	3
	DK/NA/Refused	100	0	0

### Question 16a

#### Significant Factors: Importance of Quality of Life Factors: Nature Preserves

		Nature Preserves		
		Low (1-3)	Medium (4-7)	High (8-10)
		%	%	%
Aggregate	Total	1	27	72
Length of Residency**	Less than one year	4	25	71
	1 to 5 years	2	35	64
	6 to 10 years	1	27	73
	More than 10 years	1	25	74
	DK/NA/Refused	0	100	0
Residential Status	Year round	1	27	72
	Part of the year	0	34	66
	DK/NA/Refused	0	31	69
Age Group	18 to 29	2	32	66
	30 to 49	0	29	70

	50 to 64	0	27	73
	65 to 74	2	23	76
	75 & older	2	28	70
Home Ownership Status	Homeowner	1	27	72
	Renter	1	28	71
Gender*	Male	1	31	68
	Female	1	24	75
Workforce	Workforce	1	30	69
	Non-workforce	1	25	75
Education***	High School or Less	1	35	64
	Some College	1	27	72
	College Graduate	1	21	78
Race	White/Caucasian	1	27	72
	Black/African American	1	34	65
	Hispanic/Latino	1	29	70
	Other	0	31	69
Household Income***	Less than \$30,000	2	29	69
	\$30,000 to \$49,999	1	44	54
	\$50,000 to \$99,999	1	24	75
	\$100,000+	2	15	83
	DK/NA/Refused	0	28	72
Child Under 18 at Home***	Yes	1	39	60
	No	1	23	76
Resident Location	Unincorporated	1	27	72
	In a City	1	27	71
City	Sarasota City	2	29	69
	Venice City	0	25	75
	North Port	1	27	72
	Longboat Key	0	21	79
Unincorporated*	University Parkway to Clark Road	2	27	72
	Clark Road to Blackburn Point Road	0	20	80
	Blackburn Point Road to River Road	0	31	69
	River Road to the South County Line	0	34	66
Business Ownership***	Yes	3	29	68

No	1	27	73
DK/NA/Refused	8	50	42

### Question 16b

#### Significant Factors: Importance of Quality of Life Factors: Water Quality

		Water Quality		
		Low (1-3)	Medium (4-7)	High (8-10)
		%	%	%
Aggregate	Total	1	13	86
Length of Residency	Less than one year	4	16	80
	1 to 5 years	2	15	83
	6 to 10 years	0	14	86
	More than 10 years	1	12	87
	DK/NA/Refused	0	44	56
Residential Status	Year round	1	13	86
	Part of the year	0	33	67
	DK/NA/Refused	0	31	69
Age Group***	18 to 29	0	9	90
	30 to 49	0	10	90
	50 to 64	0	11	89
	65 to 74	3	17	80
	75 & older	2	16	82
Home Ownership Status**	Homeowner	1	14	85
	Renter	0	9	91
Gender	Male	2	13	86
	Female	1	13	86
Workforce***	Workforce	1	9	90
	Non-workforce	1	17	82
Education	High School or Less	1	14	85
	Some College	0	13	87
	College Graduate	1	12	86
Race	White/Caucasian	1	13	86
	Black/African American	1	16	82
	Hispanic/Latino	1	10	89
	Other	0	18	82

Household Income***	Less than \$30,000	6	15	78
	\$30,000 to \$49,999	0	16	84
	\$50,000 to \$99,999	1	11	87
	\$100,000+	1	10	89
	DK/NA/Refused	0	15	85
Child Under 18 at Home*	Yes	0	10	90
	No	1	14	84
Resident Location	Unincorporated	1	13	86
	In a City	1	13	86
City	Sarasota City	1	13	86
	Venice City	1	9	90
	North Port	1	13	86
	Longboat Key	0	21	79
Unincorporated	University Parkway to Clark Road	1	11	88
	Clark Road to Blackburn Point Road	2	13	85
	Blackburn Point Road to River Road	1	16	83
	River Road to the South County Line	0	17	83
Business Ownership***	Yes	1	5	94
	No	1	13	86
	DK/NA/Refused	8	33	59

### Question 16c

#### Significant Factors: Importance of Quality of Life Factors: Air Quality

		Air Quality		
		Low (1-3) %	Medium (4-7) %	High (8-10) %
Aggregate	Total	0	12	87
Length of Residency	Less than one year	4	16	80
	1 to 5 years	0	14	86
	6 to 10 years	0	12	88
	More than 10 years	1	11	88

	DK/NA/Refused	0	44	56
Residential Status	Year round	0	12	88
	Part of the year	0	33	67
	DK/NA/Refused	0	31	69
Age Group***	18 to 29	0	5	94
	30 to 49	0	9	91
	50 to 64	0	11	89
	65 to 74	1	16	83
	75 & older	1	16	83
Home Ownership Status*	Homeowner	1	13	86
	Renter	0	8	92
Gender	Male	1	13	86
	Female	0	11	88
Workforce***	Workforce	0	7	93
	Non-workforce	1	18	82
Education	High School or Less	0	13	87
	Some College	0	11	89
	College Graduate	1	12	87
Race	White/Caucasian	0	12	87
	Black/African American	1	15	84
	Hispanic/Latino	1	8	91
	Other	0	17	83
Household Income	Less than \$30,000	2	16	82
	\$30,000 to \$49,999	0	13	87
	\$50,000 to \$99,999	1	13	86
	\$100,000+	1	7	92
	DK/NA/Refused	0	13	87
Child Under 18 at Home	Yes	0	10	90
	No	1	13	86
Resident Location	Unincorporated	0	12	87
	In a City	0	11	88
City	Sarasota City	1	12	87
	Venice City	1	9	90
	North Port	0	11	89
	Longboat Key	0	15	85
Unincorporated	University Parkway to Clark Road	1	10	89

	Clark Road to Blackburn Point Road	0	18	82
	Blackburn Point Road to River Road	1	13	87
	River Road to the South County Line	0	30	70
Business Ownership***	Yes	1	7	92
	No	0	12	88
	DK/NA/Refused	4	37	59

### Question 16d

### Significant Factors: Importance of Quality of Life Factors: Efficient Energy Consumption

		Efficient Energy Consumption		
		Low (1-3)	Medium (4-7)	High (8-10)
		%	%	%
Aggregate	Total	1	20	79
Length of Residency	Less than one year	4	14	82
	1 to 5 years	1	23	75
	6 to 10 years	1	15	84
	More than 10 years	2	21	78
	DK/NA/Refused	0	44	56
Residential Status	Year round	2	19	79
	Part of the year	0	31	69
	DK/NA/Refused	0	31	69
Age Group***	18 to 29	2	12	86
	30 to 49	1	14	85
	50 to 64	2	18	80
	65 to 74	1	21	78
	75 & older	2	29	68
Home Ownership Status*	Homeowner	2	19	79
	Renter	0	21	79
Gender	Male	2	20	79
	Female	1	19	79
Workforce***	Workforce	2	12	87

	Non-workforce	1	28	71
Education***	High School or Less	1	19	80
	Some College	0	13	86
	College Graduate	3	23	75
Race	White/Caucasian	1	20	79
	Black/African American	2	25	74
	Hispanic/Latino	3	13	85
	Other	5	21	74
Household Income**	Less than \$30,000	2	29	70
	\$30,000 to \$49,999	0	15	85
	\$50,000 to \$99,999	2	19	80
	\$100,000+	3	18	80
	DK/NA/Refused	2	25	74
Child Under 18 at Home	Yes	1	16	82
	No	1	21	78
Resident Location	Unincorporated	2	21	78
	In a City	1	17	82
City	Sarasota City	2	21	78
	Venice City	0	10	90
	North Port	1	16	82
	Longboat Key	0	14	86
Unincorporated	University Parkway to Clark Road	2	21	77
	Clark Road to Blackburn Point Road	3	23	75
	Blackburn Point Road to River Road	1	20	79
	River Road to the South County Line	0	26	74
Business Ownership***	Yes	6	22	72
	No	1	18	81
	DK/NA/Refused	12	53	35



Question 16e

Significant Factors: Importance of Quality of Life Factors: Transportation

		Transportation		
		Low (1-3)	Medium (4-7)	High (8-10)
		%	%	%
Aggregate	Total	4	30	66
Length of Residency***	Less than one year	4	43	53
	1 to 5 years	0	35	65
	6 to 10 years	5	23	71
	More than 10 years	3	31	65
	DK/NA/Refused	25	44	31
Residential Status	Year round	4	30	66
	Part of the year	0	46	54
	DK/NA/Refused	0	31	69
Age Group*	18 to 29	3	26	71
	30 to 49	2	27	71
	50 to 64	3	28	69
	65 to 74	5	32	62
	75 & older	4	36	59
Home Ownership Status**	Homeowner	4	32	64
	Renter	2	23	75
Gender*	Male	5	31	64
	Female	2	30	68
Workforce***	Workforce	1	25	74
	Non-workforce	6	36	58
Education	High School or Less	3	29	68
	Some College	2	32	66
	College Graduate	5	31	64
Race	White/Caucasian	4	31	65
	Black/African American	1	27	72
	Hispanic/Latino	2	24	74
	Other	2	36	61
Household Income*	Less than \$30,000	3	29	68
	\$30,000 to \$49,999	2	30	68
	\$50,000 to \$99,999	4	36	60
	\$100,000+	2	24	74
	DK/NA/Refused	6	28	66

Child Under 18 at Home	Yes	2	28	70
	No	4	31	65
Resident Location*	Unincorporated	4	31	64
	In a City	2	28	70
City	Sarasota City	1	27	72
	Venice City	1	22	77
	North Port	4	32	65
	Longboat Key	0	26	74
Unincorporated	University Parkway to Clark Road	4	30	66
	Clark Road to Blackburn Point Road	3	36	61
	Blackburn Point Road to River Road	6	31	63
	River Road to the South County Line	0	30	70
Business Ownership**	Yes	4	22	74
	No	3	30	66
	DK/NA/Refused	9	54	36

### Question 16f

### Significant Factors: Importance of Quality of Life Factors: Road and Infrastructure Maintenance

		Road and Infrastructure Maintenance		
		Low (1-3)	Medium (4-7)	High (8-10)
		%	%	%
Aggregate	Total	1	20	79
Length of Residency*	Less than one year	4	19	77
	1 to 5 years	0	17	83
	6 to 10 years	1	15	84
	More than 10 years	1	22	77
	DK/NA/Refused	0	69	31
Residential Status	Year round	1	20	80
	Part of the year	0	45	55
	DK/NA/Refused	0	31	69

Age Group***	18 to 29	0	18	82
	30 to 49	0	15	85
	50 to 64	0	14	85
	65 to 74	2	25	74
	75 & older	2	27	70
Home Ownership Status	Homeowner	1	21	78
	Renter	1	15	84
Gender*	Male	2	21	77
	Female	0	19	81
Workforce***	Workforce	0	14	85
	Non-workforce	2	26	73
Education	High School or Less	1	18	81
	Some College	1	21	79
	College Graduate	1	21	78
Race	White/Caucasian	1	20	79
	Black/African American	2	24	74
	Hispanic/Latino	1	16	84
	Other	0	17	83
Household Income*	Less than \$30,000	2	25	73
	\$30,000 to \$49,999	0	20	80
	\$50,000 to \$99,999	2	22	76
	\$100,000+	1	18	81
	DK/NA/Refused	0	17	83
Child Under 18 at Home	Yes	0	19	80
	No	1	20	79
Resident Location	Unincorporated	1	20	79
	In a City	0	20	80
City	Sarasota City	0	18	82
	Venice City	2	13	85
	North Port	0	21	79
	Longboat Key	2	34	64
	Unincorporated	University Parkway to Clark Road	1	21
	Clark Road to Blackburn Point Road	3	19	78
	Blackburn Point Road to River Road	1	18	81

	River Road to the South County Line	0	37	63
Business Ownership**	Yes	1	13	86
	No	1	20	79
	DK/NA/Refused	4	43	53

### Question 16g

#### Significant Factors: Importance of Quality of Life Factors: Parking Availability

		Parking Availability		
		Low (1-3) %	Medium (4-7) %	High (8-10) %
Aggregate	Total	2	28	70
Length of Residency	Less than one year	4	32	64
	1 to 5 years	3	30	67
	6 to 10 years	1	23	76
	More than 10 years	2	29	69
	DK/NA/Refused	0	69	31
Residential Status*	Year round	2	28	70
	Part of the year	0	63	37
	DK/NA/Refused	0	31	69
Age Group***	18 to 29	2	22	77
	30 to 49	2	25	73
	50 to 64	0	23	76
	65 to 74	3	32	65
	75 & older	3	37	60
Home Ownership Status	Homeowner	2	29	69
	Renter	2	24	74
Gender	Male	3	29	68
	Female	1	27	72
Workforce***	Workforce	1	21	78
	Non-workforce	3	35	62
Education*	High School or Less	1	24	74
	Some College	1	29	70
	College Graduate	3	31	66
Race	White/Caucasian	2	28	70

	Black/African American	2	29	69
	Hispanic/Latino	3	20	77
	Other	0	41	59
Household Income*	Less than \$30,000	5	33	63
	\$30,000 to \$49,999	1	24	75
	\$50,000 to \$99,999	2	29	69
	\$100,000+	3	23	74
	DK/NA/Refused	1	35	64
Child Under 18 at Home	Yes	2	24	74
	No	2	30	68
Resident Location	Unincorporated	2	29	69
	In a City	1	26	73
City	Sarasota City	2	23	74
	Venice City	0	23	77
	North Port	0	29	71
	Longboat Key	4	38	59
Unincorporated	University Parkway to Clark Road	3	27	70
	Clark Road to Blackburn Point Road	3	31	66
	Blackburn Point Road to River Road	1	30	69
	River Road to the South County Line	0	41	59
Business Ownership	Yes	1	26	72
	No	2	28	70
	DK/NA/Refused	4	48	48

Question 16h

**Significant Factors: Importance of Quality of Life Factors: Storm and Flooding Resiliency**

		Storm and Flooding Resiliency		
		Low (1-3)	Medium (4-7)	High (8-10)
		%	%	%
Aggregate	Total	1	21	78
Length of Residency***	Less than one year	4	19	76
	1 to 5 years	1	17	82
	6 to 10 years	2	16	83
	More than 10 years	1	23	75
	DK/NA/Refused	0	100	0
Residential Status	Year round	1	21	78
	Part of the year	0	31	69
	DK/NA/Refused	0	31	69
Age Group***	18 to 29	1	19	80
	30 to 49	0	17	83
	50 to 64	0	18	82
	65 to 74	3	19	79
	75 & older	3	32	66
Home Ownership Status**	Homeowner	2	22	76
	Renter	0	16	84
Gender	Male	2	21	77
	Female	1	21	79
Workforce***	Workforce	0	15	85
	Non-workforce	2	27	71
Education**	High School or Less	0	20	80
	Some College	0	21	79
	College Graduate	3	22	75
Race	White/Caucasian	1	21	77
	Black/African American	1	24	75
	Hispanic/Latino	2	17	81
	Other	0	21	79
Household Income	Less than \$30,000	2	31	67
	\$30,000 to \$49,999	1	21	78
	\$50,000 to \$99,999	1	20	79
	\$100,000+	1	22	77

	DK/NA/Refused	2	18	80
Child Under 18 at Home	Yes	0	20	79
	No	2	21	77
Resident Location**	Unincorporated	2	22	76
	In a City	0	18	82
City	Sarasota City	0	19	81
	Venice City	0	12	88
	North Port	0	19	81
	Longboat Key	4	25	71
Unincorporated**	University Parkway to Clark Road	1	21	77
	Clark Road to Blackburn Point Road	0	33	67
	Blackburn Point Road to River Road	4	19	77
	River Road to the South County Line	0	41	59
Business Ownership	Yes	1	20	79
	No	1	21	78
	DK/NA/Refused	4	36	60

### Question 16i

### Significant Factors: Importance of Quality of Life Factors: Traffic Flow Specific to Barrier Islands

		Traffic Flow Specific to Barrier Islands		
		Low (1-3)	Medium (4-7)	High (8-10)
		%	%	%
Aggregate	Total	3	28	69
Length of Residency**	Less than one year	4	27	69
	1 to 5 years	4	22	75
	6 to 10 years	3	24	73
	More than 10 years	3	31	66
	DK/NA/Refused	0	100	0
Residential Status*	Year round	3	28	69
	Part of the year	0	63	37

	DK/NA/Refused	0	31	69
Age Group***	18 to 29	1	25	73
	30 to 49	3	23	75
	50 to 64	2	23	74
	65 to 74	4	31	65
	75 & older	4	39	57
Home Ownership Status**	Homeowner	3	30	67
	Renter	1	21	77
Gender*	Male	4	30	65
	Female	2	26	72
Workforce***	Workforce	3	23	74
	Non-workforce	3	34	63
Education***	High School or Less	1	27	72
	Some College	1	25	73
	College Graduate	5	31	64
Race	White/Caucasian	3	29	68
	Black/African American	2	29	69
	Hispanic/Latino	2	25	72
	Other	0	29	71
Household Income*	Less than \$30,000	6	33	61
	\$30,000 to \$49,999	1	34	65
	\$50,000 to \$99,999	3	25	72
	\$100,000+	5	27	68
	DK/NA/Refused	2	27	70
Child Under 18 at Home	Yes	3	29	68
	No	3	28	69
Resident Location**	Unincorporated	4	29	67
	In a City	1	26	72
City	Sarasota City	2	26	73
	Venice City	0	24	76
	North Port	1	28	71
	Longboat Key	2	25	74
Unincorporated	University Parkway to Clark Road	3	28	68
	Clark Road to Blackburn Point Road	4	30	66
	Blackburn Point Road to River Road	5	29	66



	River Road to the South County Line	0	50	50
Business Ownership**	Yes	4	23	74
	No	3	28	69
	DK/NA/Refused	0	55	45

### Question 16j

#### Significant Factors: Importance of Quality of Life Factors: General Traffic Flow

		General Traffic Flow		
		Low (1-3)	Medium (4-7)	High (8-10)
		%	%	%
Aggregate	Total	1	24	75
Length of Residency	Less than one year	4	20	76
	1 to 5 years	0	25	75
	6 to 10 years	1	21	78
	More than 10 years	1	25	74
	DK/NA/Refused	0	71	29
Residential Status	Year round	1	24	75
	Part of the year	0	48	52
	DK/NA/Refused	0	31	69
Age Group***	18 to 29	0	20	80
	30 to 49	0	22	78
	50 to 64	1	18	81
	65 to 74	2	26	72
	75 & older	2	35	63
Home Ownership Status	Homeowner	1	26	73
	Renter	1	19	80
Gender**	Male	2	27	71
	Female	0	22	78
Workforce***	Workforce	0	19	81
	Non-workforce	2	30	68
Education*	High School or Less	1	21	78
	Some College	1	21	78
	College Graduate	1	28	70

Race	White/Caucasian	1	24	74
	Black/African American	2	27	71
	Hispanic/Latino	1	22	77
	Other	0	23	77
Household Income	Less than \$30,000	2	35	63
	\$30,000 to \$49,999	0	25	75
	\$50,000 to \$99,999	2	22	76
	\$100,000+	1	25	74
	DK/NA/Refused	1	24	75
Child Under 18 at Home	Yes	1	22	77
	No	1	25	74
Resident Location	Unincorporated	2	24	74
	In a City	0	25	75
City	Sarasota City	0	22	78
	Venice City	1	26	73
	North Port	0	26	74
	Longboat Key	2	37	62
Unincorporated	University Parkway to Clark Road	1	25	74
	Clark Road to Blackburn Point Road	3	26	72
	Blackburn Point Road to River Road	2	21	77
	River Road to the South County Line	0	41	59
Business Ownership	Yes	1	16	83
	No	1	25	74
	DK/NA/Refused	0	42	58

Question 17a

Significant Factors: Experience with Quality of Life Factors: Nature Preserves

		Nature Preserves		
		Unsatisfied (1-3)	Neutral (4-7)	Satisfied (8-10)
		%	%	%
Aggregate	Total	2	38	61
Length of Residency**	Less than one year	4	55	40
	1 to 5 years	2	40	57
	6 to 10 years	2	31	67
	More than 10 years	2	38	60
	DK/NA/Refused	0	100	0
Residential Status	Year round	2	37	61
	Part of the year	0	63	37
	DK/NA/Refused	0	31	69
Age Group**	18 to 29	1	42	56
	30 to 49	0	37	62
	50 to 64	2	36	62
	65 to 74	4	31	65
	75 & older	1	44	54
Home Ownership Status	Homeowner	2	38	61
	Renter	1	38	61
Gender	Male	2	39	59
	Female	1	36	62
Workforce	Workforce	2	36	62
	Non-workforce	2	39	59
Education	High School or Less	2	42	56
	Some College	2	33	65
	College Graduate	1	37	62
Race	White/Caucasian	2	37	61
	Black/African American	3	41	56
	Hispanic/Latino	4	42	55
	Other	0	38	62
Household Income***	Less than \$30,000	2	50	48
	\$30,000 to \$49,999	1	45	54
	\$50,000 to \$99,999	1	33	65
	\$100,000+	1	35	64
	DK/NA/Refused	4	36	60

Child Under 18 at Home*	Yes	2	43	55
	No	2	36	63
Resident Location	Unincorporated	2	37	61
	In a City	1	39	60
City	Sarasota City	2	42	56
	Venice City	0	35	65
	North Port	1	39	60
	Longboat Key	0	23	77
Unincorporated	University Parkway to Clark Road	3	35	62
	Clark Road to Blackburn Point Road	0	40	60
	Blackburn Point Road to River Road	2	39	60
	River Road to the South County Line	0	57	43
Business Ownership*	Yes	5	30	65
	No	1	38	61
	DK/NA/Refused	0	54	46

### Question 17b

#### Significant Factors: Experience with Quality of Life Factors: Water Quality

		Water Quality		
		Unsatisfied (1-3)	Neutral (4-7)	Satisfied (8-10)
		%	%	%
Aggregate	Total	3	49	48
Length of Residency	Less than one year	9	58	33
	1 to 5 years	5	50	45
	6 to 10 years	3	50	47
	More than 10 years	3	47	50
	DK/NA/Refused	0	93	7
Residential Status	Year round	3	49	48
	Part of the year	0	55	45
	DK/NA/Refused	0	31	69
Age Group*	18 to 29	1	44	55

	30 to 49	2	47	51
	50 to 64	4	47	49
	65 to 74	5	50	46
	75 & older	4	54	42
Home Ownership Status	Homeowner	3	48	49
	Renter	4	53	44
Gender	Male	3	47	49
	Female	4	50	46
Workforce*	Workforce	3	45	51
	Non-workforce	3	53	44
Education	High School or Less	3	45	51
	Some College	3	49	47
	College Graduate	4	52	45
Race	White/Caucasian	3	50	47
	Black/African American	3	41	56
	Hispanic/Latino	5	42	53
	Other	2	46	51
Household Income***	Less than \$30,000	8	54	38
	\$30,000 to \$49,999	1	42	57
	\$50,000 to \$99,999	3	54	43
	\$100,000+	2	51	47
	DK/NA/Refused	8	44	49
Child Under 18 at Home***	Yes	4	40	56
	No	3	52	45
Resident Location	Unincorporated	4	48	48
	In a City	2	51	46
City	Sarasota City	3	58	40
	Venice City	0	55	45
	North Port	3	46	51
	Longboat Key	0	44	56
Unincorporated	University Parkway to Clark Road	4	47	49
	Clark Road to Blackburn Point Road	2	53	45
	Blackburn Point Road to River Road	5	46	49
	River Road to the South County Line	9	55	36

Business Ownership	Yes	8	40	52
	No	3	50	47
	DK/NA/Refused	0	53	47

### Question 17c

#### Significant Factors: Experience with Quality of Life Factors: Air Quality

		Air Quality		
		Unsatisfied (1-3)	Neutral (4-7)	Satisfied (8-10)
		%	%	%
Aggregate	Total	2	35	64
Length of Residency	Less than one year	4	34	61
	1 to 5 years	1	34	65
	6 to 10 years	2	31	67
	More than 10 years	2	36	63
	DK/NA/Refused	0	93	7
Residential Status	Year round	2	34	64
	Part of the year	0	67	33
	DK/NA/Refused	0	31	69
Age Group	18 to 29	0	33	67
	30 to 49	0	33	67
	50 to 64	2	33	65
	65 to 74	3	33	64
	75 & older	1	42	57
Home Ownership Status	Homeowner	2	35	63
	Renter	1	31	67
Gender	Male	2	35	63
	Female	1	34	65
Workforce**	Workforce	2	30	68
	Non-workforce	1	40	59
Education**	High School or Less	2	29	69
	Some College	1	33	66
	College Graduate	1	40	58
Race	White/Caucasian	1	34	64
	Black/African American	2	35	63
	Hispanic/Latino	3	36	61

	Other	2	42	56
Household Income***	Less than \$30,000	2	33	65
	\$30,000 to \$49,999	0	23	76
	\$50,000 to \$99,999	1	36	63
	\$100,000+	1	41	58
	DK/NA/Refused	4	39	57
Child Under 18 at Home	Yes	2	30	68
	No	1	36	62
Resident Location	Unincorporated	2	34	64
	In a City	1	36	64
City	Sarasota City	1	35	63
	Venice City	0	33	67
	North Port	0	35	65
	Longboat Key	0	51	49
Unincorporated	University Parkway to Clark Road	2	33	65
	Clark Road to Blackburn Point Road	0	35	65
	Blackburn Point Road to River Road	3	34	63
	River Road to the South County Line	0	64	36
Business Ownership**	Yes	7	28	66
	No	1	35	64
	DK/NA/Refused	0	33	67

### Question 17d

### Significant Factors: Experience with Quality of Life Factors: Efficient Energy Consumption

		Efficient Energy Consumption		
		Unsatisfied (1-3)	Neutral (4-7)	Satisfied (8-10)
		%	%	%
Aggregate	Total	3	43	54
Length of Residency	Less than one year	4	53	43
	1 to 5 years	3	42	55

	6 to 10 years	0	42	57
	More than 10 years	3	43	53
	DK/NA/Refused	0	68	32
Residential Status*	Year round	2	43	54
	Part of the year	15	54	31
	DK/NA/Refused	0	31	69
Age Group	18 to 29	0	38	61
	30 to 49	2	40	58
	50 to 64	3	46	51
	65 to 74	3	41	56
	75 & older	4	48	48
Home Ownership Status	Homeowner	2	44	54
	Renter	4	42	54
Gender	Male	2	44	54
	Female	3	43	54
Workforce**	Workforce	3	39	59
	Non-workforce	3	48	49
Education***	High School or Less	3	37	59
	Some College	2	38	60
	College Graduate	2	51	47
Race	White/Caucasian	3	43	55
	Black/African American	2	39	59
	Hispanic/Latino	3	43	54
	Other	0	60	40
Household Income***	Less than \$30,000	2	46	52
	\$30,000 to \$49,999	2	26	72
	\$50,000 to \$99,999	2	44	54
	\$100,000+	0	51	49
	DK/NA/Refused	7	51	42
Child Under 18 at Home***	Yes	2	34	63
	No	3	47	51
Resident Location	Unincorporated	3	42	55
	In a City	2	45	53
City	Sarasota City	3	49	48
	Venice City	2	55	43
	North Port	2	37	61
	Longboat Key	0	51	49



Unincorporated	University Parkway to Clark Road	4	43	53
	Clark Road to Blackburn Point Road	1	41	58
	Blackburn Point Road to River Road	2	39	59
	River Road to the South County Line	0	64	36
Business Ownership***	Yes	5	39	56
	No	2	43	55
	DK/NA/Refused	14	57	29

### Question 17e

#### Significant Factors: Experience with Quality of Life Factors: Transportation

		Transportation		
		Unsatisfied (1-3)	Neutral (4-7)	Satisfied (8-10)
		%	%	%
Aggregate	Total	4	67	29
Length of Residency**	Less than one year	4	71	24
	1 to 5 years	7	67	26
	6 to 10 years	4	74	22
	More than 10 years	4	63	33
	DK/NA/Refused	0	100	0
Residential Status	Year round	4	67	29
	Part of the year	0	60	40
	DK/NA/Refused	0	31	69
Age Group***	18 to 29	0	66	34
	30 to 49	2	67	32
	50 to 64	7	67	26
	65 to 74	5	71	24
	75 & older	5	62	33
Home Ownership Status	Homeowner	4	68	28
	Renter	4	61	35
Gender	Male	3	68	29
	Female	5	65	30

Workforce	Workforce	4	67	29
	Non-workforce	5	66	30
Education	High School or Less	5	64	31
	Some College	2	72	26
	College Graduate	5	67	29
Race	White/Caucasian	5	68	28
	Black/African American	4	54	42
	Hispanic/Latino	3	61	37
	Other	1	70	29
Household Income***	Less than \$30,000	9	53	38
	\$30,000 to \$49,999	2	59	39
	\$50,000 to \$99,999	4	72	24
	\$100,000+	2	73	25
	DK/NA/Refused	9	63	29
Child Under 18 at Home**	Yes	3	61	36
	No	5	69	27
Resident Location	Unincorporated	4	66	30
	In a City	4	69	27
City	Sarasota City	5	67	29
	Venice City	8	77	15
	North Port	3	67	30
	Longboat Key	0	73	27
Unincorporated*	University Parkway to Clark Road	6	64	30
	Clark Road to Blackburn Point Road	0	68	32
	Blackburn Point Road to River Road	4	67	30
	River Road to the South County Line	0	75	25
Business Ownership	Yes	8	61	32
	No	4	67	29
	DK/NA/Refused	6	68	26

Question 17f

Significant Factors: Experience with Quality of Life Factors: Road and Infrastructure Maintenance

		Road and Infrastructure Maintenance		
		Unsatisfied (1-3)	Neutral (4-7)	Satisfied (8-10)
		%	%	%
Aggregate	Total	3	53	44
Length of Residency	Less than one year	4	63	33
	1 to 5 years	4	52	44
	6 to 10 years	2	58	40
	More than 10 years	3	51	46
	DK/NA/Refused	0	93	7
Residential Status	Year round	3	53	44
	Part of the year	0	54	46
	DK/NA/Refused	0	100	0
Age Group	18 to 29	1	52	47
	30 to 49	1	53	46
	50 to 64	3	53	44
	65 to 74	5	56	39
	75 & older	3	51	45
Home Ownership Status	Homeowner	3	54	43
	Renter	3	50	47
Gender	Male	2	55	43
	Female	3	52	45
Workforce	Workforce	2	52	45
	Non-workforce	4	54	42
Education	High School or Less	3	48	49
	Some College	2	56	42
	College Graduate	3	56	40
Race	White/Caucasian	3	53	45
	Black/African American	2	52	46
	Hispanic/Latino	5	55	41
	Other	0	65	35
Household Income***	Less than \$30,000	2	51	47
	\$30,000 to \$49,999	1	43	56
	\$50,000 to \$99,999	3	51	46
	\$100,000+	2	64	35

	DK/NA/Refused	6	57	37
Child Under 18 at Home*	Yes	2	48	50
	No	3	55	42
Resident Location	Unincorporated	3	53	44
	In a City	3	55	42
City	Sarasota City	5	57	38
	Venice City	3	58	39
	North Port	2	50	48
	Longboat Key	0	68	32
Unincorporated*	University Parkway to Clark Road	3	53	44
	Clark Road to Blackburn Point Road	0	54	46
	Blackburn Point Road to River Road	4	49	47
	River Road to the South County Line	0	85	15
Business Ownership	Yes	5	55	40
	No	3	53	44
	DK/NA/Refused	0	54	46

### Question 17g

#### Significant Factors: Experience with Quality of Life Factors: Parking Availability

		Parking Availability		
		Unsatisfied (1-3)	Neutral (4-7)	Satisfied (8-10)
		%	%	%
Aggregate	Total	3	61	36
Length of Residency***	Less than one year	13	43	43
	1 to 5 years	1	65	34
	6 to 10 years	3	67	30
	More than 10 years	3	59	38
	DK/NA/Refused	0	93	7
Residential Status	Year round	3	61	36
	Part of the year	0	66	34
	DK/NA/Refused	0	100	0

Age Group	18 to 29	1	57	42
	30 to 49	2	62	36
	50 to 64	2	64	34
	65 to 74	4	63	32
	75 & older	4	58	39
Home Ownership Status	Homeowner	3	62	35
	Renter	3	58	39
Gender	Male	3	64	33
	Female	3	59	38
Workforce	Workforce	3	59	38
	Non-workforce	3	63	34
Education***	High School or Less	3	54	43
	Some College	1	65	34
	College Graduate	4	65	31
Race	White/Caucasian	3	62	36
	Black/African American	3	57	40
	Hispanic/Latino	5	59	36
	Other	3	64	32
Household Income**	Less than \$30,000	2	59	39
	\$30,000 to \$49,999	2	51	46
	\$50,000 to \$99,999	2	63	34
	\$100,000+	3	70	27
	DK/NA/Refused	4	59	37
Child Under 18 at Home*	Yes	3	56	41
	No	3	63	34
Resident Location	Unincorporated	3	60	37
	In a City	2	64	34
City	Sarasota City	3	67	30
	Venice City	3	67	31
	North Port	1	59	40
	Longboat Key	0	74	26
Unincorporated	University Parkway to Clark Road	4	59	36
	Clark Road to Blackburn Point Road	3	65	33
	Blackburn Point Road to River Road	2	58	40

	River Road to the South County Line	0	75	25
Business Ownership	Yes	5	49	46
	No	3	62	35
	DK/NA/Refused	0	68	32

### Question 17h

### Significant Factors: Experience with Quality of Life Factors: Storm and Flooding Resiliency

		Storm and Flooding Resiliency		
		Unsatisfied (1-3)	Neutral (4-7)	Satisfied (8-10)
		%	%	%
Aggregate	Total	3	55	43
Length of Residency*	Less than one year	9	47	44
	1 to 5 years	4	53	43
	6 to 10 years	1	61	38
	More than 10 years	3	52	45
	DK/NA/Refused	0	93	7
Residential Status	Year round	3	54	43
	Part of the year	0	81	19
	DK/NA/Refused	0	31	69
Age Group	18 to 29	1	49	50
	30 to 49	1	50	48
	50 to 64	3	56	41
	65 to 74	3	58	38
	75 & older	4	56	40
Home Ownership Status	Homeowner	3	55	42
	Renter	3	51	46
Gender	Male	3	56	41
	Female	3	53	44
Workforce	Workforce	3	53	44
	Non-workforce	2	56	42
Education	High School or Less	2	52	46
	Some College	3	55	42
	College Graduate	3	56	41

Race	White/Caucasian	3	54	43
	Black/African American	2	55	43
	Hispanic/Latino	5	54	40
	Other	4	63	33
Household Income*	Less than \$30,000	2	63	35
	\$30,000 to \$49,999	2	48	50
	\$50,000 to \$99,999	4	56	40
	\$100,000+	1	59	40
	DK/NA/Refused	4	51	44
Child Under 18 at Home***	Yes	3	46	51
	No	3	58	39
Resident Location	Unincorporated	3	53	44
	In a City	2	58	40
City	Sarasota City	3	63	34
	Venice City	0	54	46
	North Port	2	54	43
	Longboat Key	0	58	42
Unincorporated	University Parkway to Clark Road	4	53	44
	Clark Road to Blackburn Point Road	2	54	45
	Blackburn Point Road to River Road	3	52	45
	River Road to the South County Line	0	77	23
Business Ownership**	Yes	9	43	48
	No	2	55	42
	DK/NA/Refused	0	63	37

Question 17i

Significant Factors: Experience with Quality of Life Factors: Traffic Flow Specific to Barrier Islands

		Traffic Flow Specific to Barrier Islands		
		Unsatisfied (1-3)	Neutral (4-7)	Satisfied (8-10)
		%	%	%
Aggregate	Total	6	67	27
Length of Residency***	Less than one year	9	60	31
	1 to 5 years	2	73	25
	6 to 10 years	8	73	18
	More than 10 years	6	63	31
	DK/NA/Refused	0	100	0
Residential Status	Year round	6	67	27
	Part of the year	0	76	24
	DK/NA/Refused	0	100	0
Age Group*	18 to 29	5	72	23
	30 to 49	3	68	29
	50 to 64	6	70	23
	65 to 74	10	61	29
	75 & older	6	65	29
Home Ownership Status	Homeowner	7	66	27
	Renter	4	70	26
Gender	Male	5	69	26
	Female	8	65	28
Workforce*	Workforce	7	70	24
	Non-workforce	6	64	30
Education	High School or Less	5	67	27
	Some College	8	68	24
	College Graduate	6	66	28
Race	White/Caucasian	6	66	28
	Black/African American	8	62	31
	Hispanic/Latino	6	71	23
	Other	4	78	18
Household Income	Less than \$30,000	2	68	30
	\$30,000 to \$49,999	6	68	27
	\$50,000 to \$99,999	7	70	23
	\$100,000+	5	68	27



	DK/NA/Refused	7	59	33
Child Under 18 at Home	Yes	5	72	23
	No	7	65	28
Resident Location	Unincorporated	6	66	28
	In a City	7	69	24
City	Sarasota City	8	74	18
	Venice City	6	71	23
	North Port	7	66	28
	Longboat Key	6	56	37
Unincorporated	University Parkway to Clark Road	6	65	29
	Clark Road to Blackburn Point Road	6	66	28
	Blackburn Point Road to River Road	6	65	28
	River Road to the South County Line	0	92	8
Business Ownership**	Yes	14	56	30
	No	6	67	27
	DK/NA/Refused	0	79	21

### Question 17j

#### Significant Factors: Experience with Quality of Life Factors: General Traffic Flow

		General Traffic Flow		
		Unsatisfied (1-3)	Neutral (4-7)	Satisfied (8-10)
		%	%	%
Aggregate	Total	4	67	29
Length of Residency**	Less than one year	4	75	21
	1 to 5 years	4	71	26
	6 to 10 years	4	75	22
	More than 10 years	4	62	34
	DK/NA/Refused	0	93	7
Residential Status	Year round	4	66	30
	Part of the year	4	72	24
	DK/NA/Refused	0	100	0

Age Group***	18 to 29	2	63	36
	30 to 49	0	70	30
	50 to 64	4	70	26
	65 to 74	8	67	25
	75 & older	5	61	34
Home Ownership Status	Homeowner	4	66	29
	Renter	3	68	29
Gender	Male	4	69	27
	Female	4	64	32
Workforce**	Workforce	2	68	30
	Non-workforce	6	65	29
Education	High School or Less	4	63	33
	Some College	4	70	26
	College Graduate	4	68	27
Race	White/Caucasian	4	67	29
	Black/African American	5	56	39
	Hispanic/Latino	4	66	30
	Other	1	78	21
Household Income***	Less than \$30,000	8	62	30
	\$30,000 to \$49,999	2	54	44
	\$50,000 to \$99,999	4	72	25
	\$100,000+	4	73	24
	DK/NA/Refused	6	65	28
Child Under 18 at Home**	Yes	2	63	35
	No	5	68	27
Resident Location	Unincorporated	5	65	30
	In a City	3	69	28
City	Sarasota City	6	71	22
	Venice City	1	67	32
	North Port	2	66	32
	Longboat Key	0	74	26
	Unincorporated	University Parkway to Clark Road	5	64
	Clark Road to Blackburn Point Road	2	67	31
	Blackburn Point Road to River Road	4	67	29

	River Road to the South County Line	10	75	15
Business Ownership	Yes	5	66	29
	No	4	66	29
	DK/NA/Refused	0	70	30

### Question 18a

### Significant Factors: Single Biggest contribution of Growth to Sarasota's Economy: Sports Tourism

		Sports tourism	
		Yes %	Not mentioned %
Aggregate	Total	11	89
Length of Residency	Less than one year	17	83
	1 to 5 years	16	84
	6 to 10 years	9	91
	More than 10 years	10	90
	DK/NA/Refused	38	62
Residential Status	Year round	11	89
	Part of the year	0	100
	DK/NA/Refused	0	100
Age Group**	18 to 29	20	80
	30 to 49	13	87
	50 to 64	10	90
	65 to 74	10	90
	75 & older	7	93
Home Ownership Status	Homeowner	12	88
	Renter	8	92
Gender**	Male	13	87
	Female	9	91
Workforce***	Workforce	14	86
	Non-workforce	8	92
Education	High School or Less	10	90
	Some College	13	87
	College Graduate	12	88

Race	White/Caucasian	10	90
	Black/African American	14	86
	Hispanic/Latino	15	85
	Other	11	89
Household Income	Less than \$30,000	10	90
	\$30,000 to \$49,999	14	86
	\$50,000 to \$99,999	11	89
	\$100,000+	11	89
	DK/NA/Refused	8	92
Child Under 18 at Home***	Yes	17	83
	No	9	91
Resident Location	Unincorporated	12	88
	In a City	9	91
City	Sarasota City	8	92
	Venice City	7	93
	North Port	10	90
	Longboat Key	2	98
Unincorporated	University Parkway to Clark Road	11	89
	Clark Road to Blackburn Point Road	14	86
	Blackburn Point Road to River Road	13	87
	River Road to the South County Line	19	81
Business Ownership	Yes	15	85
	No	11	89
	DK/NA/Refused	7	93

### Question 18b

#### Significant Factors: Single Biggest contribution of Growth to Sarasota's Economy: Retail

		Retail	
		Yes	Not mentioned
		%	%
Aggregate	Total	8	92
Length of Residency	Less than one year	3	97
	1 to 5 years	9	91
	6 to 10 years	9	91
	More than 10 years	8	92

	DK/NA/Refused	0	100
Residential Status	Year round	8	92
	Part of the year	0	100
	DK/NA/Refused	0	100
Age Group*	18 to 29	11	89
	30 to 49	8	92
	50 to 64	11	89
	65 to 74	5	95
	75 & older	6	94
Home Ownership Status**	Homeowner	9	91
	Renter	4	96
Gender	Male	9	91
	Female	7	93
Workforce	Workforce	9	91
	Non-workforce	7	93
Education	High School or Less	10	90
	Some College	7	93
	College Graduate	7	93
Race	White/Caucasian	8	92
	Black/African American	15	85
	Hispanic/Latino	7	93
	Other	7	93
Household Income	Less than \$30,000	11	89
	\$30,000 to \$49,999	10	90
	\$50,000 to \$99,999	8	92
	\$100,000+	6	94
	DK/NA/Refused	7	93
Child Under 18 at Home	Yes	10	90
	No	7	93
Resident Location	Unincorporated	8	92
	In a City	8	92
City	Sarasota City	8	92
	Venice City	4	96
	North Port	9	91
	Longboat Key	5	95
Unincorporated	University Parkway to Clark Road	7	93
	Clark Road to Blackburn Point Road	8	92
	Blackburn Point Road to River Road	8	92

	River Road to the South County Line	26	74
Business Ownership	Yes	5	95
	No	8	92
	DK/NA/Refused	9	91

### Question 18c

#### Significant Factors: Single Biggest contribution of Growth to Sarasota's Economy: Residential Construction

		Residential construction	
		Yes	Not mentioned
		%	%
Aggregate	Total	3	97
Length of Residency	Less than one year	2	98
	1 to 5 years	1	99
	6 to 10 years	5	95
	More than 10 years	3	97
	DK/NA/Refused	0	100
Residential Status	Year round	3	97
	Part of the year	0	100
	DK/NA/Refused	0	100
Age Group	18 to 29	3	97
	30 to 49	2	98
	50 to 64	2	98
	65 to 74	5	95
	75 & older	3	97
Home Ownership Status	Homeowner	3	97
	Renter	3	97
Gender	Male	3	97
	Female	3	97
Workforce	Workforce	3	97
	Non-workforce	3	97
Education	High School or Less	2	98
	Some College	2	98
	College Graduate	4	96
Race**	White/Caucasian	4	96

	Black/African American	2	98
	Hispanic/Latino	0	100
	Other	0	100
Household Income	Less than \$30,000	3	97
	\$30,000 to \$49,999	4	96
	\$50,000 to \$99,999	2	98
	\$100,000+	3	97
	DK/NA/Refused	3	97
Child Under 18 at Home	Yes	2	98
	No	3	97
Resident Location	Unincorporated	3	97
	In a City	3	97
City	Sarasota City	3	97
	Venice City	3	97
	North Port	4	96
	Longboat Key	0	100
Unincorporated	University Parkway to Clark Road	3	97
	Clark Road to Blackburn Point Road	1	99
	Blackburn Point Road to River Road	3	97
	River Road to the South County Line	0	100
Business Ownership	Yes	6	94
	No	3	97
	DK/NA/Refused	0	100

### Question 18d

#### Significant Factors: Single Biggest contribution of Growth to Sarasota's Economy: Commercial Development

		Commercial development	
		Yes	Not mentioned
		%	%
Aggregate	Total	7	93
Length of Residency	Less than one year	11	89
	1 to 5 years	9	91
	6 to 10 years	7	93
	More than 10 years	6	94

	DK/NA/Refused	0	100
Residential Status	Year round	7	93
	Part of the year	10	90
	DK/NA/Refused	69	31
Age Group	18 to 29	6	94
	30 to 49	4	96
	50 to 64	10	90
	65 to 74	6	94
	75 & older	6	94
Home Ownership Status	Homeowner	6	94
	Renter	9	91
Gender	Male	7	93
	Female	7	93
Workforce	Workforce	7	93
	Non-workforce	7	93
Education	High School or Less	7	93
	Some College	9	91
	College Graduate	5	95
Race	White/Caucasian	7	93
	Black/African American	5	95
	Hispanic/Latino	8	92
	Other	9	91
Household Income	Less than \$30,000	5	95
	\$30,000 to \$49,999	9	91
	\$50,000 to \$99,999	8	92
	\$100,000+	5	95
	DK/NA/Refused	5	95
Child Under 18 at Home*	Yes	5	95
	No	8	92
Resident Location*	Unincorporated	5	95
	In a City	9	91
City	Sarasota City	11	89
	Venice City	9	91
	North Port	7	93
	Longboat Key	18	82
Unincorporated	University Parkway to Clark Road	5	95
	Clark Road to Blackburn Point Road	4	96
	Blackburn Point Road to River Road	7	93



	River Road to the South County Line	0	100
Business Ownership*	Yes	10	90
	No	7	93
	DK/NA/Refused	0	100

**Question 18e**

**Significant Factors: Single Biggest contribution of Growth to Sarasota's Economy: Arts and Culture**

		Arts and culture	
		Yes %	Not mentioned %
Aggregate	Total	9	91
Length of Residency	Less than one year	7	93
	1 to 5 years	6	94
	6 to 10 years	11	89
	More than 10 years	9	91
	DK/NA/Refused	0	100
Residential Status	Year round	9	91
	Part of the year	9	91
	DK/NA/Refused	0	100
Age Group	18 to 29	6	94
	30 to 49	12	88
	50 to 64	9	91
	65 to 74	6	94
	75 & older	10	90
Home Ownership Status	Homeowner	9	91
	Renter	9	91
Gender	Male	9	91
	Female	10	90
Workforce	Workforce	9	91
	Non-workforce	9	91
Education	High School or Less	10	90
	Some College	10	90
	College Graduate	8	92

Race	White/Caucasian	8	92
	Black/African American	15	85
	Hispanic/Latino	13	87
	Other	14	86
Household Income	Less than \$30,000	3	97
	\$30,000 to \$49,999	10	90
	\$50,000 to \$99,999	10	90
	\$100,000+	11	89
	DK/NA/Refused	7	93
Child Under 18 at Home**	Yes	13	87
	No	8	92
Resident Location	Unincorporated	8	92
	In a City	11	89
City	Sarasota City	11	89
	Venice City	10	90
	North Port	10	90
	Longboat Key	18	82
Unincorporated*	University Parkway to Clark Road	10	90
	Clark Road to Blackburn Point Road	8	92
	Blackburn Point Road to River Road	5	95
	River Road to the South County Line	0	100
Business Ownership	Yes	5	95
	No	9	91
	DK/NA/Refused	14	86

### Question 18f

#### Significant Factors: Single Biggest contribution of Growth to Sarasota's Economy: Eco-tourism

		Eco-tourism	
		Yes	Not mentioned
		%	%
Aggregate	Total	14	86
Length of Residency	Less than one year	20	80
	1 to 5 years	14	86
	6 to 10 years	12	88

	More than 10 years	14	86
	DK/NA/Refused	0	100
Residential Status	Year round	14	86
	Part of the year	4	96
	DK/NA/Refused	0	100
Age Group	18 to 29	15	85
	30 to 49	11	89
	50 to 64	16	84
	65 to 74	17	83
	75 & older	11	89
Home Ownership Status*	Homeowner	15	85
	Renter	10	90
Gender	Male	13	87
	Female	15	85
Workforce*	Workforce	12	88
	Non-workforce	16	84
Education	High School or Less	12	88
	Some College	15	85
	College Graduate	15	85
Race	White/Caucasian	15	85
	Black/African American	6	94
	Hispanic/Latino	13	87
	Other	9	91
Household Income	Less than \$30,000	19	81
	\$30,000 to \$49,999	11	89
	\$50,000 to \$99,999	13	87
	\$100,000+	14	86
	DK/NA/Refused	16	84
Child Under 18 at Home	Yes	13	87
	No	14	86
Resident Location**	Unincorporated	16	84
	In a City	10	90
City	Sarasota City	9	91
	Venice City	8	92
	North Port	13	87
	Longboat Key	4	96
Unincorporated	University Parkway to Clark Road	15	85
	Clark Road to Blackburn Point Road	12	88

	Blackburn Point Road to River Road	19	81
	River Road to the South County Line	15	85
Business Ownership	Yes	12	88
	No	14	86
	DK/NA/Refused	6	94

### Question 18g

### Significant Factors: Single Biggest contribution of Growth to Sarasota's Economy: Health and Wellness

		Health and wellness	
		Yes	Not mentioned
		%	%
Aggregate	Total	11	89
Length of Residency	Less than one year	10	90
	1 to 5 years	8	92
	6 to 10 years	11	89
	More than 10 years	12	88
	DK/NA/Refused	0	100
Residential Status	Year round	11	89
	Part of the year	28	72
	DK/NA/Refused	0	100
Age Group***	18 to 29	5	95
	30 to 49	8	92
	50 to 64	8	92
	65 to 74	16	84
	75 & older	14	86
Home Ownership Status	Homeowner	11	89
	Renter	9	91
Gender	Male	10	90
	Female	12	88
Workforce***	Workforce	7	93
	Non-workforce	15	85
Education	High School or Less	11	89
	Some College	10	90
	College Graduate	11	89

Race	White/Caucasian	11	89
	Black/African American	11	89
	Hispanic/Latino	8	92
	Other	14	86
Household Income*	Less than \$30,000	6	94
	\$30,000 to \$49,999	8	92
	\$50,000 to \$99,999	14	86
	\$100,000+	9	91
	DK/NA/Refused	12	88
Child Under 18 at Home***	Yes	5	95
	No	13	87
Resident Location	Unincorporated	11	89
	In a City	11	89
City	Sarasota City	11	89
	Venice City	17	83
	North Port	10	90
	Longboat Key	13	87
Unincorporated	University Parkway to Clark Road	9	91
	Clark Road to Blackburn Point Road	10	90
	Blackburn Point Road to River Road	14	86
	River Road to the South County Line	4	96
Business Ownership**	Yes	3	97
	No	12	88
	DK/NA/Refused	3	97

### Question 18h

#### Significant Factors: Single Biggest contribution of Growth to Sarasota's Economy: Manufacturing

		Manufacturing	
		Yes %	Not mentioned %
Aggregate	Total	12	88
Length of Residency	Less than one year	20	80
	1 to 5 years	9	91
	6 to 10 years	15	85

	More than 10 years	11	89
	DK/NA/Refused	0	100
Residential Status	Year round	12	88
	Part of the year	0	100
	DK/NA/Refused	0	100
Age Group	18 to 29	12	88
	30 to 49	12	88
	50 to 64	12	88
	65 to 74	10	90
	75 & older	12	88
Home Ownership Status	Homeowner	11	89
	Renter	13	87
Gender*	Male	14	86
	Female	10	90
Workforce***	Workforce	15	85
	Non-workforce	8	92
Education	High School or Less	12	88
	Some College	13	87
	College Graduate	11	89
Race	White/Caucasian	11	89
	Black/African American	9	91
	Hispanic/Latino	11	89
	Other	21	79
Household Income	Less than \$30,000	6	94
	\$30,000 to \$49,999	13	87
	\$50,000 to \$99,999	12	88
	\$100,000+	15	85
	DK/NA/Refused	8	92
Child Under 18 at Home	Yes	12	88
	No	12	88
Resident Location	Unincorporated	13	87
	In a City	10	90
City	Sarasota City	7	93
	Venice City	13	87
	North Port	11	89
	Longboat Key	19	81
Unincorporated	University Parkway to Clark Road	13	87
	Clark Road to Blackburn Point Road	14	86

	Blackburn Point Road to River Road	11	89
	River Road to the South County Line	19	81
Business Ownership	Yes	19	81
	No	11	89
	DK/NA/Refused	15	85

### Question 18i

### Significant Factors: Single Biggest contribution of Growth to Sarasota's Economy: Workforce Housing

		Workforce housing	
		Yes	Not mentioned
		%	%
Aggregate	Total	7	93
Length of Residency	Less than one year	5	95
	1 to 5 years	8	92
	6 to 10 years	5	95
	More than 10 years	7	93
	DK/NA/Refused	37	63
Residential Status	Year round	7	93
	Part of the year	0	100
	DK/NA/Refused	31	69
Age Group	18 to 29	9	91
	30 to 49	8	92
	50 to 64	5	95
	65 to 74	8	92
	75 & older	7	93
Home Ownership Status***	Homeowner	6	94
	Renter	12	88
Gender**	Male	5	95
	Female	9	91
Workforce	Workforce	6	94
	Non-workforce	8	92
Education	High School or Less	8	92
	Some College	5	95
	College Graduate	7	93

Race*	White/Caucasian	7	93
	Black/African American	11	89
	Hispanic/Latino	10	90
	Other	0	100
Household Income	Less than \$30,000	10	90
	\$30,000 to \$49,999	7	93
	\$50,000 to \$99,999	4	96
	\$100,000+	9	91
	DK/NA/Refused	8	92
Child Under 18 at Home*	Yes	10	90
	No	6	94
Resident Location	Unincorporated	6	94
	In a City	8	92
City	Sarasota City	12	88
	Venice City	8	92
	North Port	7	93
	Longboat Key	0	100
Unincorporated	University Parkway to Clark Road	7	93
	Clark Road to Blackburn Point Road	5	95
	Blackburn Point Road to River Road	4	96
	River Road to the South County Line	18	82
Business Ownership	Yes	7	93
	No	7	93
	DK/NA/Refused	1	99

### Question 18j

#### Significant Factors: Single Biggest contribution of Growth to Sarasota's Economy: Transportation

		Transportation	
		Yes	Not mentioned
		%	%
Aggregate	Total	2	98
Length of Residency*	Less than one year	0	100
	1 to 5 years	5	95
	6 to 10 years	1	99



	More than 10 years	2	98
	DK/NA/Refused	0	100
Residential Status	Year round	2	98
	Part of the year	12	88
	DK/NA/Refused	0	100
Age Group	18 to 29	3	97
	30 to 49	4	96
	50 to 64	1	99
	65 to 74	1	99
	75 & older	1	99
Home Ownership Status**	Homeowner	1	99
	Renter	5	95
Gender**	Male	3	97
	Female	1	99
Workforce	Workforce	2	98
	Non-workforce	2	98
Education	High School or Less	3	97
	Some College	1	99
	College Graduate	2	98
Race	White/Caucasian	2	98
	Black/African American	4	96
	Hispanic/Latino	3	97
	Other	2	98
Household Income**	Less than \$30,000	8	92
	\$30,000 to \$49,999	2	98
	\$50,000 to \$99,999	3	97
	\$100,000+	0	100
	DK/NA/Refused	2	98
Child Under 18 at Home	Yes	2	98
	No	2	98
Resident Location*	Unincorporated	1	99
	In a City	3	97
City	Sarasota City	2	98
	Venice City	3	97
	North Port	5	95
	Longboat Key	0	100
Unincorporated	University Parkway to Clark Road	1	99
	Clark Road to Blackburn Point Road	2	98

	Blackburn Point Road to River Road	2	98
	River Road to the South County Line	0	100
Business Ownership***	Yes	0	100
	No	2	98
	DK/NA/Refused	20	80

### Question 18k

### Significant Factors: Single Biggest contribution of Growth to Sarasota's Economy: Workforce Training or Re-Training

		Workforce training or re-training	
		Yes	Not mentioned
		%	%
Aggregate	Total	11	89
Length of Residency*	Less than one year	5	95
	1 to 5 years	6	94
	6 to 10 years	13	87
	More than 10 years	13	87
	DK/NA/Refused	25	75
Residential Status	Year round	11	89
	Part of the year	19	81
	DK/NA/Refused	0	100
Age Group	18 to 29	10	90
	30 to 49	15	85
	50 to 64	11	89
	65 to 74	9	91
	75 & older	12	88
Home Ownership Status*	Homeowner	10	90
	Renter	16	84
Gender	Male	10	90
	Female	12	88
Workforce	Workforce	12	88
	Non-workforce	11	89
Education	High School or Less	11	89
	Some College	11	89
	College Graduate	12	88

Race	White/Caucasian	12	88
	Black/African American	7	93
	Hispanic/Latino	12	88
	Other	6	94
Household Income	Less than \$30,000	13	87
	\$30,000 to \$49,999	8	92
	\$50,000 to \$99,999	12	88
	\$100,000+	13	87
	DK/NA/Refused	12	88
Child Under 18 at Home	Yes	9	91
	No	12	88
Resident Location	Unincorporated	12	88
	In a City	11	89
City	Sarasota City	10	90
	Venice City	9	91
	North Port	13	87
	Longboat Key	15	85
Unincorporated*	University Parkway to Clark Road	12	88
	Clark Road to Blackburn Point Road	17	83
	Blackburn Point Road to River Road	9	91
	River Road to the South County Line	0	100
	DK/NA/Refused	11	89
Business Ownership	Yes	13	87
	No	11	89
	DK/NA/Refused	11	89

### Question 18I

#### Significant Factors: Single Biggest contribution of Growth to Sarasota's Economy: Other

		Yes %	Other Not mentioned %
Aggregate	Total	2	98
Length of Residency	Less than one year	0	100
	1 to 5 years	4	96

	6 to 10 years	1	99
	More than 10 years	2	98
	DK/NA/Refused	0	100
Residential Status	Year round	2	98
	Part of the year	7	93
	DK/NA/Refused	0	100
Age Group	18 to 29	0	100
	30 to 49	2	98
	50 to 64	2	98
	65 to 74	3	97
	75 & older	2	98
Home Ownership Status*	Homeowner	2	98
	Renter	1	99
Gender	Male	2	98
	Female	2	98
Workforce	Workforce	2	98
	Non-workforce	2	98
Education**	High School or Less	0	100
	Some College	2	98
	College Graduate	3	97
Race	White/Caucasian	2	98
	Black/African American	0	100
	Hispanic/Latino	1	99
	Other	5	95
Household Income	Less than \$30,000	0	100
	\$30,000 to \$49,999	1	99
	\$50,000 to \$99,999	2	98
	\$100,000+	2	98
	DK/NA/Refused	3	97
Child Under 18 at Home*	Yes	1	99
	No	2	98
Resident Location	Unincorporated	2	98
	In a City	2	98
City*	Sarasota City	2	98
	Venice City	7	93
	North Port	0	100
	Longboat Key	0	100
	Unincorporated	University Parkway to Clark Road	2

	Clark Road to Blackburn Point Road	2	98
	Blackburn Point Road to River Road	2	98
	River Road to the South County Line	0	100
Business Ownership	Yes	2	98
	No	2	98
	DK/NA/Refused	8	92

### Question 18m

#### Significant Factors: Single Biggest contribution of Growth to Sarasota's Economy: Don't Know

		Yes %	Don't know Not mentioned %
Aggregate	Total	3	97
Length of Residency**	Less than one year	0	100
	1 to 5 years	5	95
	6 to 10 years	0	100
	More than 10 years	3	97
	DK/NA/Refused	0	100
Residential Status	Year round	2	98
	Part of the year	10	90
	DK/NA/Refused	0	100
Age Group***	18 to 29	0	100
	30 to 49	0	100
	50 to 64	1	99
	65 to 74	3	97
	75 & older	7	93
Home Ownership Status	Homeowner	2	98
	Renter	3	97
Gender**	Male	1	99
	Female	4	96
Workforce***	Workforce	1	99
	Non-workforce	4	96
Education	High School or Less	3	97
	Some College	2	98

	College Graduate	3	97
Race*	White/Caucasian	3	97
	Black/African American	1	99
	Hispanic/Latino	0	100
	Other	1	99
Household Income**	Less than \$30,000	6	94
	\$30,000 to \$49,999	2	98
	\$50,000 to \$99,999	1	99
	\$100,000+	2	98
	DK/NA/Refused	5	95
Child Under 18 at Home*	Yes	1	99
	No	3	97
Resident Location	Unincorporated	2	98
	In a City	3	97
City	Sarasota City	4	96
	Venice City	4	96
	North Port	1	99
	Longboat Key	6	94
Unincorporated	University Parkway to Clark Road	2	98
	Clark Road to Blackburn Point Road	3	97
	Blackburn Point Road to River Road	3	97
	River Road to the South County Line	0	100
Business Ownership	Yes	0	100
	No	3	97
	DK/NA/Refused	5	95

### Question 18n

#### Significant Factors: Single Biggest contribution of Growth to Sarasota's Economy: All of the Above

		All of the above	
		Yes	Not mentioned
		%	%
Aggregate	Total	0	100
Length of Residency	Less than one year	0	100
	1 to 5 years	0	100

	6 to 10 years	0	100
	More than 10 years	1	99
	DK/NA/Refused	0	100
Residential Status	Year round	0	100
	Part of the year	0	100
	DK/NA/Refused	0	100
Age Group	18 to 29	0	100
	30 to 49	1	99
	50 to 64	0	100
	65 to 74	1	99
	75 & older	0	100
Home Ownership Status	Homeowner	1	99
	Renter	0	100
Gender	Male	1	99
	Female	0	100
Workforce	Workforce	1	99
	Non-workforce	0	100
Education**	High School or Less	0	100
	Some College	0	100
	College Graduate	1	99
Race	White/Caucasian	1	99
	Black/African American	0	100
	Hispanic/Latino	0	100
	Other	0	100
Household Income**	Less than \$30,000	0	100
	\$30,000 to \$49,999	0	100
	\$50,000 to \$99,999	0	100
	\$100,000+	0	100
	DK/NA/Refused	2	98
Child Under 18 at Home	Yes	1	99
	No	0	100
Resident Location	Unincorporated	1	99
	In a City	0	100
City	Sarasota City	1	99
	Venice City	0	100
	North Port	0	100
	Longboat Key	0	100
Unincorporated	University Parkway to Clark Road	1	99

	Clark Road to Blackburn Point Road	0	100
	Blackburn Point Road to River Road	1	99
	River Road to the South County Line	0	100
Business Ownership	Yes	2	98
	No	0	100
	DK/NA/Refused	0	100

### Question 19

#### Significant Factors: Personal Beliefs Regarding the County's Budget

Some residents believe that the spending priorities of Sarasota County government are about right. Others believe that the County needs to reprioritize its budget.

		Which view comes closest to your own?		
		Believe spending priorities are about right	Believe County needs to reprioritize its budget	DK/NA/Refused
		%	%	%
Aggregate	Total	55	15	29
Length of Residency	Less than one year	39	15	46
	1 to 5 years	49	16	35
	6 to 10 years	56	13	31
	More than 10 years	57	16	27
	DK/NA/Refused	75	0	25
Residential Status	Year round	55	15	29
	Part of the year	50	14	36
	DK/NA/Refused	100	0	0
Age Group**	18 to 29	59	9	31
	30 to 49	55	14	31
	50 to 64	56	11	32
	65 to 74	58	16	26
	75 & older	49	24	27
Home Ownership Status***	Homeowner	59	14	26
	Renter	38	19	43
Gender	Male	56	14	30



	Female	55	16	29
Workforce*	Workforce	56	13	31
	Non-workforce	55	18	27
Education***	High School or Less	49	13	38
	Some College	61	15	24
	College Graduate	58	17	25
Race	White/Caucasian	56	16	28
	Black/African American	62	9	29
	Hispanic/Latino	50	11	40
	Other	48	19	33
Household Income***	Less than \$30,000	34	21	44
	\$30,000 to \$49,999	51	11	38
	\$50,000 to \$99,999	58	19	23
	\$100,000+	67	13	21
	DK/NA/Refused	51	14	36
Child Under 18 at Home	Yes	57	13	30
	No	55	16	29
Resident Location	Unincorporated	55	15	30
	In a City	57	15	29
City	Sarasota City	53	15	32
	Venice City	74	9	17
	North Port	53	16	31
	Longboat Key	68	13	18
Unincorporated	University Parkway to Clark Road	54	14	31
	Clark Road to Blackburn Point Road	49	13	37
	Blackburn Point Road to River Road	59	17	25
	River Road to the South County Line	43	38	19
Business Ownership***	Yes	49	16	34
	No	57	15	28
	DK/NA/Refused	24	17	59

## Question 21

### Significant Factors: Awareness of 'Rainy Day' General Fund Reserves

Compared to this time last year, do you believe the "rainy day"

general fund reserves is \_?

		Doing better %	Doing about the same %	Doing worse %	DK/NA/Refused %
Aggregate	Total	15	34	5	46
Length of Residency***	Less than one year	16	21	0	63
	1 to 5 years	19	24	2	55
	6 to 10 years	18	40	2	40
	More than 10 years	12	35	7	45
	DK/NA/Refused	7	29	0	64
Residential Status	Year round	15	34	5	46
	Part of the year	8	16	16	60
	DK/NA/Refused	0	69	0	31
Age Group***	18 to 29	22	41	2	35
	30 to 49	19	38	2	41
	50 to 64	17	40	5	38
	65 to 74	12	26	6	56
	75 & older	6	29	8	56
Home Ownership Status	Homeowner	15	35	5	44
	Renter	12	30	5	54
Gender	Male	16	35	5	44
	Female	14	33	5	48
Workforce***	Workforce	21	36	4	40
	Non-workforce	8	33	6	53
Education***	High School or Less	14	34	3	49
	Some College	20	37	4	39
	College Graduate	13	33	8	47
Race*	White/Caucasian	15	33	6	47
	Black/African American	20	44	2	34
	Hispanic/Latino	16	35	4	45
	Other	8	54	0	38
Household Income***	Less than \$30,000	9	28	8	55
	\$30,000 to \$49,999	20	33	3	43
	\$50,000 to \$99,999	13	41	5	40

	\$100,000+	19	31	8	42
	DK/NA/Refused	8	29	2	61
Child Under 18 at Home***	Yes	24	38	3	35
	No	11	33	6	50
Resident Location	Unincorporated	14	33	5	48
	In a City	16	36	5	43
City	Sarasota City	15	33	7	45
	Venice City	13	42	2	43
	North Port	15	37	4	44
	Longboat Key	35	37	6	22
Unincorporated**	University Parkway to Clark Road	15	31	6	49
	Clark Road to Blackburn Point Road	12	31	5	52
	Blackburn Point Road to River Road	14	37	3	46
	River Road to the South County Line	19	74	0	7
	Business Ownership***	Yes	18	21	6
	No	15	36	5	44
	DK/NA/Refused	6	2	0	93

### Question 22a

#### Significant Factors: Importance in Prioritizing Resources: Road Resurfacing

		Road Resurfacing		
		Low (1-3)	Medium (4-7)	High (8-10)
		%	%	%
Aggregate	Total	0	42	58
Length of Residency	Less than one year	4	50	46
	1 to 5 years	0	46	54
	6 to 10 years	1	43	57
	More than 10 years	0	40	60
	DK/NA/Refused	0	68	32
Residential Status	Year round	0	42	58

	Part of the year	0	55	45
	DK/NA/Refused	0	100	0
Age Group	18 to 29	1	37	62
	30 to 49	0	41	59
	50 to 64	0	49	51
	65 to 74	1	41	58
	75 & older	0	39	60
Home Ownership Status***	Homeowner	0	45	55
	Renter	1	31	68
Gender	Male	1	41	58
	Female	0	43	57
Workforce	Workforce	1	41	58
	Non-workforce	0	43	57
Education***	High School or Less	1	33	66
	Some College	0	41	59
	College Graduate	0	50	50
Race	White/Caucasian	0	41	59
	Black/African American	2	42	56
	Hispanic/Latino	1	47	52
	Other	0	50	50
Household Income***	Less than \$30,000	2	31	67
	\$30,000 to \$49,999	0	31	69
	\$50,000 to \$99,999	0	46	54
	\$100,000+	1	53	46
	DK/NA/Refused	0	40	60
Child Under 18 at Home	Yes	1	39	61
	No	0	43	56
Resident Location	Unincorporated	0	41	58
	In a City	0	44	56
City	Sarasota City	1	45	54
	Venice City	0	32	68
	North Port	0	45	55
	Longboat Key	0	60	40
Unincorporated	University Parkway to Clark Road	0	40	60
	Clark Road to Blackburn Point Road	0	43	57

	Blackburn Point Road to River Road	1	42	57
	River Road to the South County Line	0	41	59
Business Ownership	Yes	1	46	53
	No	0	42	58
	DK/NA/Refused	0	44	56

### Question 22b

### Significant Factors: Importance in Prioritizing Resources: Beaches

		Beaches		
		Low (1-3)	Medium (4-7)	High (8-10)
		%	%	%
Aggregate	Total	1	48	51
Length of Residency***	Less than one year	4	43	53
	1 to 5 years	3	46	50
	6 to 10 years	0	56	44
	More than 10 years	0	46	54
	DK/NA/Refused	0	75	25
Residential Status	Year round	1	48	51
	Part of the year	0	46	54
	DK/NA/Refused	0	31	69
Age Group***	18 to 29	1	64	36
	30 to 49	0	49	51
	50 to 64	2	48	50
	65 to 74	0	45	55
	75 & older	1	43	56
Home Ownership Status*	Homeowner	1	50	49
	Renter	0	43	57
Gender	Male	1	48	51
	Female	0	49	51
Workforce	Workforce	1	51	48
	Non-workforce	1	45	54
Education***	High School or Less	1	52	47
	Some College	0	55	44

	College Graduate	1	42	57
Race	White/Caucasian	1	47	52
	Black/African American	3	54	43
	Hispanic/Latino	1	56	44
	Other	0	52	48
Household Income***	Less than \$30,000	2	43	55
	\$30,000 to \$49,999	0	58	41
	\$50,000 to \$99,999	1	52	48
	\$100,000+	2	42	57
	DK/NA/Refused	0	41	58
Child Under 18 at Home***	Yes	1	58	41
	No	1	45	55
Resident Location	Unincorporated	1	49	50
	In a City	0	46	53
City	Sarasota City	1	50	49
	Venice City	0	33	67
	North Port	0	48	52
	Longboat Key	0	42	58
Unincorporated	University Parkway to Clark Road	1	47	52
	Clark Road to Blackburn Point Road	1	42	57
	Blackburn Point Road to River Road	1	57	42
	River Road to the South County Line	0	61	39
Business Ownership	Yes	1	50	49
	No	1	48	51
	DK/NA/Refused	0	50	50

Question 22c

Significant Factors: Importance in Prioritizing Resources: Parks and Preserves

		Parks and Preserves		
		Low (1-3)	Medium (4-7)	High (8-10)
		%	%	%
Aggregate	Total	3	52	45
Length of Residency***	Less than one year	6	39	54
	1 to 5 years	4	58	38
	6 to 10 years	3	63	34
	More than 10 years	2	46	52
	DK/NA/Refused	0	75	25
Residential Status	Year round	3	52	45
	Part of the year	0	46	54
	DK/NA/Refused	0	31	69
Age Group***	18 to 29	4	70	26
	30 to 49	5	52	44
	50 to 64	4	51	46
	65 to 74	1	53	46
	75 & older	2	41	58
Home Ownership Status	Homeowner	3	51	45
	Renter	2	52	45
Gender	Male	4	54	42
	Female	2	49	48
Workforce***	Workforce	5	57	38
	Non-workforce	1	46	53
Education***	High School or Less	2	56	42
	Some College	4	59	37
	College Graduate	3	45	52
Race	White/Caucasian	3	50	47
	Black/African American	7	55	38
	Hispanic/Latino	3	59	38
	Other	1	56	43
Household Income***	Less than \$30,000	3	46	52
	\$30,000 to \$49,999	1	61	38
	\$50,000 to \$99,999	2	57	40
	\$100,000+	6	50	44
	DK/NA/Refused	2	36	62

Child Under 18 at Home***	Yes	3	66	31
	No	3	46	51
Resident Location	Unincorporated	3	50	47
	In a City	3	55	42
City*	Sarasota City	1	57	42
	Venice City	1	48	51
	North Port	6	55	40
	Longboat Key	0	69	31
Unincorporated	University Parkway to Clark Road	2	48	50
	Clark Road to Blackburn Point Road	2	46	52
	Blackburn Point Road to River Road	4	55	41
	River Road to the South County Line	0	57	43
Business Ownership	Yes	4	46	49
	No	3	52	45
	DK/NA/Refused	0	52	48

### Question 22d

### Significant Factors: Importance in Prioritizing Resources: Public Transportation/Traffic Congestion

		Public Transportation/Traffic Congestion		
		Low (1-3)	Medium (4-7)	High (8-10)
		%	%	%
Aggregate	Total	1	36	63
Length of Residency***	Less than one year	4	42	54
	1 to 5 years	2	44	54
	6 to 10 years	0	36	64
	More than 10 years	1	32	67
	DK/NA/Refused	0	100	0
Residential Status	Year round	1	35	64
	Part of the year	0	63	37
	DK/NA/Refused	0	100	0



Age Group**	18 to 29	0	34	66
	30 to 49	0	32	68
	50 to 64	0	39	61
	65 to 74	3	33	64
	75 & older	2	38	60
Home Ownership Status	Homeowner	1	37	62
	Renter	2	30	68
Gender	Male	1	36	63
	Female	1	35	64
Workforce**	Workforce	1	32	68
	Non-workforce	2	39	59
Education*	High School or Less	1	35	65
	Some College	0	30	69
	College Graduate	2	39	59
Race	White/Caucasian	1	34	65
	Black/African American	2	40	58
	Hispanic/Latino	1	43	56
	Other	0	53	47
Household Income*	Less than \$30,000	2	40	58
	\$30,000 to \$49,999	0	31	69
	\$50,000 to \$99,999	1	36	63
	\$100,000+	1	33	67
	DK/NA/Refused	2	41	56
Child Under 18 at Home*	Yes	0	32	68
	No	1	37	62
Resident Location	Unincorporated	1	36	63
	In a City	1	35	64
City	Sarasota City	0	39	61
	Venice City	0	31	69
	North Port	1	33	65
	Longboat Key	0	41	59
	Unincorporated	University Parkway to Clark Road	2	34
	Clark Road to Blackburn Point Road	0	39	61
	Blackburn Point Road to River Road	1	39	61

	River Road to the South County Line	0	30	70
Business Ownership*	Yes	3	30	67
	No	1	35	64
	DK/NA/Refused	0	56	44

### Question 22e

#### Significant Factors: Importance in Prioritizing Resources: Existing Infrastructure

		Existing Infrastructure		
		Low (1-3)	Medium (4-7)	High (8-10)
		%	%	%
Aggregate	Total	0	39	61
Length of Residency	Less than one year	4	31	65
	1 to 5 years	0	41	59
	6 to 10 years	0	45	55
	More than 10 years	0	36	64
	DK/NA/Refused	0	68	32
Residential Status	Year round	0	38	61
	Part of the year	0	63	37
	DK/NA/Refused	0	31	69
Age Group	18 to 29	0	43	57
	30 to 49	0	37	63
	50 to 64	0	42	58
	65 to 74	1	34	65
	75 & older	0	38	61
Home Ownership Status	Homeowner	0	40	60
	Renter	0	33	67
Gender	Male	1	39	60
	Female	0	38	62
Workforce	Workforce	0	39	61
	Non-workforce	0	39	61
Education**	High School or Less	1	34	66
	Some College	0	40	60
	College Graduate	0	43	57
Race	White/Caucasian	0	37	62

	Black/African American	1	43	56
	Hispanic/Latino	1	44	55
	Other	0	50	50
Household Income***	Less than \$30,000	2	36	62
	\$30,000 to \$49,999	1	29	70
	\$50,000 to \$99,999	0	39	61
	\$100,000+	0	46	54
	DK/NA/Refused	0	41	59
Child Under 18 at Home	Yes	0	39	60
	No	0	38	61
Resident Location	Unincorporated	0	39	61
	In a City	0	38	61
City	Sarasota City	1	42	57
	Venice City	0	36	64
	North Port	0	36	64
	Longboat Key	0	40	60
Unincorporated	University Parkway to Clark Road	0	36	63
	Clark Road to Blackburn Point Road	0	40	60
	Blackburn Point Road to River Road	0	43	57
	River Road to the South County Line	0	44	56
Business Ownership	Yes	1	45	54
	No	0	38	62
	DK/NA/Refused	0	36	64

Question 22f

Significant Factors: Importance in Prioritizing Resources: Water and Drainage

		Water and Drainage		
		Low (1-3)	Medium (4-7)	High (8-10)
		%	%	%
Aggregate	Total	1	36	63
Length of Residency***	Less than one year	4	34	61
	1 to 5 years	2	32	65
	6 to 10 years	0	41	59
	More than 10 years	0	35	65
	DK/NA/Refused	0	93	7
Residential Status	Year round	1	36	63
	Part of the year	0	43	57
	DK/NA/Refused	0	31	69
Age Group*	18 to 29	2	41	57
	30 to 49	0	39	61
	50 to 64	1	37	62
	65 to 74	0	35	65
	75 & older	0	30	69
Home Ownership Status	Homeowner	1	37	62
	Renter	1	32	67
Gender	Male	1	37	63
	Female	1	35	64
Workforce	Workforce	1	37	62
	Non-workforce	0	35	65
Education	High School or Less	1	33	66
	Some College	0	39	61
	College Graduate	1	37	62
Race	White/Caucasian	1	35	64
	Black/African American	1	34	65
	Hispanic/Latino	1	42	58
	Other	0	49	51
Household Income*	Less than \$30,000	2	34	64
	\$30,000 to \$49,999	0	30	70
	\$50,000 to \$99,999	1	34	65
	\$100,000+	2	41	57
	DK/NA/Refused	0	40	60

Child Under 18 at Home	Yes	0	39	60
	No	1	35	65
Resident Location	Unincorporated	1	35	64
	In a City	0	39	61
City	Sarasota City	1	42	57
	Venice City	0	29	71
	North Port	0	40	60
	Longboat Key	0	36	64
Unincorporated	University Parkway to Clark Road	1	34	66
	Clark Road to Blackburn Point Road	0	33	67
	Blackburn Point Road to River Road	1	37	61
	River Road to the South County Line	0	33	67
Business Ownership	Yes	1	41	57
	No	1	35	64
	DK/NA/Refused	0	41	59

### Question 23

#### Significant Factors: County's Concern in Addressing Water Quality Issues

How concerned do you believe Sarasota County is in addressing water quality issues?

		Very concerned %	Concerned %	Neither concerned or unconcerned %	Unconcerned %	Very unconcerned %
Aggregate	Total	14	57	17	9	2
Length of Residency**	Less than one year	8	46	18	13	14
	1 to 5 years	15	54	19	6	6
	6 to 10 years	17	53	18	10	2
	More than 10 years	13	59	17	9	1
	DK/NA/Refused	7	68	25	0	0
Residential Status	Year round	14	57	17	9	2

	Part of the year	8	56	29	7	0
	DK/NA/Refused	0	31	0	69	0
Age Group**	18 to 29	20	60	13	6	1
	30 to 49	13	61	16	8	2
	50 to 64	14	50	22	12	2
	65 to 74	12	61	18	9	0
	75 & older	14	56	16	8	6
Home Ownership Status***	Homeowner	14	59	16	8	2
	Renter	13	46	24	14	4
Gender	Male	14	58	16	10	2
	Female	14	56	19	8	3
Workforce***	Workforce	18	54	16	11	1
	Non-workforce	10	60	19	8	3
Education***	High School or Less	19	47	23	8	4
	Some College	14	66	11	7	2
	College Graduate	10	61	16	11	2
Race*	White/Caucasian	14	58	16	10	2
	Black/African American	17	53	23	2	4
	Hispanic/Latino	14	50	28	7	2
	Other	7	51	28	9	6
Household Income***	Less than \$30,000	18	47	20	12	3
	\$30,000 to \$49,999	27	48	13	9	3
	\$50,000 to \$99,999	12	66	14	9	0
	\$100,000+	12	60	14	12	2
	DK/NA/Refused	6	51	32	6	5
Child Under 18 at Home***	Yes	21	58	13	7	2
	No	12	56	19	10	3
Resident Location	Unincorporated	14	57	18	9	3
	In a City	15	56	17	9	2
City	Sarasota City	16	52	19	12	1
	Venice City	16	62	10	8	3
	North Port	13	57	19	8	3
	Longboat Key	15	66	10	8	0
Unincorporated	University Parkway to Clark Road	14	56	18	9	3

	Clark Road to Blackburn Point Road	16	60	17	6	1
	Blackburn Point Road to River Road	14	57	16	10	3
	River Road to the South County Line	4	74	22	0	0
Business Ownership**	Yes	24	51	16	8	1
	No	14	58	17	9	3
	DK/NA/Refused	0	54	36	10	0

### Question 24

#### Significant Factors: County's Concern in its Wastewater Infrastructure

How concerned do you believe Sarasota County is with its wastewater infrastructure?

		Very concerned %	Concerned %	Neither concerned or unconcerned %	Unconcerned %	Very unconcerned %
Aggregate	Total	12	56	20	10	2
Length of Residency*	Less than one year	8	63	10	9	9
	1 to 5 years	10	51	24	9	5
	6 to 10 years	17	51	20	11	2
	More than 10 years	11	58	19	10	1
	DK/NA/Refused	7	68	25	0	0
Residential Status	Year round	13	56	19	10	2
	Part of the year	8	50	34	7	0
	DK/NA/Refused	0	31	69	0	0
Age Group***	18 to 29	21	59	14	4	2
	30 to 49	12	60	19	8	1
	50 to 64	15	47	23	13	2
	65 to 74	7	59	20	12	1
	75 & older	10	57	20	9	4
Home Ownership Status**	Homeowner	13	58	18	9	2
	Renter	11	46	26	14	3

Gender	Male	14	55	17	11	2
	Female	11	56	22	8	2
Workforce***	Workforce	18	54	15	11	1
	Non-workforce	6	57	24	9	3
Education***	High School or Less	16	50	22	10	2
	Some College	13	64	15	6	3
	College Graduate	9	57	20	12	1
Race	White/Caucasian	12	57	18	11	2
	Black/African American	19	49	24	6	2
	Hispanic/Latino	10	54	29	5	1
	Other	10	42	32	11	4
Household Income***	Less than \$30,000	14	44	30	11	1
	\$30,000 to \$49,999	22	50	17	8	3
	\$50,000 to \$99,999	11	62	15	11	0
	\$100,000+	10	60	16	13	1
	DK/NA/Refused	6	51	32	6	6
Child Under 18 at Home***	Yes	20	59	13	8	1
	No	10	55	22	11	2
Resident Location	Unincorporated	12	56	19	9	3
	In a City	13	55	21	11	1
City	Sarasota City	11	53	23	14	0
	Venice City	15	54	18	12	0
	North Port	13	56	21	8	2
	Longboat Key	11	60	20	8	0
Unincorporated	University Parkway to Clark Road	13	56	19	11	2
	Clark Road to Blackburn Point Road	13	60	17	8	1
	Blackburn Point Road to River Road	12	55	20	9	4
	River Road to the South County Line	4	74	22	0	0
Business Ownership***	Yes	18	59	11	12	1
	No	12	56	20	10	2
	DK/NA/Refused	0	46	46	8	0



Question 25

**Significant Factors: Personal Beliefs Regarding the County's Wastewater Spending Priorities**

Some residents believe that the spending priorities for wastewater infrastructure in Sarasota County government are about right.

Others disagree and would like to see spending priorities changed. Which view comes closest to your own?

		Wastewater spending is about right %	Wastewater spending should increase %	Wastewater spending should decrease %	Unsure about wastewater spending %
Aggregate	Total	33	33	6	29
Length of Residency***	Less than one year	33	34	1	32
	1 to 5 years	23	30	3	43
	6 to 10 years	34	27	7	32
	More than 10 years	34	36	6	23
	DK/NA/Refused	29	0	7	64
Residential Status	Year round	33	33	6	28
	Part of the year	4	44	4	47
	DK/NA/Refused	0	69	0	31
Age Group***	18 to 29	34	27	11	29
	30 to 49	29	24	7	39
	50 to 64	36	24	7	33
	65 to 74	28	41	4	26
	75 & older	36	46	3	16
Home Ownership Status*	Homeowner	35	31	6	28
	Renter	25	39	5	32
Gender	Male	34	31	7	28
	Female	32	34	5	29
Workforce***	Workforce	32	29	8	30
	Non-workforce	33	37	4	27
Education***	High School or Less	27	26	9	38
	Some College	37	35	5	22
	College Graduate	35	37	4	24

Race***	White/Caucasian	33	35	6	26
	Black/African American	38	20	7	35
	Hispanic/Latino	31	20	5	44
	Other	32	26	2	40
Household Income***	Less than \$30,000	21	36	5	37
	\$30,000 to \$49,999	21	29	13	36
	\$50,000 to \$99,999	36	38	5	21
	\$100,000+	39	38	2	21
	DK/NA/Refused	37	21	4	38
Child Under 18 at Home***	Yes	30	24	12	34
	No	34	36	4	26
Resident Location	Unincorporated	32	35	6	27
	In a City	33	29	6	32
City	Sarasota City	28	36	7	29
	Venice City	40	30	5	25
	North Port	34	22	6	37
	Longboat Key	48	28	0	23
Unincorporated	University Parkway to Clark Road	33	33	5	29
	Clark Road to Blackburn Point Road	30	43	9	18
	Blackburn Point Road to River Road	31	35	6	27
	River Road to the South County Line	44	34	4	18
Business Ownership***	Yes	37	37	10	16
	No	33	33	6	29
	DK/NA/Refused	15	18	9	57

Question 26

**Significant Factors: How You Believe the County Is Informing the Public on Wastewater Spillage**

Rate how well you believe Sarasota County is with informing the public on wastewater spillage where 1 is not transparent, and 5 is very transparent?

		Not transparent	very transparent?			Very transparent
		%	2.00 %	3.00 %	4.00 %	%
Aggregate	Total	23	25	33	13	6
Length of Residency***	Less than one year	26	40	27	3	4
	1 to 5 years	24	28	30	11	7
	6 to 10 years	21	26	34	18	2
	More than 10 years	24	22	34	12	8
	DK/NA/Refused	0	52	0	48	0
Residential Status*	Year round	24	25	32	13	6
	Part of the year	9	13	78	0	0
Age Group***	18 to 29	22	40	24	12	2
	30 to 49	20	29	29	16	6
	50 to 64	26	23	29	18	3
	65 to 74	21	19	44	9	7
	75 & older	27	18	34	10	11
Home Ownership Status***	Homeowner	21	23	36	14	6
	Renter	36	30	18	9	8
Gender	Male	22	25	34	13	6
	Female	24	24	32	13	6
Workforce*	Workforce	23	28	30	14	5
	Non-workforce	24	21	36	12	7
Education***	High School or Less	28	29	29	12	3
	Some College	23	29	36	9	3
	College Graduate	21	19	34	16	10
Race	White/Caucasian	24	24	33	12	6
	Black/African American	16	18	35	22	8
	Hispanic/Latino	21	25	29	18	7
	Other	19	33	26	16	5
		Less than \$30,000	37	19	26	4

Household	\$30,000 to \$49,999	31	31	21	16	2
Income***	\$50,000 to \$99,999	20	24	41	11	5
	\$100,000+	19	18	35	18	11
	DK/NA/Refused	24	30	32	10	4
Child Under 18 at	Yes	23	34	25	16	2
Home***	No	24	21	36	12	7
Resident Location	Unincorporated	23	25	34	12	6
	In a City	25	24	30	15	6
City*	Sarasota City	37	20	25	13	6
	Venice City	21	18	29	21	10
	North Port	18	27	36	15	5
	Longboat Key	4	39	31	15	11
Unincorporated	University Parkway to Clark Road	22	27	32	13	6
	Clark Road to Blackburn Point Road	22	19	42	11	6
	Blackburn Point Road to River Road	25	25	32	12	6
	River Road to the South County Line	17	23	43	18	0
Business	Yes	24	13	31	14	18
Ownership***	No	23	26	33	13	5
	DK/NA/Refused	43	16	41	0	0

### Question 27

#### Significant Factors: Signed Up for County Text Message/Emergency Alerts

Have you signed up for Sarasota County text message alerts/emergency alerts?

		Yes %	No %
Aggregate	Total	32	68
Length of Residency	Less than one year	28	72
	1 to 5 years	39	61
	6 to 10 years	34	66
	More than 10 years	30	70

	DK/NA/Refused	29	71
Residential Status	Year round	32	68
	Part of the year	22	78
	DK/NA/Refused	0	100
Age Group	18 to 29	28	72
	30 to 49	33	67
	50 to 64	31	69
	65 to 74	32	68
	75 & older	34	66
Home Ownership Status*	Homeowner	34	66
	Renter	24	76
Gender	Male	31	69
	Female	33	67
Workforce	Workforce	33	67
	Non-workforce	31	69
Education*	High School or Less	27	73
	Some College	35	65
	College Graduate	35	65
Race*	White/Caucasian	34	66
	Black/African American	22	78
	Hispanic/Latino	23	77
	Other	17	83
Household Income	Less than \$30,000	36	64
	\$30,000 to \$49,999	36	64
	\$50,000 to \$99,999	32	68
	\$100,000+	32	68
	DK/NA/Refused	25	75
Child Under 18 at Home	Yes	32	68
	No	32	68
Resident Location	Unincorporated	33	67
	In a City	29	71
City	Sarasota City	27	73
	Venice City	31	69
	North Port	28	72
	Longboat Key	48	52
Unincorporated	University Parkway to Clark Road	31	69
	Clark Road to Blackburn Point Road	38	62

	Blackburn Point Road to River Road	35	65
	River Road to the South County Line	28	72
Business Ownership	Yes	37	63
	No	31	69
	DK/NA/Refused	30	70

### Question 28a

### Significant Factors: Get County COVID-19 Information From: Facebook

		Facebook	
		Yes %	Not Mentioned %
Aggregate	Total	25	75
Length of Residency***	Less than one year	54	46
	1 to 5 years	30	70
	6 to 10 years	34	66
	More than 10 years	19	81
	DK/NA/Refused	7	93
Residential Status*	Year round	26	74
	Part of the year	3	97
	DK/NA/Refused	0	100
Age Group***	18 to 29	54	46
	30 to 49	46	54
	50 to 64	27	73
	65 to 74	8	92
	75 & older	5	95
Home Ownership Status***	Homeowner	21	79
	Renter	43	57
Gender	Male	25	75
	Female	26	74
Workforce***	Workforce	41	59
	Non-workforce	9	91
Education***	High School or Less	34	66
	Some College	31	69

	College Graduate	16	84
Race***	White/Caucasian	23	77
	Black/African American	31	69
	Hispanic/Latino	38	62
	Other	40	60
Household Income***	Less than \$30,000	27	73
	\$30,000 to \$49,999	36	64
	\$50,000 to \$99,999	24	76
	\$100,000+	22	78
	DK/NA/Refused	19	81
Child Under 18 at Home***	Yes	50	50
	No	16	84
Resident Location	Unincorporated	24	76
	In a City	28	72
City	Sarasota City	27	73
	Venice City	24	76
	North Port	31	69
	Longboat Key	24	76
Unincorporated	University Parkway to Clark Road	24	76
	Clark Road to Blackburn Point Road	24	76
	Blackburn Point Road to River Road	24	76
	River Road to the South County Line	47	53
Business Ownership**	Yes	22	78
	No	26	74
	DK/NA/Refused	6	94

### Question 28b

#### Significant Factors: Get County COVID-19 Information From: Twitter

		Twitter	
		Yes	Not Mentioned
		%	%
Aggregate	Total	5	95
Length of Residency**	Less than one year	1	99
	1 to 5 years	8	92
	6 to 10 years	6	94

	More than 10 years	3	97
	DK/NA/Refused	0	100
Residential Status	Year round	5	95
	Part of the year	5	95
	DK/NA/Refused	0	100
Age Group***	18 to 29	10	90
	30 to 49	7	93
	50 to 64	6	94
	65 to 74	0	100
	75 & older	2	98
Home Ownership Status	Homeowner	5	95
	Renter	5	95
Gender	Male	6	94
	Female	4	96
Workforce***	Workforce	8	92
	Non-workforce	1	99
Education***	High School or Less	8	92
	Some College	4	96
	College Graduate	2	98
Race	White/Caucasian	5	95
	Black/African American	7	93
	Hispanic/Latino	5	95
	Other	6	94
Household Income***	Less than \$30,000	4	96
	\$30,000 to \$49,999	12	88
	\$50,000 to \$99,999	3	97
	\$100,000+	2	98
	DK/NA/Refused	3	97
Child Under 18 at Home***	Yes	12	88
	No	2	98
Resident Location*	Unincorporated	6	94
	In a City	3	97
City	Sarasota City	4	96
	Venice City	3	97
	North Port	2	98
	Longboat Key	0	100
	Unincorporated		
	University Parkway to Clark Road	5	95
	Clark Road to Blackburn Point Road	3	97



	Blackburn Point Road to River Road	7	93
	River Road to the South County Line	0	100
Business Ownership	Yes	2	98
	No	5	95
	DK/NA/Refused	6	94

### Question 28c

### Significant Factors: Get County COVID-19 Information From: Website

		Website	
		Yes %	Not Mentioned %
Aggregate	Total	20	80
Length of Residency	Less than one year	18	82
	1 to 5 years	23	77
	6 to 10 years	21	79
	More than 10 years	19	81
	DK/NA/Refused	0	100
Residential Status	Year round	19	81
	Part of the year	31	69
	DK/NA/Refused	69	31
Age Group**	18 to 29	15	85
	30 to 49	24	76
	50 to 64	19	81
	65 to 74	24	76
	75 & older	14	86
Home Ownership Status	Homeowner	19	81
	Renter	23	77
Gender	Male	19	81
	Female	21	79
Workforce	Workforce	18	82
	Non-workforce	22	78
Education	High School or Less	18	82
	Some College	17	83
	College Graduate	22	78
Race	White/Caucasian	20	80

	Black/African American	14	86
	Hispanic/Latino	21	79
	Other	19	81
Household Income	Less than \$30,000	30	70
	\$30,000 to \$49,999	17	83
	\$50,000 to \$99,999	20	80
	\$100,000+	21	79
	DK/NA/Refused	17	83
	Child Under 18 at Home	Yes	18
No		20	80
Resident Location	Unincorporated	19	81
	In a City	21	79
City	Sarasota City	19	81
	Venice City	17	83
	North Port	25	75
	Longboat Key	17	83
Unincorporated	University Parkway to Clark Road	18	82
	Clark Road to Blackburn Point Road	18	82
	Blackburn Point Road to River Road	21	79
	River Road to the South County Line	15	85
Business Ownership	Yes	23	77
	No	19	81
	DK/NA/Refused	30	70

### Question 28d

#### Significant Factors: Get County COVID-19 Information From: YouTube

		YouTube	
		Yes	Not Mentioned
		%	%
Aggregate	Total	3	97
Length of Residency*	Less than one year	15	85
	1 to 5 years	3	97
	6 to 10 years	4	96
	More than 10 years	2	98
	DK/NA/Refused	0	100

Residential Status	Year round	3	97
	Part of the year	0	100
	DK/NA/Refused	0	100
Age Group***	18 to 29	10	90
	30 to 49	4	96
	50 to 64	2	98
	65 to 74	1	99
	75 & older	1	99
Home Ownership Status	Homeowner	3	97
	Renter	5	95
Gender**	Male	4	96
	Female	2	98
Workforce***	Workforce	5	95
	Non-workforce	1	99
Education***	High School or Less	6	94
	Some College	3	97
	College Graduate	1	99
Race	White/Caucasian	3	97
	Black/African American	3	97
	Hispanic/Latino	4	96
	Other	4	96
Household Income***	Less than \$30,000	5	95
	\$30,000 to \$49,999	8	92
	\$50,000 to \$99,999	2	98
	\$100,000+	1	99
	DK/NA/Refused	1	99
Child Under 18 at Home***	Yes	8	92
	No	1	99
Resident Location*	Unincorporated	4	96
	In a City	2	98
City	Sarasota City	1	99
	Venice City	0	100
	North Port	3	97
	Longboat Key	0	100
Unincorporated	University Parkway to Clark Road	5	95
	Clark Road to Blackburn Point Road	2	98
	Blackburn Point Road to River Road	2	98
	River Road to the South County Line	0	100

Business Ownership	Yes	2	98
	No	3	97
	DK/NA/Refused	0	100

### Question 28e

#### Significant Factors: Get County COVID-19 Information From: Local News

		Local news	
		Yes	Not Mentioned
		%	%
Aggregate	Total	72	28
Length of Residency***	Less than one year	42	58
	1 to 5 years	71	29
	6 to 10 years	75	25
	More than 10 years	73	27
	DK/NA/Refused	100	0
Residential Status*	Year round	73	27
	Part of the year	45	55
	DK/NA/Refused	31	69
Age Group	18 to 29	75	25
	30 to 49	68	32
	50 to 64	73	27
	65 to 74	73	27
	75 & older	74	26
Home Ownership Status**	Homeowner	74	26
	Renter	65	35
Gender	Male	74	26
	Female	71	29
Workforce	Workforce	74	26
	Non-workforce	71	29
Education*	High School or Less	73	27
	Some College	78	22
	College Graduate	69	31
Race*	White/Caucasian	74	26
	Black/African American	74	26
	Hispanic/Latino	68	32

	Other	51	49
Household Income*	Less than \$30,000	77	23
	\$30,000 to \$49,999	78	22
	\$50,000 to \$99,999	74	26
	\$100,000+	70	30
	DK/NA/Refused	65	35
	Child Under 18 at Home	Yes	74
No		72	28
Resident Location	Unincorporated	71	29
	In a City	76	24
City	Sarasota City	71	29
	Venice City	76	24
	North Port	81	19
	Longboat Key	61	39
Unincorporated**	University Parkway to Clark Road	69	31
	Clark Road to Blackburn Point Road	62	38
	Blackburn Point Road to River Road	76	24
	River Road to the South County Line	93	7
Business Ownership	Yes	63	37
	No	73	27
	DK/NA/Refused	76	24

### Question 28f

### Significant Factors: Get County COVID-19 Information From: Other

		Yes	Other
		%	Not Mentioned
			%
Aggregate	Total	13	87
Length of Residency	Less than one year	10	90
	1 to 5 years	7	93
	6 to 10 years	12	88
	More than 10 years	14	86
	DK/NA/Refused	0	100
Residential Status	Year round	12	88
	Part of the year	25	75
	DK/NA/Refused	0	100

Age Group***	18 to 29	8	92
	30 to 49	10	90
	50 to 64	10	90
	65 to 74	15	85
	75 & older	19	81
Home Ownership Status	Homeowner	13	87
	Renter	11	89
Gender	Male	11	89
	Female	14	86
Workforce	Workforce	11	89
	Non-workforce	14	86
Education***	High School or Less	9	91
	Some College	10	90
	College Graduate	17	83
Race*	White/Caucasian	14	86
	Black/African American	7	93
	Hispanic/Latino	5	95
	Other	13	87
Household Income	Less than \$30,000	7	93
	\$30,000 to \$49,999	10	90
	\$50,000 to \$99,999	12	88
	\$100,000+	18	82
	DK/NA/Refused	13	87
Child Under 18 at Home*	Yes	9	91
	No	14	86
Resident Location	Unincorporated	13	87
	In a City	13	87
City*	Sarasota City	12	88
	Venice City	15	85
	North Port	10	90
	Longboat Key	35	65
	Unincorporated	12	88
Unincorporated	University Parkway to Clark Road	12	88
	Clark Road to Blackburn Point Road	17	83
	Blackburn Point Road to River Road	12	88
	River Road to the South County Line	12	88
Business Ownership*	Yes	22	78
	No	12	88
	DK/NA/Refused	12	88

Question 29a

**Significant Factors: During COVID-19, Activities Were Interrupted, Now That They're Picking Up, How Comfortable Are You to Engage In: Visiting County Operated Beaches**

During COVID-19 many activities were interrupted and now that things are starting to pick back up, how comfortable are you now to engage in: Visiting county operating beaches

		Not at all comfortable	Somewhat uncomfortable	Neither comfortable nor uncomfortable	Somewhat comfortable	Very comfortable	DK/NA
		%	%	%	%	%	%
Aggregate	Total	11	24	17	21	21	6
Length of Residency***	Less than one year	22	32	16	1	21	8
	1 to 5 years	9	12	15	20	36	7
	6 to 10 years	11	21	19	26	17	5
	More than 10 years	11	27	17	19	19	6
	DK/NA/Refused	0	0	0	25	36	39
Residential Status	Year round	11	24	18	21	21	6
	Part of the year	7	21	3	15	25	29
	DK/NA/Refused	0	0	0	69	0	31
Age Group***	18 to 29	7	28	17	22	22	4
	30 to 49	13	19	19	19	25	4
	50 to 64	11	23	16	19	26	4
	65 to 74	10	21	14	28	17	10
	75 & older	11	30	21	15	15	7
Home Ownership Status**	Homeowner	10	25	18	22	20	6
	Renter	13	20	15	15	28	9
Gender	Male	10	23	19	20	21	7
	Female	11	25	16	21	21	5
Workforce***	Workforce	12	23	18	20	25	2
	Non-workforce	10	24	17	21	18	10
Education***	High School or Less	13	18	22	17	21	9

	Some College	9	25	14	26	22	4
	College Graduate	10	28	16	21	21	5
Race	White/Caucasian	11	23	17	22	21	6
	Black/African American	12	21	26	11	27	3
	Hispanic/Latino	8	26	17	19	22	7
	Other	5	31	28	9	16	12
Household Income***	Less than \$30,000	19	19	9	12	30	10
	\$30,000 to \$49,999	9	21	24	23	20	2
	\$50,000 to \$99,999	14	27	16	22	17	4
	\$100,000+	9	22	14	25	28	2
	DK/NA/Refused	7	23	19	12	20	18
Child Under 18 at Home***	Yes	14	19	19	20	26	3
	No	10	26	17	21	19	8
Resident Location	Unincorporated	10	24	18	21	21	6
City	In a City	12	24	17	19	22	6
	Sarasota City	13	22	15	23	20	7
	Venice City	8	29	13	23	17	10
	North Port	13	23	19	16	24	6
Unincorporated *	Longboat Key	6	32	12	9	41	0
	University Parkway to Clark Road	10	24	18	18	23	7
	Clark Road to Blackburn Point Road	14	24	19	24	14	4
	Blackburn Point Road to River Road	9	23	16	25	22	5
	River Road to the South County Line	0	22	24	46	0	7
	Yes	13	31	9	14	32	2



Business	No	11	24	18	21	20	5
Ownership***	DK/NA/Refused	8	0	14	16	14	49

### Question 29b

## Significant Factors: During COVID-19, Activities Were Interrupted, Now That They're Picking Up, How Comfortable Are You to Engage In: Going to a County Government Building

During COVID-19 many activities were interrupted and now that things are starting to pick back up, how comfortable are you now to engage in: Going to a County government building

		Not at all comfortable	Somewhat uncomfortable	Neither comfortable nor uncomfortable	Somewhat comfortable	Very comfortable	DK/NA
		%	%	%	%	%	%
Aggregate	Total	11	27	17	21	19	6
Length of Residency***	Less than one year	22	41	21	4	4	8
	1 to 5 years	7	20	17	20	32	4
	6 to 10 years	12	27	20	25	13	3
	More than 10 years	11	28	15	21	18	6
	DK/NA/Refused	0	0	0	25	36	39
Residential Status	Year round	11	27	17	22	19	5
	Part of the year	7	21	3	15	25	29
	DK/NA/Refused	0	0	69	0	0	31
Age Group**	18 to 29	7	28	17	21	23	5
	30 to 49	12	25	19	23	18	3
	50 to 64	11	23	17	24	20	5
	65 to 74	11	24	13	25	18	9
	75 & older	10	36	18	14	16	6
Home Ownership Status**	Homeowner	10	27	17	23	17	5
	Renter	12	27	15	13	26	7

Gender	Male	10	28	19	21	17	6
	Female	11	26	15	22	20	6
Workforce***	Workforce	12	26	18	20	21	2
	Non-workforce	10	28	15	23	16	9
Education**	High School or Less	12	23	21	19	16	8
	Some College	11	28	15	24	18	4
	College Graduate	9	29	14	23	21	4
Race	White/Caucasian	11	27	16	22	18	5
	Black/African American	12	25	25	13	23	3
	Hispanic/Latino	9	28	15	20	19	7
	Other	3	34	21	13	17	12
Household Income***	Less than \$30,000	19	25	10	6	35	5
	\$30,000 to \$49,999	9	24	24	24	17	2
	\$50,000 to \$99,999	14	29	15	23	15	4
	\$100,000+	8	29	12	26	23	3
	DK/NA/Refused	7	26	18	18	15	16
Child Under 18 at Home***	Yes	13	22	18	23	22	2
	No	10	29	16	21	17	7
Resident Location	Unincorporated	10	27	17	22	19	5
City	In a City	11	28	16	20	18	7
	Sarasota City	13	27	14	23	16	7
	Venice City	8	27	15	19	18	13
	North Port	11	27	18	19	21	5
Unincorporated	Longboat Key	0	41	12	19	21	6
	University Parkway to Clark Road	11	26	16	20	20	6
	Clark Road to Blackburn Point Road	14	27	19	22	15	4

	Blackburn Point Road to River Road	9	26	17	24	19	4
	River Road to the South County Line	0	43	15	35	3	4
Business Ownership***	Yes	14	30	8	19	26	2
	No	11	27	17	22	18	5
	DK/NA/Refused	0	10	21	16	10	43

### Question 29c

#### Significant Factors: During COVID-19, Activities Were Interrupted, Now That They're Picking Up, How Comfortable Are You to Engage In: Visiting Libraries

During COVID-19 many activities were interrupted and now that things are starting to pick back up, how comfortable are you now to engage in: Visiting

		libraries					
		Not at all comfortable	Somewhat uncomfortable	Neither comfortable nor uncomfortable	Somewhat comfortable	Very comfortable	DK/NA
		%	%	%	%	%	%
Aggregate	Total	10	22	28	18	17	6
Length of Residency***	Less than one year	22	23	30	13	4	8
	1 to 5 years	7	19	26	16	27	5
	6 to 10 years	10	23	31	21	12	4
	More than 10 years	10	22	27	17	17	7
	DK/NA/Refused	0	0	0	25	36	39
Residential Status	Year round	10	22	28	18	17	6
	Part of the year	7	4	20	15	25	29
	DK/NA/Refused	0	0	0	69	0	31
Age Group*	18 to 29	7	24	24	19	22	4
	30 to 49	11	22	28	18	17	4
	50 to 64	10	21	26	21	18	5
	65 to 74	9	15	32	20	14	10

	75 & older	11	28	26	12	16	7
Home	Homeowner	10	23	27	19	15	6
Ownership	Renter	9	16	29	12	26	8
Status***							
Gender	Male	10	22	30	16	16	7
	Female	10	21	25	19	18	5
Workforce***	Workforce	10	22	29	17	20	2
	Non-workforce	10	21	26	19	14	10
Education	High School or Less	11	18	29	18	15	9
	Some College	10	21	29	18	17	4
	College Graduate	9	25	26	17	18	5
Race	White/Caucasian	10	21	28	18	17	6
	Black/African American	11	23	29	12	22	3
	Hispanic/Latino	9	24	21	19	18	9
	Other	3	26	33	11	14	12
Household	Less than \$30,000	13	18	23	3	33	10
Income***	\$30,000 to \$49,999	9	20	33	19	17	2
	\$50,000 to \$99,999	14	23	31	17	12	3
	\$100,000+	6	23	26	19	23	3
	DK/NA/Refused	7	20	20	21	14	18
Child Under 18	Yes	13	20	25	19	21	3
at Home***	No	9	22	29	17	16	7
Resident	Unincorporated	10	21	28	18	18	6
Location	In a City	11	23	27	17	16	7
City*	Sarasota City	12	18	29	20	13	8
	Venice City	8	18	27	26	11	11
	North Port	11	25	27	13	19	5
	Longboat Key	0	48	19	12	21	0
Unincorporated	University Parkway to Clark Road	9	21	27	17	18	7

	Clark Road to Blackburn Point Road	12	22	30	17	14	5
	Blackburn Point Road to River Road	9	19	28	19	20	5
	River Road to the South County Line	0	37	21	35	3	4
Business Ownership***	Yes	14	23	17	15	26	5
	No	10	22	28	18	17	5
	DK/NA/Refused	0	0	29	16	3	53

#### Question 29d

### Significant Factors: During COVID-19, Activities Were Interrupted, Now That They're Picking Up, How Comfortable Are You to Engage In: Visiting County Parks

During COVID-19 many activities were interrupted and now that things are starting to pick back up, how comfortable are you now to engage in: Visiting

		county parks					
		Not at all comfortable	Somewhat uncomfortable	Neither comfortable nor uncomfortable	Somewhat comfortable	Very comfortable	DK/NA
		%	%	%	%	%	%
Aggregate	Total	8	20	17	24	24	6
Length of Residency***	Less than one year	17	27	21	10	16	8
	1 to 5 years	6	9	21	21	38	4
	6 to 10 years	8	16	18	31	23	3
	More than 10 years	8	24	16	23	22	7
	DK/NA/Refused	0	0	0	25	36	39
Residential Status	Year round	8	20	18	24	24	6
	Part of the year	0	21	3	22	25	29
	DK/NA/Refused	0	0	0	69	0	31

Age Group***	18 to 29	6	23	17	22	27	5
	30 to 49	11	17	20	22	27	3
	50 to 64	7	18	17	27	25	5
	65 to 74	10	16	12	28	25	9
	75 & older	6	30	20	19	18	7
Home Ownership Status**	Homeowner	8	22	18	24	22	6
	Renter	8	14	14	25	32	7
Gender	Male	9	20	18	23	24	6
	Female	8	21	17	25	24	6
Workforce***	Workforce	9	20	19	24	27	2
	Non-workforce	7	21	16	24	22	10
Education***	High School or Less	9	15	19	26	22	9
	Some College	8	21	14	27	27	4
	College Graduate	7	25	17	22	25	5
Race**	White/Caucasian	8	19	17	26	24	6
	Black/African American	11	21	26	11	28	3
	Hispanic/Latino	7	23	15	22	23	8
	Other	2	31	30	3	21	12
Household Income***	Less than \$30,000	11	19	10	23	32	5
	\$30,000 to \$49,999	7	17	23	29	23	1
	\$50,000 to \$99,999	10	22	15	26	22	4
	\$100,000+	7	20	16	23	30	3
	DK/NA/Refused	6	21	18	17	20	18
Child Under 18 at Home***	Yes	12	18	20	22	24	3
	No	7	21	16	25	24	7
Resident Location	Unincorporated	7	20	18	26	23	6
City	In a City	10	21	16	21	26	6
	Sarasota City	9	19	16	27	22	7
	Venice City	10	13	12	28	25	11
	North Port	12	23	17	14	29	5
	Longboat Key	7	25	12	9	41	6

Unincorporated	University Parkway to Clark Road	7	20	18	24	24	6
	Clark Road to Blackburn Point Road	8	24	20	27	18	4
	Blackburn Point Road to River Road	7	18	17	29	25	5
	River Road to the South County Line	0	37	21	35	3	4
	Business Ownership***	Yes	13	26	11	15	30
Business Ownership***	No	8	20	18	25	24	5
	DK/NA/Refused	0	0	18	26	14	43

### Question 29e

#### Significant Factors: During COVID-19, Activities Were Interrupted, Now That They're Picking Up, How Comfortable Are You to Engage In: Getting a Permit

During COVID-19 many activities were interrupted and now that things are starting to pick back up, how comfortable are you now to engage in: Getting a

		permit					
		Not at all comfortable	Somewhat uncomfortable	Neither comfortable nor uncomfortable	Somewhat comfortable	Very comfortable	DK/NA
		%	%	%	%	%	%
Aggregate	Total	9	24	19	19	17	11
Length of Residency***	Less than one year	17	28	39	4	4	8
	1 to 5 years	5	13	16	20	27	18
	6 to 10 years	10	24	21	24	13	8
	More than 10 years	10	27	18	18	17	10
	DK/NA/Refused	0	0	0	25	36	39
	Year round	9	25	19	20	17	11

Residential Status	Part of the year	7	21	3	5	35	29
	DK/NA/Refused	0	0	0	69	0	31
Age Group***	18 to 29	7	28	17	20	23	5
	30 to 49	11	22	21	23	17	7
	50 to 64	7	26	19	20	17	12
	65 to 74	11	18	15	23	15	18
	75 & older	10	30	23	12	16	9
Home Ownership Status**	Homeowner	9	25	20	20	15	11
	Renter	9	22	16	15	27	11
Gender	Male	9	25	20	20	17	10
	Female	9	24	18	19	17	12
Workforce***	Workforce	9	25	20	20	20	6
	Non-workforce	9	23	18	19	14	16
Education	High School or Less	10	23	23	18	16	11
	Some College	10	25	16	24	17	8
	College Graduate	8	25	17	19	18	12
Race	White/Caucasian	9	24	18	20	17	11
	Black/African American	10	23	26	12	21	7
	Hispanic/Latino	8	26	18	22	17	10
	Other	3	24	34	5	18	16
Household Income***	Less than \$30,000	15	25	10	6	29	15
	\$30,000 to \$49,999	7	24	24	19	19	7
	\$50,000 to \$99,999	12	28	16	23	13	8
	\$100,000+	8	24	18	21	22	7
	DK/NA/Refused	7	19	22	17	12	23
Child Under 18 at Home***	Yes	12	23	20	22	21	3
	No	8	25	19	18	16	14
Resident Location	Unincorporated	9	25	19	20	17	11
	In a City	10	24	19	19	17	12
City	Sarasota City	10	23	22	21	13	12
	Venice City	10	20	18	20	11	20



	North Port	11	24	19	16	21	10
	Longboat Key	7	34	12	19	21	6
Unincorporated	University Parkway to Clark Road	8	25	19	18	19	11
	Clark Road to Blackburn Point Road	12	25	20	22	14	8
	Blackburn Point Road to River Road	8	24	17	23	17	11
	River Road to the South County Line	0	34	24	25	13	4
Business Ownership***	Yes	10	29	11	16	23	11
	No	9	25	20	20	17	9
	DK/NA/Refused	0	0	10	7	10	72

### Question 29f

#### Significant Factors: During COVID-19, Activities Were Interrupted, Now That They're Picking Up, How Comfortable Are You to Engage In: Dining in Restaurants

During COVID-19 many activities were interrupted and now that things are starting to pick back up, how comfortable are you now to engage in: Dining in

		restaurants					
		Not at all comfortable	Somewhat uncomfortable	Neither comfortable nor uncomfortable	Somewhat comfortable	Very comfortable	DK/NA
		%	%	%	%	%	%
Aggregate	Total	13	24	16	21	21	5
Length of Residency***	Less than one year	20	39	21	5	11	4
	1 to 5 years	12	17	16	24	27	3
	6 to 10 years	13	29	20	22	12	4
	More than 10 years	13	24	14	20	24	6

	DK/NA/Refused	0	0	0	25	36	39
Residential Status**	Year round	13	25	16	21	21	5
	Part of the year	7	4	13	0	56	19
	DK/NA/Refused	0	0	0	69	0	31
Age Group**	18 to 29	10	28	15	21	24	3
	30 to 49	12	25	20	21	19	3
	50 to 64	12	25	17	23	19	4
	65 to 74	16	20	10	24	21	9
	75 & older	13	26	17	14	25	5
Home Ownership Status	Homeowner	13	24	17	22	21	4
	Renter	13	25	13	17	25	7
Gender	Male	13	24	16	21	21	5
	Female	13	25	16	20	22	5
Workforce***	Workforce	12	26	17	20	22	2
	Non-workforce	14	22	15	21	20	8
Education***	High School or Less	13	22	20	20	17	8
	Some College	15	24	14	24	20	4
	College Graduate	12	26	14	20	25	3
Race	White/Caucasian	13	24	15	22	22	4
	Black/African American	15	21	23	13	25	3
	Hispanic/Latino	12	26	14	19	21	8
	Other	7	34	26	7	15	12
Household Income***	Less than \$30,000	20	16	13	19	27	5
	\$30,000 to \$49,999	13	21	25	22	18	1
	\$50,000 to \$99,999	16	28	13	21	19	3
	\$100,000+	8	25	11	22	31	2
	DK/NA/Refused	11	24	17	17	16	14
Child Under 18 at Home**	Yes	15	22	19	20	23	2
	No	12	25	15	21	21	6
Resident Location	Unincorporated	13	23	16	21	22	5
	In a City	12	26	16	19	21	5

City	Sarasota City	12	25	15	23	19	6
	Venice City	10	25	16	19	20	11
	North Port	14	26	17	17	22	4
	Longboat Key	0	41	10	21	28	0
Unincorporated	University	14	23	15	20	22	6
	Parkway to Clark Road						
	Clark Road to Blackburn Point Road	11	24	18	23	21	3
	Blackburn Point Road to River Road	13	23	16	21	22	4
	River Road to the South County Line	0	32	21	40	3	4
Business Ownership*	Yes	19	24	8	20	26	2
	No	13	24	17	21	21	4
	DK/NA/Refused	0	20	10	24	3	43

### Question 31a

#### Significant Factors: Employment Affects Since COVID-19: Had Hours Cut at Work

		Had hours cut at work	
		Yes	Not Mentioned
		%	%
Aggregate	Total	5	95
Length of Residency	Less than one year	15	85
	1 to 5 years	6	94
	6 to 10 years	6	94
	More than 10 years	4	96
	DK/NA/Refused	0	100
Residential Status	Year round	5	95
	Part of the year	0	100
	DK/NA/Refused	0	100
Age Group***	18 to 29	8	92
	30 to 49	13	87

	50 to 64	5	95
	65 to 74	1	99
	75 & older	2	98
Home Ownership Status	Homeowner	5	95
	Renter	8	92
Gender***	Male	8	92
	Female	3	97
Workforce***	Workforce	10	90
	Non-workforce	1	99
Education***	High School or Less	10	90
	Some College	6	94
	College Graduate	1	99
Race	White/Caucasian	5	95
	Black/African American	8	92
	Hispanic/Latino	8	92
	Other	11	89
Household Income***	Less than \$30,000	2	98
	\$30,000 to \$49,999	12	88
	\$50,000 to \$99,999	3	97
	\$100,000+	2	98
	DK/NA/Refused	7	93
Child Under 18 at Home***	Yes	11	89
	No	3	97
Resident Location**	Unincorporated	4	96
	In a City	8	92
City	Sarasota City	6	94
	Venice City	9	91
	North Port	8	92
	Longboat Key	12	88
Unincorporated	University Parkway to Clark Road	5	95
	Clark Road to Blackburn Point Road	5	95
	Blackburn Point Road to River Road	3	97
	River Road to the South County Line	0	100
Business Ownership	Yes	8	92
	No	5	95
	DK/NA/Refused	0	100

**Question 31b**

**Significant Factors: Employment Affects Since COVID-19: Had Wages/Pay Cut at Work**

		Had wages/pay cut at work	
		Yes	Not Mentioned
		%	%
Aggregate	Total	2	98
Length of Residency	Less than one year	2	98
	1 to 5 years	3	97
	6 to 10 years	3	97
	More than 10 years	2	98
	DK/NA/Refused	0	100
Residential Status	Year round	2	98
	Part of the year	0	100
	DK/NA/Refused	0	100
Age Group*	18 to 29	5	95
	30 to 49	3	97
	50 to 64	3	97
	65 to 74	1	99
	75 & older	1	99
Home Ownership Status	Homeowner	2	98
	Renter	4	96
Gender	Male	3	97
	Female	2	98
Workforce*	Workforce	3	97
	Non-workforce	1	99
Education	High School or Less	3	97
	Some College	4	96
	College Graduate	2	98
Race	White/Caucasian	2	98
	Black/African American	5	95
	Hispanic/Latino	3	97
	Other	2	98
Household Income	Less than \$30,000	1	99
	\$30,000 to \$49,999	5	95
	\$50,000 to \$99,999	2	98
	\$100,000+	2	98
	DK/NA/Refused	3	97

Child Under 18 at Home***	Yes	6	94
	No	1	99
Resident Location	Unincorporated	2	98
	In a City	4	96
City	Sarasota City	5	95
	Venice City	4	96
	North Port	3	97
	Longboat Key	2	98
Unincorporated	University Parkway to Clark Road	1	99
	Clark Road to Blackburn Point Road	2	98
	Blackburn Point Road to River Road	3	97
	River Road to the South County Line	4	96
Business Ownership***	Yes	9	91
	No	2	98
	DK/NA/Refused	0	100

### Question 31c

#### Significant Factors: Employment Affects Since COVID-19: Been Temporarily Furloughed

		Been temporarily furloughed	
		Yes	Not Mentioned
		%	%
Aggregate	Total	4	96
Length of Residency	Less than one year	0	100
	1 to 5 years	5	95
	6 to 10 years	5	95
	More than 10 years	3	97
	DK/NA/Refused	7	93
Residential Status	Year round	4	96
	Part of the year	0	100
	DK/NA/Refused	0	100
Age Group***	18 to 29	11	89
	30 to 49	6	94
	50 to 64	3	97
	65 to 74	0	100

	75 & older	2	98
Home Ownership Status	Homeowner	4	96
	Renter	4	96
Gender	Male	4	96
	Female	3	97
Workforce***	Workforce	7	93
	Non-workforce	1	99
Education***	High School or Less	6	94
	Some College	5	95
	College Graduate	1	99
Race	White/Caucasian	4	96
	Black/African American	5	95
	Hispanic/Latino	3	97
	Other	4	96
Household Income***	Less than \$30,000	10	90
	\$30,000 to \$49,999	10	90
	\$50,000 to \$99,999	3	97
	\$100,000+	0	100
	DK/NA/Refused	1	99
Child Under 18 at Home***	Yes	9	91
	No	2	98
Resident Location	Unincorporated	4	96
	In a City	4	96
City	Sarasota City	3	97
	Venice City	2	98
	North Port	5	95
	Longboat Key	0	100
Unincorporated	University Parkway to Clark Road	3	97
	Clark Road to Blackburn Point Road	4	96
	Blackburn Point Road to River Road	4	96
	River Road to the South County	7	93
	Line		
Business Ownership	Yes	7	93
	No	4	96
	DK/NA/Refused	0	100

Question 31d

Significant Factors: Employment Affects Since COVID-19: Been Laid Off

		Been laid off	
		Yes	Not Mentioned
		%	%
Aggregate	Total	5	95
Length of Residency**	Less than one year	13	87
	1 to 5 years	10	90
	6 to 10 years	7	93
	More than 10 years	3	97
	DK/NA/Refused	0	100
Residential Status*	Year round	5	95
	Part of the year	0	100
	DK/NA/Refused	69	31
Age Group***	18 to 29	4	96
	30 to 49	10	90
	50 to 64	9	91
	65 to 74	3	97
	75 & older	1	99
Home Ownership Status***	Homeowner	4	96
	Renter	12	88
Gender	Male	5	95
	Female	6	94
Workforce***	Workforce	9	91
	Non-workforce	2	98
Education***	High School or Less	9	91
	Some College	6	94
	College Graduate	2	98
Race	White/Caucasian	6	94
	Black/African American	3	97
	Hispanic/Latino	4	96
	Other	2	98
Household Income***	Less than \$30,000	22	78
	\$30,000 to \$49,999	9	91
	\$50,000 to \$99,999	5	95
	\$100,000+	0	100
	DK/NA/Refused	3	97



Child Under 18 at Home***	Yes	11	89
	No	3	97
Resident Location	Unincorporated	5	95
	In a City	6	94
City	Sarasota City	7	93
	Venice City	5	95
	North Port	5	95
	Longboat Key	0	100
Unincorporated	University Parkway to Clark Road	6	94
	Clark Road to Blackburn Point Road	6	94
	Blackburn Point Road to River Road	4	96
	River Road to the South County Line	0	100
Business Ownership	Yes	2	98
	No	6	94
	DK/NA/Refused	8	92

### Question 31e

#### Significant Factors: Employment Affects Since COVID-19: Applied for a New Job

		Applied for a new job	
		Yes	Not Mentioned
		%	%
Aggregate	Total	2	98
Length of Residency	Less than one year	6	94
	1 to 5 years	5	95
	6 to 10 years	3	97
	More than 10 years	1	99
	DK/NA/Refused	0	100
Residential Status	Year round	2	98
	Part of the year	0	100
	DK/NA/Refused	0	100
Age Group***	18 to 29	3	97
	30 to 49	6	94
	50 to 64	3	97
	65 to 74	0	100
	75 & older	0	100

Home Ownership Status***	Homeowner	1	99
	Renter	7	93
Gender	Male	2	98
	Female	3	97
Workforce***	Workforce	4	96
	Non-workforce	0	100
Education***	High School or Less	5	95
	Some College	2	98
	College Graduate	0	100
Race	White/Caucasian	2	98
	Black/African American	4	96
	Hispanic/Latino	1	99
	Other	3	97
Household Income***	Less than \$30,000	8	92
	\$30,000 to \$49,999	6	94
	\$50,000 to \$99,999	0	100
	\$100,000+	0	100
	DK/NA/Refused	2	98
Child Under 18 at Home**	Yes	4	96
	No	1	99
Resident Location	Unincorporated	2	98
	In a City	2	98
City	Sarasota City	1	99
	Venice City	0	100
	North Port	4	96
	Longboat Key	0	100
Unincorporated	University Parkway to Clark Road	2	98
	Clark Road to Blackburn Point Road	2	98
	Blackburn Point Road to River Road	4	96
	River Road to the South County Line	0	100
Business Ownership	Yes	3	97
	No	2	98
	DK/NA/Refused	0	100

Question 31f

**Significant Factors: Employment Affects Since COVID-19: Been Assigned to Different Duties in a Job**

		Been assigned to different duties in a job	
		Yes	Not Mentioned
		%	%
Aggregate	Total	3	97
Length of Residency	Less than one year	8	92
	1 to 5 years	4	96
	6 to 10 years	1	99
	More than 10 years	3	97
	DK/NA/Refused	0	100
Residential Status	Year round	3	97
	Part of the year	0	100
	DK/NA/Refused	0	100
Age Group***	18 to 29	3	97
	30 to 49	7	93
	50 to 64	2	98
	65 to 74	1	99
	75 & older	1	99
Home Ownership Status	Homeowner	3	97
	Renter	2	98
Gender	Male	3	97
	Female	2	98
Workforce***	Workforce	5	95
	Non-workforce	0	100
Education	High School or Less	4	96
	Some College	2	98
	College Graduate	2	98
Race	White/Caucasian	2	98
	Black/African American	3	97
	Hispanic/Latino	3	97
	Other	6	94
Household Income	Less than \$30,000	4	96
	\$30,000 to \$49,999	4	96
	\$50,000 to \$99,999	2	98
	\$100,000+	2	98

	DK/NA/Refused	2	98
Child Under 18 at Home***	Yes	8	92
	No	1	99
Resident Location	Unincorporated	2	98
	In a City	3	97
City	Sarasota City	4	96
	Venice City	3	97
	North Port	3	97
	Longboat Key	0	100
Unincorporated*	University Parkway to Clark Road	4	96
	Clark Road to Blackburn Point Road	0	100
	Blackburn Point Road to River Road	2	98
	River Road to the South County Line	0	100
Business Ownership	Yes	1	99
	No	3	97
	DK/NA/Refused	0	100

### Question 31g

#### Significant Factors: Employment Affects Since COVID-19: Filed for Unemployment Benefits

		Filed for unemployment benefits	
		Yes	Not Mentioned
		%	%
Aggregate	Total	5	95
Length of Residency**	Less than one year	0	100
	1 to 5 years	8	92
	6 to 10 years	8	92
	More than 10 years	3	97
	DK/NA/Refused	0	100
Residential Status	Year round	5	95
	Part of the year	0	100
	DK/NA/Refused	0	100

Age Group***	18 to 29	8	92
	30 to 49	6	94
	50 to 64	8	92
	65 to 74	2	98
	75 & older	1	99
Home Ownership Status***	Homeowner	3	97
	Renter	12	88
Gender	Male	4	96
	Female	6	94
Workforce***	Workforce	9	91
	Non-workforce	1	99
Education***	High School or Less	11	89
	Some College	5	95
	College Graduate	0	100
Race	White/Caucasian	4	96
	Black/African American	9	91
	Hispanic/Latino	7	93
	Other	1	99
Household Income***	Less than \$30,000	21	79
	\$30,000 to \$49,999	11	89
	\$50,000 to \$99,999	2	98
	\$100,000+	0	100
	DK/NA/Refused	3	97
Child Under 18 at Home***	Yes	9	91
	No	3	97
Resident Location	Unincorporated	4	96
	In a City	6	94
City	Sarasota City	7	93
	Venice City	3	97
	North Port	6	94
	Longboat Key	2	98
	Unincorporated	University Parkway to Clark Road	5
	Clark Road to Blackburn Point Road	4	96
	Blackburn Point Road to River Road	4	96
	River Road to the South County Line	0	100

Business Ownership	Yes	3	97
	No	5	95
	DK/NA/Refused	0	100

### Question 31h

### Significant Factors: Employment Affects Since COVID-19: Begun Working at Home Full-Time

		Begun working at home full-time	
		Yes	Not Mentioned
		%	%
Aggregate	Total	4	96
Length of Residency**	Less than one year	0	100
	1 to 5 years	6	94
	6 to 10 years	6	94
	More than 10 years	2	98
	DK/NA/Refused	0	100
Residential Status	Year round	4	96
	Part of the year	5	95
	DK/NA/Refused	0	100
Age Group***	18 to 29	4	96
	30 to 49	5	95
	50 to 64	7	93
	65 to 74	1	99
	75 & older	1	99
Home Ownership Status	Homeowner	3	97
	Renter	6	94
Gender	Male	3	97
	Female	5	95
Workforce***	Workforce	8	92
	Non-workforce	0	100
Education	High School or Less	4	96
	Some College	4	96
	College Graduate	4	96
Race	White/Caucasian	3	97
	Black/African American	7	93

	Hispanic/Latino	6	94
	Other	6	94
Household Income**	Less than \$30,000	0	100
	\$30,000 to \$49,999	6	94
	\$50,000 to \$99,999	4	96
	\$100,000+	4	96
	DK/NA/Refused	2	98
Child Under 18 at Home	Yes	5	95
	No	3	97
Resident Location**	Unincorporated	3	97
	In a City	6	94
City	Sarasota City	8	92
	Venice City	3	97
	North Port	6	94
	Longboat Key	0	100
Unincorporated	University Parkway to Clark Road	2	98
	Clark Road to Blackburn Point Road	4	96
	Blackburn Point Road to River Road	4	96
	River Road to the South County Line	0	100
Business Ownership	Yes	3	97
	No	4	96
	DK/NA/Refused	0	100

### Question 31i

#### Significant Factors: Employment Affects Since COVID-19: Begun Working at Home Part-Time

		Begun working at home part-time	
		Yes	Not Mentioned
		%	%
Aggregate	Total	1	99
Length of Residency	Less than one year	0	100
	1 to 5 years	1	99

	6 to 10 years	3	97
	More than 10 years	1	99
	DK/NA/Refused	0	100
Residential Status	Year round	1	99
	Part of the year	0	100
	DK/NA/Refused	0	100
Age Group	18 to 29	1	99
	30 to 49	2	98
	50 to 64	1	99
	65 to 74	1	99
	75 & older	1	99
Home Ownership Status	Homeowner	1	99
	Renter	2	98
Gender**	Male	0	100
	Female	2	98
Workforce**	Workforce	2	98
	Non-workforce	0	100
Education	High School or Less	1	99
	Some College	3	97
	College Graduate	1	99
Race	White/Caucasian	1	99
	Black/African American	0	100
	Hispanic/Latino	2	98
	Other	1	99
Household Income	Less than \$30,000	0	100
	\$30,000 to \$49,999	2	98
	\$50,000 to \$99,999	1	99
	\$100,000+	1	99
	DK/NA/Refused	1	99
Child Under 18 at Home	Yes	2	98
	No	1	99
Resident Location	Unincorporated	1	99
	In a City	1	99
City	Sarasota City	1	99
	Venice City	0	100
	North Port	1	99
	Longboat Key	0	100
Unincorporated	University Parkway to Clark Road	1	99



	Clark Road to Blackburn Point Road	3	97
	Blackburn Point Road to River Road	2	98
	River Road to the South County Line	0	100
Business Ownership	Yes	0	100
	No	1	99
	DK/NA/Refused	0	100

### Question 31j

#### Significant Factors: Employment Affects Since COVID-19: None of the Above

		None of the above	
		Yes	Not Mentioned
		%	%
Aggregate	Total	72	28
Length of Residency***	Less than one year	56	44
	1 to 5 years	62	38
	6 to 10 years	62	38
	More than 10 years	78	22
	DK/NA/Refused	93	7
Residential Status*	Year round	71	29
	Part of the year	95	5
	DK/NA/Refused	31	69
Age Group***	18 to 29	56	44
	30 to 49	48	52
	50 to 64	64	36
	65 to 74	93	7
	75 & older	91	9
Home Ownership Status***	Homeowner	75	25
	Renter	56	44
Gender	Male	71	29
	Female	72	28
Workforce***	Workforce	49	51
	Non-workforce	95	5

Education***	High School or Less	55	45
	Some College	68	32
	College Graduate	87	13
Race**	White/Caucasian	74	26
	Black/African American	57	43
	Hispanic/Latino	63	37
	Other	63	37
Household Income***	Less than \$30,000	47	53
	\$30,000 to \$49,999	40	60
	\$50,000 to \$99,999	79	21
	\$100,000+	90	10
	DK/NA/Refused	81	19
Child Under 18 at Home***	Yes	39	61
	No	84	16
Resident Location**	Unincorporated	74	26
	In a City	66	34
City	Sarasota City	62	38
	Venice City	74	26
	North Port	64	36
	Longboat Key	86	14
Unincorporated	University Parkway to Clark Road	74	26
	Clark Road to Blackburn Point Road	75	25
	Blackburn Point Road to River Road	74	26
	River Road to the South County Line	88	12
Business Ownership*	Yes	70	30
	No	71	29
	DK/NA/Refused	92	8

Question 32

**Significant Factors: Concerns Meeting Necessary Financial Obligations Over Next 3 Months Due to COVID-19**

How concerned are you about your ability to meet your necessary financial obligations over the next 3 months as a result of the COVID-19 situation?

		Very concerned %	Somewhat concerned %	Not very concerned %	Not at all concerned %	Not applicable %
Aggregate	Total	20	16	12	45	8
Length of Residency***	Less than one year	34	22	9	31	4
	1 to 5 years	23	19	14	36	8
	6 to 10 years	22	21	18	33	5
	More than 10 years	17	13	10	52	9
	DK/NA/Refused	7	29	8	56	0
Residential Status***	Year round	20	16	12	45	7
	Part of the year	5	13	11	27	44
	DK/NA/Refused	0	0	100	0	0
Age Group***	18 to 29	34	23	10	31	1
	30 to 49	35	26	15	19	4
	50 to 64	22	19	17	36	6
	65 to 74	4	8	10	65	13
	75 & older	9	7	6	67	11
Home Ownership Status***	Homeowner	18	13	12	49	7
	Renter	29	26	12	23	9
Gender	Male	19	15	13	47	7
	Female	21	16	12	43	8
Workforce***	Workforce	33	22	14	30	1
	Non-workforce	6	10	11	60	14
Education***	High School or Less	34	22	11	26	6
	Some College	23	19	15	37	5
	College Graduate	6	9	12	63	9
Race***	White/Caucasian	19	15	11	47	8
	Black/African American	27	19	18	33	3
	Hispanic/Latino	25	19	19	33	5
	Other	19	27	22	28	4

Household Income***	Less than \$30,000	48	16	0	22	14
	\$30,000 to \$49,999	48	20	8	20	4
	\$50,000 to \$99,999	13	14	14	50	9
	\$100,000+	3	7	16	69	5
	DK/NA/Refused	9	25	14	42	10
Child Under 18 at Home***	Yes	49	24	9	16	2
	No	8	13	13	56	10
Resident Location**	Unincorporated	18	14	14	46	7
	In a City	23	19	9	42	7
City	Sarasota City	24	19	10	38	9
	Venice City	15	17	9	49	9
	North Port	27	17	9	41	6
	Longboat Key	0	36	8	54	2
Unincorporated	University Parkway to Clark Road	19	15	16	42	8
	Clark Road to Blackburn Point Road	13	12	15	51	9
	Blackburn Point Road to River Road	20	15	10	50	5
	River Road to the South County Line	12	0	17	68	4
Business Ownership***	Yes	24	12	12	52	1
	No	20	16	13	45	7
	DK/NA/Refused	9	30	7	17	37